

PPI Detailed Report

Data for September 2023



U.S. Department of Labor

U.S. Bureau of Labor Statistics

A blue-tinted composite image. The background shows a large industrial machine, possibly a robotic arm or a large drill, with bright sparks emanating from a point of contact. In the foreground, a man and a woman are sitting at a desk, looking at a laptop screen. The man is pointing at the screen while the woman looks on. The overall scene suggests a connection between industrial production and data analysis.

**Mining • Manufacturing • Services
Agriculture • Utilities • Construction**

PPI Detailed Report

Data for September 2023

Editors

Joseph Kowal
Gabriel Vera
Timothy Schermerhorn
Nachelle Jackson

Vol. 27, No. 9

Contents

	<i>Page</i>
Producer Price Indexes, September 2023	1
Charts	
Final demand	6
Processed goods for intermediate demand	7
Unprocessed goods for intermediate demand	8
Services for intermediate demand	9
Tables	
Producer Price Indexes	
1. Final demand – intermediate demand weights and percent changes, seasonally adjusted	10
2. Selected commodity groupings percent changes by final demand – intermediate demand category	16
3. Final demand – intermediate demand indexes, seasonally adjusted	26
4. Final demand – intermediate demand weights and percent changes, not seasonally adjusted	32
5. Final demand – intermediate demand indexes, not seasonally adjusted	38
6. Selected commodity and service groupings percent changes, not seasonally adjusted	44
7. Commodity and service groupings and individual items, percent changes, not seasonally adjusted	46
8. Commodity and service groupings and individual items, indexes and percent changes, seasonally adjusted	105
9. Commodity and service groupings and individual items indexes, not seasonally adjusted	129
10. Net output of selected industries and industry groups, indexes and percent changes.....	185
11. Net output of selected industries and their products indexes	187
12. Net output of selected industries and their products, percent changes	256
13. Special commodity groupings	329
14. Net inputs to industries, excluding capital investment, labor, and imports	331
Technical note	336

Producer Price Index Release Dates

The following is the schedule of release dates for Producer Price Index data in 2023. News releases are issued at 8:30 a.m. eastern time on each release date.

Reference Month	Release Date
December 2022	Jan. 18, 2023
January 2023	Feb. 16, 2023
February 2023	Mar. 15, 2023
March 2023	Apr. 13, 2023
April 2023	May 11, 2023
May 2023	Jun. 14, 2023
June 2023	Jul. 13, 2023
July 2023	Aug. 11, 2023
August 2023	Sep. 14, 2023
September 2023	Oct. 11, 2023
October 2023	Nov. 15, 2023
November 2023	Dec. 13, 2023

Producer Price Indexes – September 2023

The Producer Price Index for final demand increased 0.5 percent in September, seasonally adjusted. Final demand prices rose 0.7 percent in August and 0.6 percent in July. (See table A.) On an unadjusted basis, the index for final demand advanced 2.2 percent for the 12 months ended in September, the largest increase since moving up 2.3 percent for the 12 months ended in April.

Leading the increase in the final demand index in September, prices for final demand goods rose 0.9 percent. The index for final demand services advanced 0.3 percent.

Prices for final demand less foods, energy, and trade services increased 0.2 percent in September, the fourth consecutive advance. For the 12 months ended in September, the index for final demand less foods, energy, and trade services moved up 2.8 percent.

Final Demand

Final demand goods: The index for final demand goods moved up 0.9 percent in September, the third consecutive increase. Nearly three-quarters of the broad-based September advance is attributable to a 3.3-percent rise in prices for final demand energy. The indexes for final demand foods and for final demand goods less foods and energy moved up 0.9 percent and 0.1 percent, respectively.

Product detail: Over 40 percent of the September increase in prices for final demand goods can be traced to a 5.4-percent rise in the index for gasoline. Prices for jet fuel, processed young chickens, meats, electric power, and diesel fuel also advanced. In contrast, the index for fresh and dry vegetables declined 13.9 percent. Prices for wood pulp and for utility natural gas also fell. (See table 2.)

Final demand services: The index for final demand services advanced 0.3 percent in September following a 0.2-percent rise in August. Over 60 percent of the September increase is attributable to prices for final demand services less trade, transportation, and warehousing, which climbed 0.3 percent. The index for final demand trade services moved up 0.5 percent. (Trade indexes measure changes in margins received by wholesalers and retailers.) Conversely, prices for final demand transportation and warehousing services declined 0.4 percent.

Product detail: A 13.9-percent jump in the index for deposit services (partial) was a major factor in the September rise in prices for final demand services. The indexes for machinery, equipment, parts, and supplies wholesaling; health, beauty, and optical goods retailing; traveler accommodation services;

outpatient care (partial); and application software publishing also moved higher. In contrast, prices for airline passenger services fell 2.1 percent. The indexes for automobile retailing (partial) and for bundled wired telecommunications access services also decreased.

Intermediate Demand by Commodity Type

Within intermediate demand in September, prices for processed goods advanced 0.5 percent, the index for unprocessed goods rose 4.0 percent, and prices for services moved up 0.3 percent. (See tables B and C.)

Processed goods for intermediate demand: The index for processed goods for intermediate demand increased 0.5 percent in September after rising 2.2 percent in August. Most of the September advance is attributable to prices for processed energy goods, which jumped 2.4 percent. The index for processed foods and feeds moved up 1.1 percent, while prices for processed materials less foods and energy were unchanged. For the 12 months ended in September, the index for processed goods for intermediate demand fell 3.7 percent.

Product detail: A major factor in the September increase in prices for processed goods for intermediate demand was the index for diesel fuel, which advanced 2.5 percent. Prices for gasoline, jet fuel, liquefied petroleum gas, processed young chickens, and fatty acids also moved higher. Conversely, the index for steel mill products decreased 3.7 percent. Prices for natural gas to electric utilities and for soybean cake and meal also declined.

Unprocessed goods for intermediate demand: The index for unprocessed goods for intermediate demand rose 4.0 percent in September, the third consecutive increase. Over 70 percent of the September advance can be traced to a 7.5-percent jump in prices for unprocessed energy materials. The index for unprocessed foodstuffs and feedstuffs moved up 3.5 percent. In contrast, prices for unprocessed nonfood materials less energy fell 0.8 percent. For the 12 months ended in September, the index for unprocessed goods for intermediate demand decreased 21.0 percent.

Product detail: Seventy percent of the September rise in prices for unprocessed goods for intermediate demand can be attributed to the index for crude petroleum, which increased 10.1 percent. Prices for raw milk; slaughter chickens; hay, hayseeds, and oilseeds; slaughter cattle; and recyclable paper also advanced. Conversely, the index for nonferrous scrap fell 0.8 percent. Prices for corn and for wheat also declined.

Chart 1. One-month percent changes in selected PPI final demand price indexes, seasonally adjusted

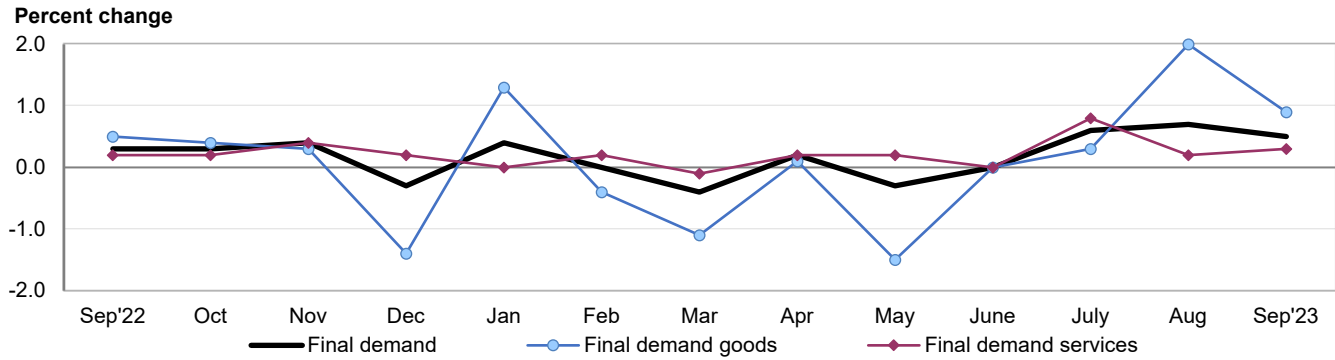


Chart 2. Twelve-month percent changes in selected PPI final demand price indexes, not seasonally adjusted

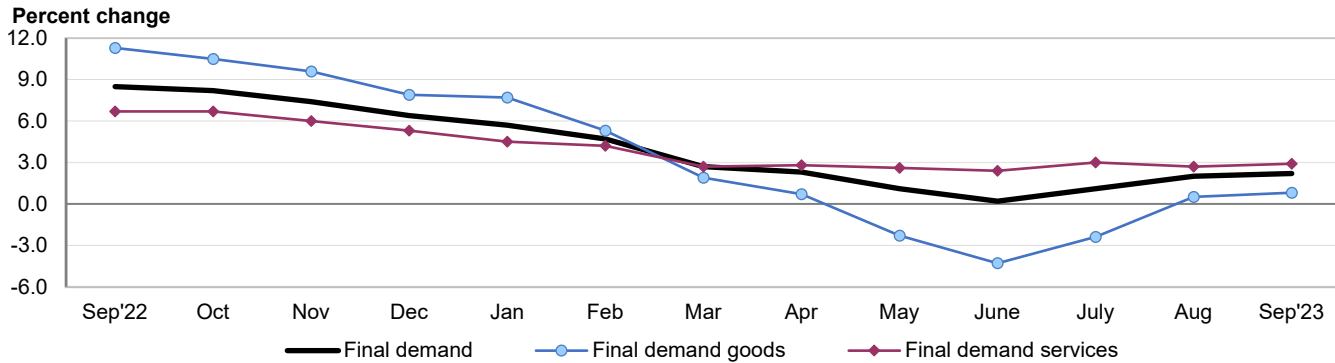


Table A. Monthly and 12-month percent changes in selected final demand price indexes, seasonally adjusted

Month	Total final demand	Final demand less foods, energy, and trade	Final demand goods				Final demand services				Change in final demand from 12 months ago (unadj.)	Change in final demand less foods, energy, and trade from 12 mo. ago (unadj.)
			Total	Foods	Energy	Less foods and energy	Total	Trade	Transportation and warehousing	Other		
2022												
Sept...	0.3	0.3	0.5	1.5	1.0	0.0	0.2	-0.3	-0.2	0.5	8.5	5.6
Oct....	0.3	0.2	0.4	0.7	1.5	0.0	0.2	0.2	0.0	0.2	8.2	5.5
Nov....	0.4	0.4	0.3	3.3	-2.3	0.3	0.4	0.5	-0.4	0.5	7.4	4.9
Dec....	-0.3	0.2	-1.4	-0.9	-6.3	0.1	0.2	0.3	0.0	0.2	6.4	4.7
2023												
Jan.. ..	0.4	0.5	1.3	-1.3	5.4	0.6	0.0	-0.8	-0.5	0.5	5.7	4.4
Feb....	0.0	0.3	-0.4	-2.3	-0.8	0.3	0.2	-0.2	-0.8	0.4	4.7	4.5
Mar....	-0.4	0.1	-1.1	0.2	-6.1	0.2	-0.1	-0.6	-0.7	0.2	2.7	3.7
Apr....	0.2	0.2	0.1	-0.4	0.7	0.1	0.2	0.4	-2.5	0.5	2.3	3.4
May ¹ ..	-0.3	0.0	-1.5	-1.0	-6.9	0.1	0.2	0.8	-0.5	0.0	1.1	2.9
June ¹ ..	0.0	0.2	0.0	-0.2	0.8	-0.2	0.0	-0.7	0.0	0.3	0.2	2.8
July ¹ ...	0.6	0.3	0.3	0.4	0.8	0.0	0.8	1.6	0.3	0.6	1.1	2.9
Aug. ¹ ..	0.7	0.2	2.0	-0.5	10.3	0.1	0.2	0.2	-0.3	0.3	2.0	2.9
Sept...	0.5	0.2	0.9	0.9	3.3	0.1	0.3	0.5	-0.4	0.3	2.2	2.8

¹ Some of the figures shown above and elsewhere in this release may differ from those previously reported because data for May 2023 through August 2023 have been revised to reflect the availability of late reports and corrections by respondents.

Table B. Monthly and 12-month percent changes in selected intermediate demand price indexes for goods by commodity type, seasonally adjusted

Month	Processed goods for intermediate demand					Unprocessed goods for intermediate demand				
	Total	Foods and feeds	Energy goods	Less foods and energy	Total, change from 12 months ago (unadj.)	Total	Food-stuffs and feed-stuffs	Energy materials	Nonfood materials less energy	Total, change from 12 months ago (unadj.)
2022										
Sept.....	-0.1	-0.1	2.0	-0.8	12.9	-3.1	1.3	-6.6	-0.6	29.2
Oct.....	-0.2	-0.2	1.5	-0.8	10.1	-9.7	-0.7	-18.1	-4.1	9.3
Nov.....	-0.5	0.8	-1.9	-0.2	7.6	-3.1	0.0	-6.7	-0.7	3.5
Dec.....	-2.5	-0.6	-9.8	-0.4	4.8	1.5	-0.2	5.2	-1.7	10.7
2023										
Jan.....	1.1	0.2	4.9	0.1	3.9	-4.7	-5.8	-7.0	2.1	2.8
Feb.....	-0.4	-2.1	-1.6	0.2	2.1	-4.9	-1.0	-10.9	0.3	-10.4
Mar.....	-1.0	-0.2	-3.9	-0.2	-1.0	-4.7	-0.7	-11.1	-0.9	-16.8
Apr.....	-0.5	-1.1	-2.9	0.2	-3.4	1.1	-1.5	3.7	1.8	-20.3
May ¹	-1.6	-1.8	-7.0	-0.1	-7.2	-5.2	-4.6	-8.0	-2.1	-28.2
June ¹	-0.5	-1.1	-0.5	-0.4	-9.4	-0.9	1.0	-2.7	-1.6	-32.1
July ¹	-0.3	1.3	-0.1	-0.5	-7.6	2.4	-0.8	10.1	-3.1	-24.0
Aug. ¹	2.2	0.8	11.9	-0.1	-4.3	2.1	0.1	5.6	0.0	-26.3
Sept.....	0.5	1.1	2.4	0.0	-3.7	4.0	3.5	7.5	-0.8	-21.0

¹ Some of the figures shown above and elsewhere in this release may differ from those previously reported because data for May 2023 through August 2023 have been revised to reflect the availability of late reports and corrections by respondents.

Services for intermediate demand: The index for services for intermediate demand increased 0.3 percent in September after no change in August. Nearly 60 percent of the broad-based September advance is attributable to prices for services less trade, transportation, and warehousing for intermediate demand, which rose 0.3 percent. The indexes for transportation and warehousing services for intermediate demand and for trade services for intermediate demand moved up 0.7 percent and 0.2 percent, respectively. For the 12 months ended in September, prices for services for intermediate demand increased 4.1 percent.

Product detail: A 4.0-percent rise in the index for gross rents of retail properties was a major factor in the September advance in prices for services for intermediate demand. The indexes for deposit services (partial); machinery and equipment parts and supplies wholesaling; arrangement of freight and cargo transportation; investment banking; and hardware, building materials, and supplies retailing also rose. In contrast, prices for loan services (partial) decreased 2.0 percent. The indexes for metals, minerals, and ores wholesaling and for airline passenger services also fell.

Table C. Monthly and 12-month percent changes in selected intermediate demand price indexes for services by commodity type, seasonally adjusted

Month	Services for intermediate demand				Total, change from 12 months ago (unadj.)
	Total	Trade	Transportation and warehousing	Other	
2022					
Sept.....	0.5	0.1	-0.4	0.8	6.2
Oct.....	0.4	0.0	0.6	0.5	6.7
Nov.....	0.8	0.9	-1.3	1.2	6.9
Dec.....	0.0	-1.3	0.0	0.4	6.0
2023					
Jan.....	1.0	0.8	0.5	1.1	6.3
Feb.....	0.3	-0.7	0.0	0.7	6.2
Mar.....	-0.3	0.9	-1.0	-0.5	4.5
Apr.....	0.7	0.8	-1.1	1.0	4.4
May ¹	0.2	-0.3	-0.3	0.4	3.9
June ¹	0.0	-0.8	-0.1	0.2	4.3
July ¹	0.6	2.1	0.8	0.2	4.7
Aug. ¹	0.0	-0.2	-0.8	0.3	4.3
Sept.....	0.3	0.2	0.7	0.3	4.1

¹ Some of the figures shown above and elsewhere in this release may differ from those previously reported because data for May 2023 through August 2023 have been revised to reflect the availability of late reports and corrections by respondents.

Intermediate Demand by Production Flow

Stage 4 intermediate demand: Prices for stage 4 intermediate demand increased 0.4 percent in September, the third consecutive rise. In September, the index for total services inputs to stage 4 intermediate demand advanced 0.5 percent, and prices for total goods inputs moved up 0.3 percent. (See table D.) Increases in the indexes for gross rents of retail properties, deposit services (partial), machinery and equipment parts and supplies wholesaling, gasoline, investment banking, and for commercial and industrial machinery and equipment repair and maintenance outweighed declines in the indexes for loan services (partial); grains; and metals, minerals, and ores wholesaling. For the 12 months ended in September, prices for stage 4 intermediate demand rose 2.4 percent.

Stage 3 intermediate demand: The index for stage 3 intermediate demand advanced 0.9 percent in September after moving up 1.1 percent in August. In September, prices for total goods inputs to stage 3 intermediate demand rose 1.6 percent, and the index for total services inputs increased 0.3 percent. Higher prices for raw milk, slaughter chickens, jet fuel, deposit services (partial), diesel fuel, and arrangement of freight and cargo transportation outweighed declines in the indexes for grains, loan services (partial), and television advertising time sales. For the 12 months ended in September, prices for stage 3 intermediate demand fell 3.2 percent.

Stage 2 intermediate demand: The index for stage 2 intermediate demand rose 1.5 percent in September, the third consecutive increase. In September, prices for total goods inputs to stage 2 intermediate demand jumped 3.4 percent, and the index for total services inputs edged up 0.1 percent. Advances in the indexes for crude petroleum, deposit services (partial), gas fuels, oilseeds, arrangement of freight and cargo transportation, and machinery and equipment parts and supplies wholesaling outweighed decreases in prices for loan services (partial), broadcast and network television advertising time sales, and wood pulp. For the 12 months ended in September, the index for stage 2 intermediate demand declined 6.9 percent.

Stage 1 intermediate demand: The index for stage 1 intermediate demand moved up 0.4 percent in September after advancing 1.4 percent in August. In September, the index for total services inputs to stage 1 intermediate demand rose 0.4 percent, and prices for total goods inputs climbed 0.3 percent. Increases in the indexes for gross rents of retail properties; diesel fuel; hardware, building materials, and supplies retailing; gasoline; investment banking; and traveler accommodation services outweighed decreases in the indexes for grains; metals, minerals, and ores wholesaling; and airline passenger services. For the 12 months ended in September, prices for stage 1 intermediate demand fell 1.0 percent.

Table D. Monthly percent changes in selected intermediate demand price indexes by production flow, seasonally adjusted

Month	Stage 4 intermediate demand			Stage 3 intermediate demand			Stage 2 intermediate demand			Stage 1 intermediate demand		
	Total	Goods inputs	Ser-vices inputs	Total	Goods inputs	Ser-vices inputs	Total	Goods inputs	Ser-vices inputs	Total	Goods inputs	Ser-vices inputs
2022												
Sept.....	0.4	0.1	0.7	0.0	-0.1	0.1	-1.9	-4.0	0.3	0.3	0.3	0.2
Oct.....	0.1	-0.1	0.2	-0.1	-0.6	0.5	-4.7	-9.8	0.8	0.1	-0.2	0.4
Nov.....	0.4	-0.2	1.0	-0.4	-1.1	0.3	-1.0	-2.9	0.8	0.1	-0.6	0.9
Dec.....	-0.4	-0.7	0.0	-2.0	-3.8	0.0	1.0	1.5	0.6	-1.8	-3.0	-0.4
2023												
Jan.....	1.0	0.8	1.2	0.2	-0.5	0.9	-0.9	-2.9	0.9	0.7	0.8	0.7
Feb.....	0.0	-0.1	0.2	-0.2	-0.6	0.1	-1.4	-4.6	1.2	-0.3	-0.4	-0.2
Mar.....	-0.3	-0.5	-0.1	-0.7	-1.1	-0.4	-2.5	-4.9	-0.7	-0.4	-1.0	0.2
Apr.....	0.3	-0.2	0.7	-0.2	-1.2	0.7	0.9	1.2	0.7	-0.1	-0.7	0.5
May ¹	-0.2	-0.6	0.2	-1.4	-3.0	-0.1	-1.4	-4.1	0.6	-1.0	-1.8	-0.2
June ¹	-0.1	0.0	-0.1	-0.2	-0.1	-0.2	-1.0	-2.1	-0.2	-0.2	-0.6	0.2
July ¹	0.4	-0.1	0.9	-0.4	-1.4	0.5	1.9	4.1	0.3	0.1	-0.7	0.9
Aug. ¹	0.6	0.8	0.5	1.1	3.3	-0.7	0.7	2.3	-0.4	1.4	2.6	0.3
Sept.....	0.4	0.3	0.5	0.9	1.6	0.3	1.5	3.4	0.1	0.4	0.3	0.4

¹ Some of the figures shown above and elsewhere in this release may differ from those previously reported because data for May 2023 through August 2023 have been revised to reflect the availability of late reports and corrections by respondents.

Chart 1. The Final Demand Index and its component indexes, January 2019 through September 2023, 12-month percentage changes

Percent change

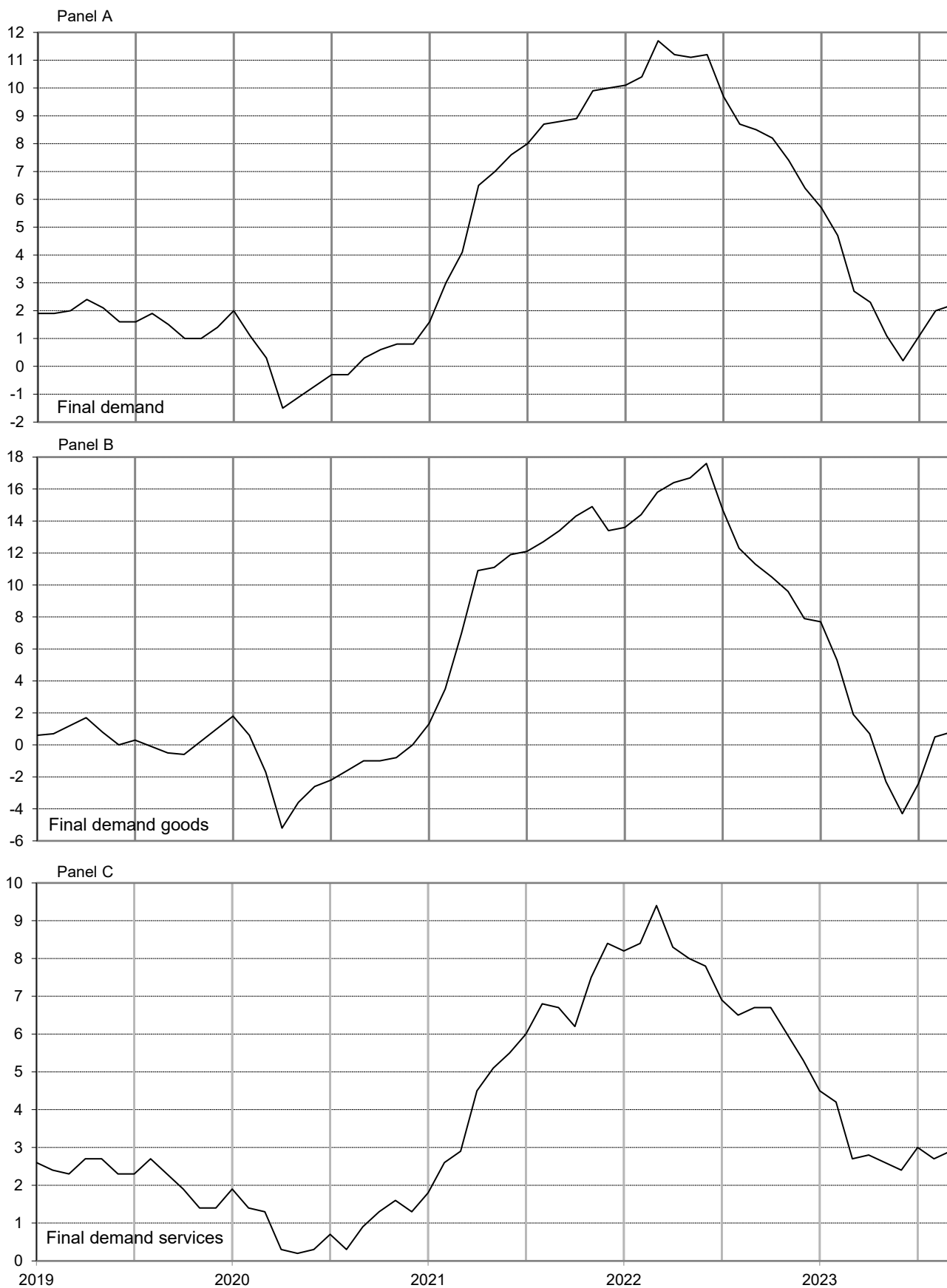


Chart 2. The Processed Goods for Intermediate Demand Index and its component indexes, January 2019 through September 2023, 12-month percentage changes

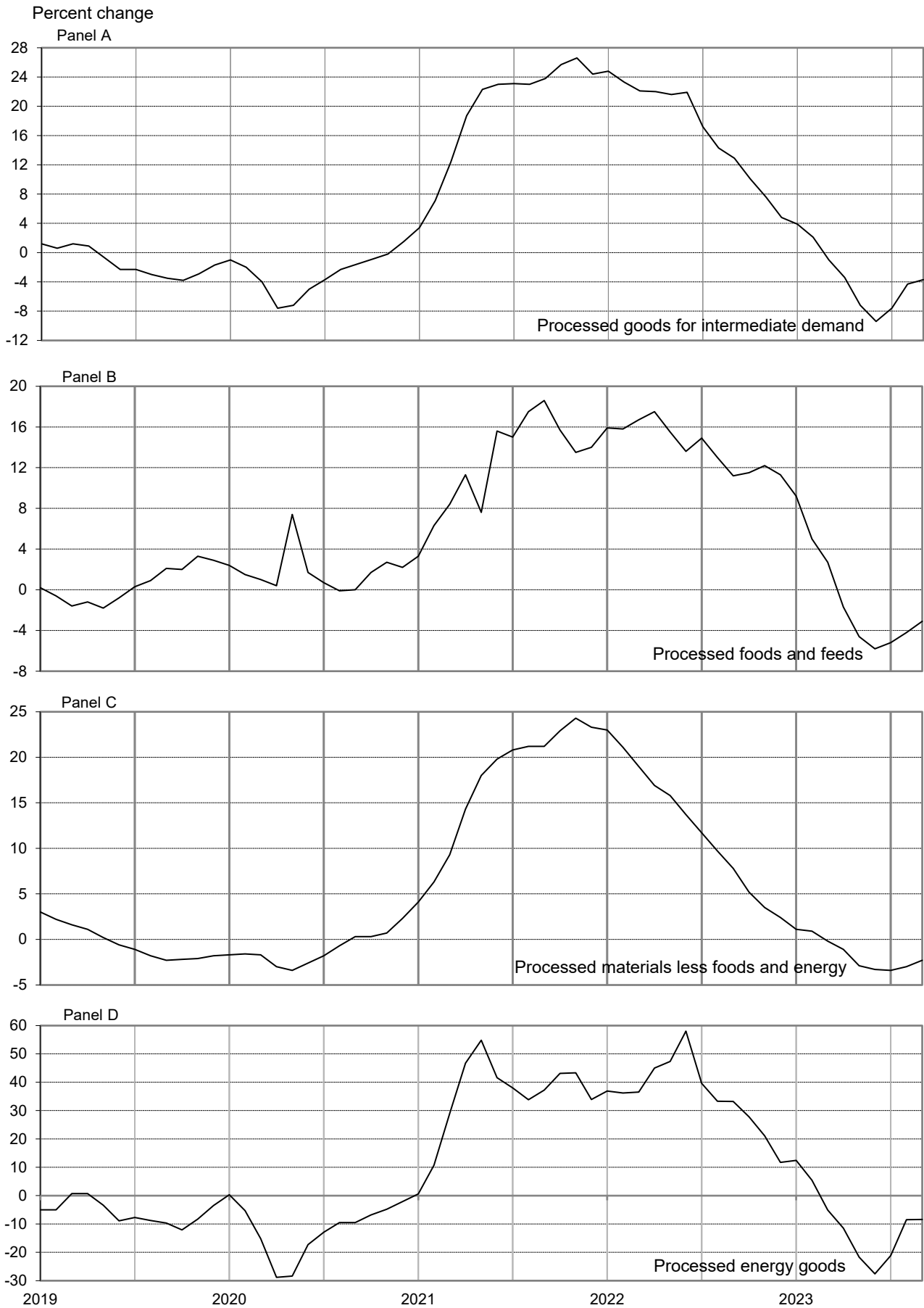


Chart 3. The Unprocessed Goods for Intermediate Demand Index and its component indexes, January 2019 through September 2023, 12-month percentage changes

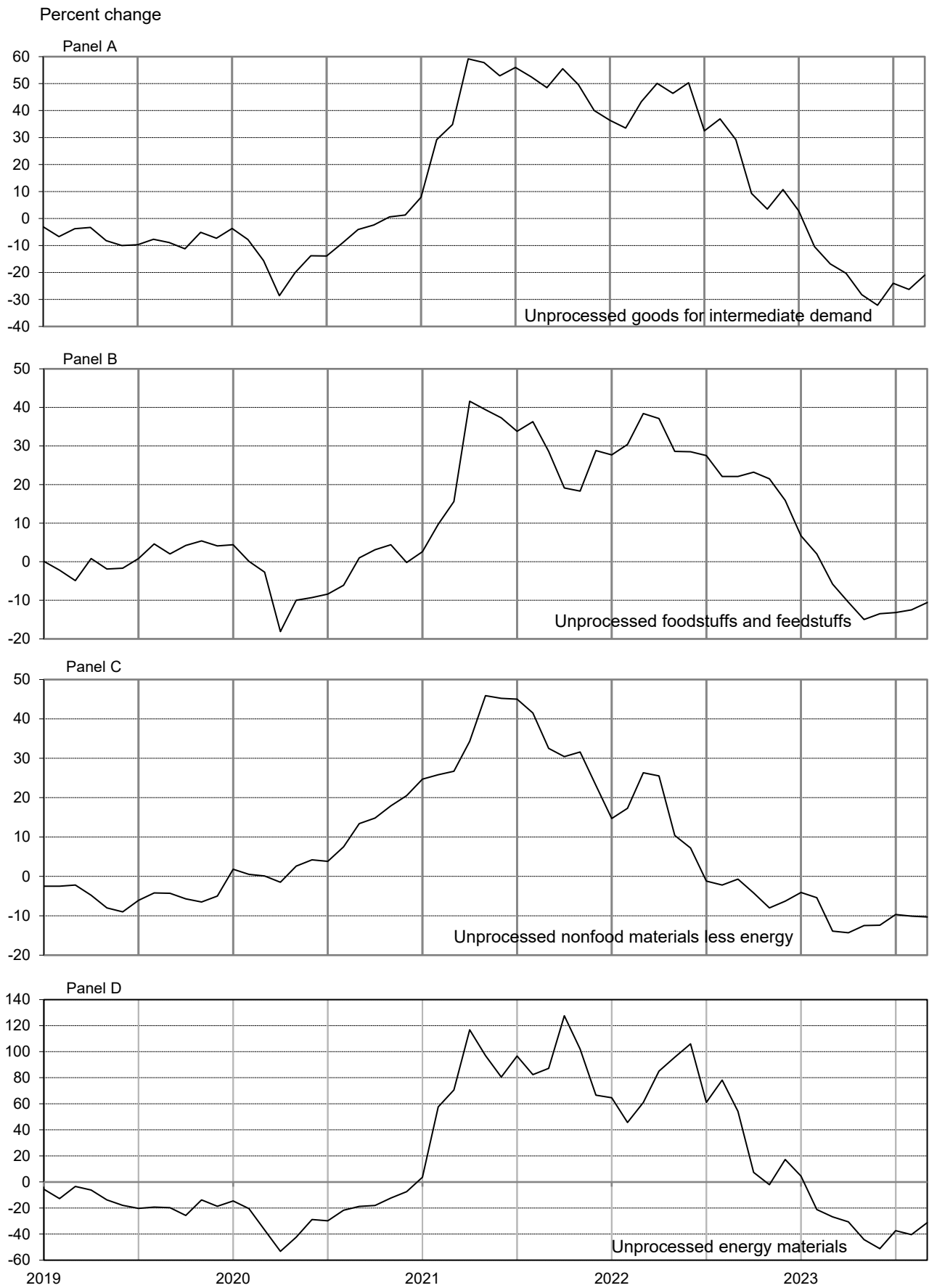
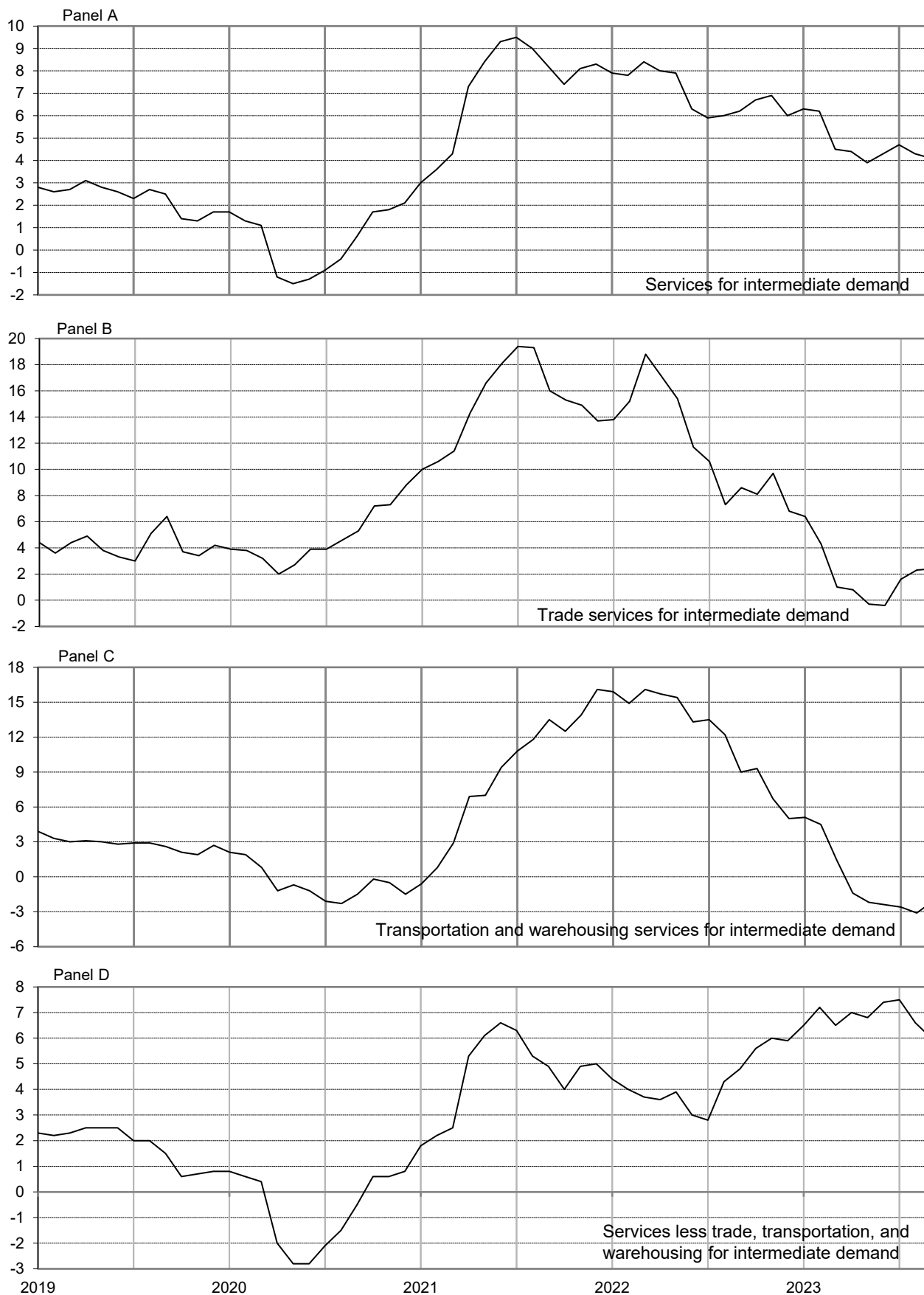


Chart 4. The Services for Intermediate Demand Index and its component indexes, January 2019 through September 2023, 12-month percentage changes

Percent change



Source: U.S. Bureau of Labor Statistics, Producer Price Index Program

Table 1. Producer price index percentage changes and weights for Final Demand-Intermediate Demand groupings, seasonally adjusted
[September 2023]

Grouping	Commodity code		Relative Importance Dec. 2022 ¹	Unadjusted 12-month percent change ² Sept. 2022 to Sept. 2023 ^P	Seasonally adjusted 1-month percent change ²				
	Group code	Item code			Apr. to May	May to June ^P	June to July ^P	July to Aug. ^P	Aug. to Sept. ^P
Final Demand									
Final demand.....	FD	4	100.000	2.2	-0.3	0.0	0.6	0.7	0.5
Final demand goods.....	FD	41	30.653	0.8	-1.5	0.0	0.3	2.0	0.9
Final demand foods.....	FD	411	5.940	-1.2	-1.0	-0.2	0.4	-0.5	0.9
Finished consumer foods ³	FD	4111	4.511	0.1	-1.0	0.2	0.1	-0.3	0.9
Finished consumer foods, crude.....	FD	41113	0.606	-24.2	-16.3	2.1	-1.8	-5.7	-3.5
Finished consumer foods, processed.....	FD	41112	3.905	2.3	0.7	0.0	0.3	0.2	1.2
Government purchased foods.....	FD	4112	0.406	2.0	0.3	-0.3	1.5	0.2	1.6
Foods for export.....	FD	4113	1.023	-8.3	-1.7	-1.8	1.5	-1.5	0.9
Final demand energy.....	FD	412	5.853	-1.0	-6.9	0.8	0.8	10.3	3.3
Finished consumer energy goods ³	FD	4121	4.451	2.1	-6.7	1.2	0.8	9.0	3.0
Government purchased energy.....	FD	4122	0.942	-9.6	-8.0	-0.6	0.3	15.8	3.6
Energy for export.....	FD	4123	0.460	-13.9	-7.7	-1.4	1.7	15.0	5.3
Final demand goods less foods and energy.....	FD	413	18.859	2.0	0.1	-0.2	0.0	0.1	0.1
Finished goods less foods and energy ³	FD	4131	10.768	3.4	0.3	0.0	0.2	0.2	0.2
Finished consumer goods less foods and energy.....	FD	41311	5.731	3.3	0.3	0.0	0.2	0.3	0.2
Nondurable consumer goods less foods and energy.....	FD	413111	3.441	4.2	0.4	0.0	0.2	0.3	0.1
Durable consumer goods.....	FD	413112	2.290	2.1	0.1	-0.1	0.1	0.2	0.3
Private capital equipment.....	FD	41312	5.037	3.6	0.4	0.1	0.3	0.1	0.1
Private capital equipment for manufacturing industries.....	FD	413121	1.222	4.4	0.6	0.2	0.3	0.1	0.1
Private capital equipment for nonmanufacturing industries.....	FD	413122	3.815	3.3	0.3	0.0	0.3	0.1	0.2
Government purchased goods, excluding foods and energy.....	FD	4132	1.967	0.8	-0.1	-0.2	0.0	0.2	0.1
Government purchased goods excluding foods, energy, and capital equipment.....	FD	41321	1.160	-0.1	-0.2	-0.4	-0.2	0.1	0.2
Government purchased capital equipment.....	FD	41322	0.807	2.1	0.1	0.1	0.4	0.2	0.1
Goods for export, excluding foods and energy.....	FD	4133	6.124	-0.2	-0.2	-0.5	-0.3	0.0	0.1
Final demand services.....	FD	42	66.677	2.9	0.2	0.0	0.8	0.2	0.3
Final demand trade services ⁴	FD	423	19.700	2.3	0.8	-0.7	1.6	0.2	0.5
Trade of finished goods ³	FD	4231	17.049	1.8	0.8	-0.5	1.2	0.3	0.4
Trade of personal consumption goods.....	FD	42311	13.855	1.2	0.7	-0.1	0.6	0.3	-0.1
Trade of private capital equipment.....	FD	42312	3.194	4.4	1.2	-2.4	3.9	0.3	2.6
Trade of government purchased goods.....	FD	4232	0.750	5.8	0.9	-1.4	4.2	0.0	1.2
Trade of government purchased goods, excluding capital equipment.....	FD	42321	0.457	4.2	0.1	-0.3	3.4	-0.2	0.0
Trade of government purchased capital equipment.....	FD	42322	0.293	8.6	2.3	-3.3	5.6	0.4	3.2
Trade of exports.....	FD	4233	1.901	5.0	0.6	-2.1	3.9	-0.1	1.3
Final demand transportation and warehousing services.....	FD	422	5.213	-5.7	-0.5	0.0	0.3	-0.3	-0.4
Transportation of passengers for final demand.....	FD	4221	1.275	-0.8	-1.1	2.0	1.7	-2.0	-2.0
Transportation of private passengers.....	FD	42211	0.860	-0.8	-1.1	2.0	1.7	-2.0	-2.0
Transportation of government passengers.....	FD	42212	0.103	-0.8	-1.1	2.0	1.7	-1.9	-2.0
Transportation of passengers for export.....	FD	42213	0.312	-0.8	-1.1	2.1	1.7	-2.0	-2.1
Transportation and warehousing of goods for final demand.....	FD	4222	3.938	-7.3	-0.3	-0.7	-0.2	0.3	0.2
Transportation and warehousing of finished goods ³	FD	42221	2.567	-8.1	-0.4	-0.7	-0.3	0.3	0.2
Transportation and warehousing of personal consumption goods.....	FD	422211	2.063	-7.8	-0.4	-0.7	-0.2	0.3	0.2
Transportation and warehousing of private capital equipment.....	FD	422212	0.504	-9.2	-0.4	-0.8	-0.6	0.2	0.2
Transportation and warehousing of government purchased goods.....	FD	42222	0.233	-5.8	-0.4	-0.7	0.2	0.2	0.3
Transportation and warehousing of exports.....	FD	42223	1.138	-6.0	-0.3	-0.6	-0.2	0.5	0.4
Final demand services less trade, transportation, and warehousing.....	FD	421	41.763	4.2	0.0	0.3	0.6	0.3	0.3
Finished services less trade, transportation, and warehousing ³	FD	4211	36.505	4.0	0.0	0.3	0.5	0.2	0.4
Finished consumer services less trade, transportation, and warehousing.....	FD	42111	32.158	4.0	-0.1	0.3	0.6	0.2	0.4
Private capital investment services less trade, transportation, and warehousing.....	FD	42112	4.347	3.2	0.5	0.4	0.2	0.9	0.1
Government purchased services less trade, transportation, and warehousing.....	FD	4212	2.674	4.0	0.1	0.4	0.6	0.5	0.1
Gov. purchased services less trade, transportation, and warehousing, excl. capital investment.....	FD	42121	2.515	4.1	0.0	0.4	0.6	0.5	0.1
Government purchased capital investment services less trade, transportation, and warehousing.....	FD	42122	0.159	1.9	0.5	0.4	0.1	0.7	-0.2
Services for export less trade, transportation, and warehousing.....	FD	4213	2.584	8.3	0.5	0.5	0.6	0.5	0.3
Final demand construction.....	FD	43	2.670	3.7	0.1	0.0	-1.2	0.1	0.1
Construction for private capital investment.....	FD	431	1.856	3.8	0.1	0.1	-1.3	0.1	0.1
Construction for government.....	FD	432	0.814	3.6	0.1	0.0	-1.1	0.1	0.0
Special Groupings of Final Demand									
Final demand less exports.....	FD	49101	86.458	2.4	-0.3	0.1	0.6	0.8	0.5
Final demand less government.....	FD	49102	92.111	2.3	-0.3	0.0	0.6	0.7	0.5

See footnotes at end of table.

Table 1. Producer price index percentage changes and weights for Final Demand-Intermediate Demand groupings, seasonally adjusted — Continued
[September 2023]

Grouping	Commodity code		Relative Importance Dec. 2022 ¹	Unadjusted 12-month percent change ² Sept. 2022 to Sept. 2023 ^P	Seasonally adjusted 1-month percent change ²				
	Group code	Item code			Apr. to May	May to June ^P	June to July ^P	July to Aug. ^P	Aug. to Sept. ^P
Final demand less foods, food and nonalcoholic beverages for immediate consumption, and energy ⁵	FD	49103	87.791	2.6	0.2	-0.1	0.6	0.2	0.3
Final demand less foods and energy ⁵	FD	49104	88.207	2.7	0.2	0.0	0.6	0.2	0.3
Final demand less foods and food and nonalcoholic beverages for immediate consumption ⁵	FD	49105	93.644	2.3	-0.3	0.0	0.6	0.8	0.5
Final demand less foods ⁵	FD	49106	94.060	2.4	-0.3	0.0	0.6	0.8	0.5
Final demand less energy.....	FD	49107	94.147	2.4	0.1	0.0	0.6	0.2	0.3
Final demand less trade services.....	FD	49108	80.300	2.1	-0.6	0.2	0.4	0.9	0.5
Final demand less distributive services ⁶	FD	49109	76.362	2.6	-0.6	0.2	0.4	0.9	0.5
Final demand goods less energy.....	FD	49111	24.799	1.2	-0.2	-0.2	0.1	0.0	0.3
Final demand goods less foods.....	FD	49112	24.712	1.4	-1.6	0.0	0.2	2.5	0.9
Final demand services less trade services.....	FD	49113	46.976	3.1	-0.1	0.3	0.5	0.2	0.3
Final demand distributive services ⁶	FD	49114	23.638	0.7	0.6	-0.7	1.3	0.2	0.5
Final demand goods plus final demand distributive services ⁶	FD	49115	54.290	0.7	-0.6	-0.3	0.7	1.2	0.7
Final demand less foods, energy, and trade services ⁵	FD	49116	68.507	2.8	0.0	0.2	0.3	0.2	0.2
Private and government purchased capital equipment.....	FD	49117	5.844	3.4	0.3	0.1	0.3	0.1	0.1
Private and government purchased capital investment services.....	FD	49118	8.497	3.2	0.8	-0.8	1.7	0.6	1.1
Total private and government purchased capital investment.....	FD	49119	14.341	3.3	0.5	-0.4	0.8	0.4	0.6
Total finished ³	FD	49201	78.567	2.6	-0.3	0.1	0.6	0.7	0.5
Total finished less foods, food and nonalcoholic beverages for immediate consumption, and energy ^{3, 5}	FD	49202	69.193	2.8	0.2	0.1	0.6	0.2	0.3
Total finished less foods and energy ^{3, 5}	FD	49203	69.605	2.8	0.2	0.1	0.6	0.2	0.3
Total finished less foods and food and nonalcoholic beverages for immediate consumption ^{3, 5}	FD	49204	73.644	2.7	-0.2	0.1	0.6	0.7	0.5
Total finished less foods ^{3, 5}	FD	49205	74.056	2.7	-0.2	0.1	0.6	0.7	0.5
Total finished less energy ³	FD	49206	74.116	2.7	0.1	0.1	0.6	0.2	0.3
Finished goods ³	FD	49207	19.730	2.5	-1.6	0.3	0.3	2.1	1.0
Finished goods less energy ³	FD	49208	15.279	2.4	-0.1	0.1	0.2	0.1	0.4
Finished goods, excluding foods ^{3, 5}	FD	49209	15.219	3.2	-1.8	0.4	0.4	2.8	1.1
Finished services ³	FD	49210	56.981	2.7	0.2	0.1	0.7	0.2	0.3
Private capital investment services.....	FD	49211	8.045	3.0	0.7	-0.7	1.6	0.6	1.1
Finished distributive services ^{3, 6}	FD	49212	19.616	0.5	0.7	-0.5	1.0	0.3	0.4
Finished services less trade services ³	FD	49213	39.932	3.1	-0.1	0.3	0.5	0.2	0.3
Finished services less distributive services ^{3, 6}	FD	49214	37.365	3.8	-0.1	0.4	0.6	0.2	0.3
Total private capital investment (goods, services, and construction).....	FD	49215	14.938	3.3	0.5	-0.4	0.8	0.4	0.6
Finished goods plus finished distributive services ^{3, 6}	FD	49216	39.346	1.5	-0.5	-0.1	0.7	1.2	0.7
Total exports.....	FD	49301	13.542	0.5	-0.3	-0.6	0.7	0.4	0.5
Goods for export.....	FD	49302	7.607	-2.1	-0.8	-0.7	0.0	0.6	0.5
Services for export.....	FD	49303	5.935	4.0	0.3	-0.4	1.6	0.2	0.5
Total government purchases.....	FD	49401	7.889	0.9	-0.8	-0.1	0.6	1.9	0.7
Government purchased goods.....	FD	49402	3.315	-2.0	-2.2	-0.3	0.3	4.2	1.3
Government purchased services.....	FD	49403	3.760	3.7	0.2	0.0	1.3	0.3	0.3
Total government purchased capital investment (goods, services, construction).....	FD	49404	2.073	3.5	0.5	-0.4	0.5	0.2	0.5
Government purchases, defense.....	FD	49405	2.344	1.0	-0.9	0.0	1.2	2.3	1.0
Government purchases, non-defense.....	FD	49406	5.545	0.8	-0.8	-0.2	0.4	1.7	0.5
Personal consumption.....	FD	49501	63.629	2.4	-0.5	0.2	0.5	0.8	0.5
Personal consumption goods (finished consumer goods).....	FD	49502	14.693	2.0	-2.3	0.4	0.4	2.8	1.3
Personal consumption goods less energy.....	FD	49503	10.242	1.9	-0.3	0.1	0.2	0.0	0.5
Personal consumption goods less foods.....	FD	49504	10.182	2.9	-2.9	0.5	0.5	4.1	1.5
Personal consumption nondurable goods less foods.....	FD	49508	7.892	3.3	-3.7	0.7	0.6	5.2	1.8
Personal consumption services.....	FD	49505	48.936	2.6	0.1	0.2	0.6	0.2	0.2
Personal consumption less trade services.....	FD	49506	49.774	2.8	-0.8	0.3	0.5	0.9	0.6
Personal consumption less distributive services ⁶	FD	49507	47.711	3.2	-0.8	0.4	0.5	0.9	0.6
Personal consumption less foods and energy.....	FD	49510	54.667	2.7	0.1	0.2	0.5	0.2	0.2
Personal consumption less foods, energy, and trade services ⁴	FD	49511	40.812	3.2	-0.1	0.3	0.5	0.1	0.3
Personal consumption less foods, energy, and distributive services ⁶	FD	49512	38.749	3.8	-0.1	0.3	0.6	0.1	0.3
Personal consumption goods plus personal consumption distributive services ⁶	FD	49509	30.611	1.0	-0.8	0.1	0.4	1.5	0.6
Intermediate Demand by Commodity Type									
Processed goods									
Processed goods for intermediate demand.....	ID6	1	100.000	-3.7	-1.6	-0.5	-0.3	2.2	0.5
Materials and components for manufacturing.....	ID6	11	42.908	-3.9	-0.3	-0.7	-0.8	-0.1	0.0
Materials for manufacturing.....	ID6	111	26.996	-7.1	-0.4	-1.1	-1.4	-0.2	0.0
Materials for food manufacturing.....	ID6	1111	4.432	-3.2	-1.9	-1.6	0.7	0.9	1.3
Materials for nondurable manufacturing.....	ID6	1112	12.302	-9.5	-1.7	-1.7	-1.7	-0.2	0.5
Materials for durable manufacturing.....	ID6	1113	10.262	-5.6	1.8	-0.3	-1.9	-0.6	-1.1
Components for manufacturing.....	ID6	112	15.912	1.7	-0.1	0.0	0.1	0.0	0.0

See footnotes at end of table.

Table 1. Producer price index percentage changes and weights for Final Demand-Intermediate Demand groupings, seasonally adjusted — Continued
[September 2023]

Grouping	Commodity code		Relative Importance Dec. 2022 ¹	Unadjusted 12-month percent change ² Sept. 2022 to Sept. 2023 ^P	Seasonally adjusted 1-month percent change ²				
	Group code	Item code			Apr. to May	May to June ^P	June to July ^P	July to Aug. ^P	Aug. to Sept. ^P
Components for nondurable manufacturing.....	ID6	1121	0.793	-2.5	-0.2	-0.5	-0.4	-0.2	-0.6
Components for durable manufacturing.....	ID6	1122	15.119	1.9	-0.1	0.0	0.1	0.0	0.1
Materials and components for construction.....	ID6	12	10.348	0.1	-0.2	-0.1	0.3	0.2	0.2
Materials for construction.....	ID6	121	4.574	-0.1	0.1	0.0	0.5	0.4	0.3
Components for construction.....	ID6	122	5.774	0.3	-0.5	-0.2	0.1	0.1	0.2
Processed fuels and lubricants for intermediate demand.....	ID6	13	19.830	-8.4	-7.0	-0.5	-0.1	11.9	2.4
Processed fuels and lubricants to manufacturing industries.....	ID6	131	5.016	-9.9	-4.5	0.3	-0.8	6.7	1.6
Processed fuels and lubricants to nonmanufacturing industries.....	ID6	132	14.814	-7.9	-7.8	-0.7	0.1	13.6	2.6
Containers for intermediate demand.....	ID6	14	3.107	-2.4	0.3	-0.4	-0.2	-0.6	-0.2
Supplies for intermediate demand.....	ID6	15	23.807	-0.6	-0.4	-0.3	0.2	0.1	0.2
Supplies to manufacturing industries.....	ID6	151	3.173	-1.7	0.0	-0.2	-0.2	-0.3	-0.2
Supplies to nonmanufacturing industries.....	ID6	152	20.634	-0.4	-0.5	-0.3	0.3	0.1	0.2
Supplies to nonmanufacturing industries, feeds.....	ID6	1521	2.363	-6.8	-2.9	-0.8	3.0	0.9	0.3
Supplies to nonmanufacturing industries, other than feeds.....	ID6	1522	18.271	0.4	-0.2	-0.2	0.0	0.0	0.2
Unprocessed goods									
Unprocessed goods for intermediate demand.....	ID6	2	100.000	-21.0	-5.2	-0.9	2.4	2.1	4.0
Unprocessed foodstuffs and feedstuffs.....	ID6	21	36.058	-10.6	-4.6	1.0	-0.8	0.1	3.5
Unprocessed nonfood materials.....	ID6	22	63.942	-25.5	-5.6	-2.2	4.6	3.4	4.3
Unprocessed nonfood materials except fuel.....	ID6	221	45.514	-2.8	-6.1	-2.9	2.7	4.3	5.1
Unprocessed nonfood materials except fuel to manufacturing industries.....	ID6	2211	43.610	-3.4	-6.4	-3.0	2.8	4.5	5.3
Unprocessed nonfood materials except fuel to nonmanufacturing industries.....	ID6	2212	1.904	8.4	0.4	0.6	0.2	0.8	0.5
Unprocessed fuel.....	ID6	222	18.428	-65.9	-2.3	1.7	15.4	-1.4	0.4
Unprocessed fuel to manufacturing industries.....	ID6	2221	0.982	-30.8	-2.8	1.0	3.9	1.3	0.8
Unprocessed fuel to nonmanufacturing industries.....	ID6	2222	17.446	-67.7	-2.3	1.8	16.8	-1.6	0.3
Services									
Services for intermediate demand.....	ID6	3	100.000	4.1	0.2	0.0	0.6	0.0	0.3
Trade services for intermediate demand ⁴	ID6	33	18.127	2.4	-0.3	-0.8	2.1	-0.2	0.2
Trade services for manufacturing industries.....	ID6	331	8.929	2.2	-0.8	-1.5	1.8	-0.5	0.1
Trade services for nonmanufacturing industries.....	ID6	332	9.198	2.7	0.1	0.0	2.4	0.1	0.2
Transportation and warehousing services for intermediate demand.....	ID6	32	14.516	-2.1	-0.3	-0.1	0.8	-0.8	0.7
Transportation of passengers for intermediate demand.....	ID6	321	1.069	-0.8	-1.1	2.0	1.7	-1.9	-2.0
Transportation of passengers for manufacturing industries.....	ID6	3211	0.127	-0.8	-1.1	2.0	1.7	-2.0	-2.1
Transportation of passengers for nonmanufacturing industries.....	ID6	3212	0.942	-0.8	-1.1	2.0	1.7	-1.9	-2.0
Transportation and warehousing of goods for intermediate demand.....	ID6	322	13.447	-2.2	-0.3	-0.2	0.7	-0.8	0.9
Transportation and warehousing of goods for manufacturing industries.....	ID6	3221	2.941	-5.5	-0.2	-0.8	0.0	0.3	0.2
Transportation and warehousing of goods for nonmanufacturing industries.....	ID6	3222	10.506	-1.3	-0.3	-0.1	0.9	-1.0	1.1
Services less trade, transportation, and warehousing for intermediate demand.....	ID6	31	67.357	6.0	0.4	0.2	0.2	0.3	0.3
Services less trade, transportation, and warehousing for manufacturing industries.....	ID6	311	2.068	3.9	0.3	0.0	0.3	0.2	0.0
Services less trade, transportation, and warehousing for nonmanufacturing industries.....	ID6	312	65.288	6.1	0.4	0.2	0.2	0.3	0.3
Construction									
Construction for intermediate demand.....	ID6	4	100.000	3.9	1.4	0.1	0.1	0.1	0.0
Special Groupings of Intermediate Demand by Commodity Type									
Processed materials less foods and feeds.....	ID6	9111	90.968	-3.7	-1.6	-0.4	-0.5	2.3	0.5
Processed foods and feeds.....	ID6	9112	9.032	-3.1	-1.8	-1.1	1.3	0.8	1.1
Processed energy goods.....	ID6	9113	19.830	-8.4	-7.0	-0.5	-0.1	11.9	2.4
Processed materials less energy.....	ID6	9118	80.170	-2.4	-0.3	-0.5	-0.4	0.0	0.1
Processed materials less foods and energy.....	ID6	9115	71.138	-2.3	-0.1	-0.4	-0.5	-0.1	0.0
Intermediate distributive services ⁷	ID6	9116	31.574	0.5	-0.3	-0.5	1.5	-0.4	0.5
Processed goods plus intermediate distributive services.....	ID6	9117	-	-2.5	-1.2	-0.5	0.2	1.4	0.5
Unprocessed materials less agricultural products.....	ID6	9211	58.389	-24.6	-5.6	-2.7	6.2	3.8	5.2
Unprocessed energy materials ⁸	ID6	9212	43.623	-31.3	-8.0	-2.7	10.1	5.6	7.5
Unprocessed materials less energy.....	ID6	9213	56.377	-10.4	-3.7	0.0	-1.7	0.1	1.8
Unprocessed nonfood materials less energy ⁹	ID6	9216	20.319	-10.3	-2.1	-1.6	-3.1	0.0	-0.8
Intermediate Demand by Production Flow									
Stage 4 Intermediate Demand									
Stage 4 intermediate demand.....	ID5	4	100.000	2.4	-0.2	-0.1	0.4	0.6	0.4
Inputs to stage 4 goods producers.....	ID5	41	30.237	-0.2	-0.1	-0.4	0.0	0.0	0.1
Goods.....	ID5	411	22.423	-1.7	-0.2	-0.1	-0.3	-0.1	-0.1

See footnotes at end of table.

Table 1. Producer price index percentage changes and weights for Final Demand-Intermediate Demand groupings, seasonally adjusted — Continued
 [September 2023]

Grouping	Commodity code		Relative Importance Dec. 2022 ¹	Unadjusted 12-month percent change ² Sept. 2022 to Sept. 2023 ^P	Seasonally adjusted 1-month percent change ²				
	Group code	Item code			Apr. to May	May to June ^P	June to July ^P	July to Aug. ^P	Aug. to Sept. ^P
Foods.....	ID5	4111	3.300	-8.6	-2.1	-0.4	-1.4	0.7	-0.4
Energy.....	ID5	4112	0.220	-5.4	-10.4	4.1	-0.3	4.9	4.7
Goods excluding foods and energy.....	ID5	4113	18.903	-0.4	0.2	-0.1	-0.1	-0.2	-0.1
Services.....	ID5	412	7.814	3.8	0.4	-1.2	1.1	0.3	0.4
Trade services.....	ID5	4123	5.817	4.5	0.5	-1.7	1.4	0.4	0.6
Transportation and warehousing services.....	ID5	4122	0.515	-4.3	-0.7	-0.2	0.1	0.0	-0.1
Transportation of passengers.....	ID5	41221	0.077	-0.8	-1.1	2.1	1.7	-2.0	-2.1
Transportation and warehousing of goods.....	ID5	41222	0.438	-4.9	-0.7	-0.6	-0.2	0.3	0.3
Services less trade, transportation, and warehousing.....	ID5	4121	1.482	3.9	0.1	0.4	0.2	0.1	0.1
Inputs to stage 4 services producers.....	ID5	42	54.970	4.5	0.0	0.1	0.7	0.8	0.5
Goods.....	ID5	421	13.984	0.1	-0.7	0.0	0.1	1.2	0.5
Foods.....	ID5	4211	2.360	-1.5	-0.6	-0.3	1.1	0.6	1.7
Energy.....	ID5	4212	4.133	-1.4	-2.0	0.2	-0.3	4.0	0.8
Goods excluding foods and energy.....	ID5	4213	7.491	1.1	-0.1	0.0	0.1	-0.1	0.1
Services.....	ID5	422	40.934	6.2	0.3	0.1	0.9	0.6	0.5
Trade services.....	ID5	4223	4.078	3.1	0.1	-1.2	2.7	0.0	0.3
Transportation and warehousing services.....	ID5	4222	3.742	1.3	-0.8	-0.1	1.4	-0.7	0.6
Transportation of passengers.....	ID5	42221	0.490	-0.8	-1.1	2.0	1.7	-2.0	-2.0
Transportation and warehousing of goods.....	ID5	42222	3.252	1.6	-0.8	-0.4	1.3	-0.5	1.0
Services less trade, transportation, and warehousing.....	ID5	4221	33.114	7.2	0.4	0.2	0.7	0.8	0.5
Construction.....	ID5	423	0.052	3.9	1.4	0.1	0.1	0.1	0.0
Inputs to stage 4 construction producers.....	ID5	43	14.792	0.2	-1.1	0.1	0.2	1.3	0.5
Goods.....	ID5	431	10.801	0.5	-1.2	0.1	0.1	1.8	0.6
Energy.....	ID5	4312	0.855	-4.1	-12.0	1.5	-1.0	19.1	4.7
Goods excluding foods and energy.....	ID5	4313	9.946	0.9	-0.2	0.0	0.2	0.3	0.2
Services.....	ID5	432	3.991	-0.7	-1.0	0.0	0.5	-0.2	0.2
Trade services.....	ID5	4323	1.692	-0.6	-2.3	0.2	1.0	-0.5	0.2
Transportation and warehousing services.....	ID5	4322	0.725	-8.5	-0.6	-0.6	-0.4	0.2	0.1
Transportation of passengers.....	ID5	43221	0.015	-0.8	-1.1	2.0	1.7	-2.0	-2.1
Transportation and warehousing of goods.....	ID5	43222	0.710	-8.7	-0.6	-0.7	-0.5	0.2	0.2
Services less trade, transportation, and warehousing.....	ID5	4321	1.574	3.1	0.3	0.1	0.3	0.0	0.3
Stage 3 Intermediate Demand									
Stage 3 intermediate demand.....	ID5	3	100.000	-3.2	-1.4	-0.2	-0.4	1.1	0.9
Inputs to stage 3 goods producers.....	ID5	31	45.352	-7.2	-1.8	-0.2	-1.3	0.3	1.0
Goods.....	ID5	311	35.807	-8.5	-1.9	0.0	-1.7	0.6	1.3
Foods.....	ID5	3111	11.906	-11.3	-5.6	1.4	-2.0	2.2	4.3
Energy.....	ID5	3112	1.292	-20.4	-7.1	0.6	-2.2	8.3	3.9
Goods excluding foods and energy.....	ID5	3113	22.609	-6.1	0.1	-0.7	-1.6	-0.5	-0.2
Services.....	ID5	312	9.545	-2.3	-1.4	-0.9	0.4	-0.6	-0.1
Trade services.....	ID5	3123	5.175	-1.2	-2.6	-1.4	0.8	-1.3	-0.4
Transportation and warehousing services.....	ID5	3122	3.002	-6.9	-0.3	-0.6	-0.4	0.2	0.1
Transportation of passengers.....	ID5	31221	0.144	-0.8	-1.1	2.1	1.7	-2.0	-2.1
Transportation and warehousing of goods.....	ID5	31222	2.858	-7.2	-0.2	-0.7	-0.5	0.3	0.3
Services less trade, transportation, and warehousing.....	ID5	3121	1.368	4.4	0.5	0.1	0.4	0.2	0.1
Inputs to stage 3 services producers.....	ID5	32	53.518	0.2	-1.1	-0.1	0.3	1.8	0.8
Goods.....	ID5	321	10.628	-8.1	-6.7	-0.6	-0.4	13.3	2.6
Foods.....	ID5	3211	0.090	-4.1	0.3	-1.4	0.1	1.1	-0.5
Energy.....	ID5	3212	6.619	-11.9	-10.7	-0.9	-0.5	22.7	4.1
Goods excluding foods and energy.....	ID5	3213	3.919	-0.3	-0.5	-0.1	-0.2	0.0	0.0
Services.....	ID5	322	42.317	3.0	0.3	0.0	0.4	-0.7	0.4
Trade services.....	ID5	3223	2.614	2.9	-0.9	0.9	2.8	-0.4	-0.5
Transportation and warehousing services.....	ID5	3222	10.018	-0.2	-0.2	0.3	1.0	-1.6	1.5
Transportation of passengers.....	ID5	32221	0.021	-0.1	0.0	-0.1	0.2	0.1	-0.1
Transportation and warehousing of goods.....	ID5	32222	9.997	-0.2	-0.2	0.3	1.0	-1.7	1.5
Services less trade, transportation, and warehousing.....	ID5	3221	29.685	4.2	0.5	-0.2	0.0	-0.4	0.1
Construction.....	ID5	323	0.573	3.9	1.4	0.1	0.1	0.1	0.0
Inputs to stage 3 construction producers.....	ID5	33	1.131	-0.2	-0.2	0.8	1.4	0.8	1.0
Goods.....	ID5	331	0.566	-2.9	-0.1	0.0	0.2	0.0	0.1
Goods excluding foods and energy.....	ID5	3313	0.566	-2.9	-0.1	0.0	0.2	0.0	0.1
Services.....	ID5	332	0.565	2.5	-0.3	1.7	2.6	1.5	1.9
Trade services.....	ID5	3323	0.521	2.6	-0.4	1.9	2.8	1.6	2.1
Transportation and warehousing services.....	ID5	3322	0.015	-1.5	0.2	-0.8	-0.2	0.7	0.5
Transportation and warehousing of goods.....	ID5	33222	0.015	-1.5	0.2	-0.8	-0.2	0.7	0.5
Services less trade, transportation, and warehousing.....	ID5	3321	0.029	4.0	0.8	-0.2	0.6	0.1	-0.3
Stage 2 Intermediate Demand									

See footnotes at end of table.

Table 1. Producer price index percentage changes and weights for Final Demand-Intermediate Demand groupings, seasonally adjusted — Continued
 [September 2023]

Grouping	Commodity code		Relative Importance Dec. 2022 ¹	Unadjusted 12-month percent change ² Sept. 2022 to Sept. 2023 ^P	Seasonally adjusted 1-month percent change ²				
	Group code	Item code			Apr. to May	May to June ^P	June to July ^P	July to Aug. ^P	Aug. to Sept. ^P
Stage 2 intermediate demand.....	ID5	2	100.000	-6.9	-1.4	-1.0	1.9	0.7	1.5
Inputs to stage 2 goods producers.....	ID5	21	54.274	-15.1	-3.1	-1.9	3.8	1.6	2.7
Goods.....	ID5	211	40.812	-20.0	-4.5	-2.4	4.7	2.5	3.8
Foods.....	ID5	2111	4.355	-10.4	-2.5	-3.2	4.4	-1.1	1.7
Energy.....	ID5	2112	21.042	-31.0	-8.5	-2.9	10.7	5.8	7.6
Goods excluding foods and energy.....	ID5	2113	15.415	-5.1	-0.9	-1.6	-1.1	-0.1	0.1
Services.....	ID5	212	13.197	3.4	0.6	-0.9	1.8	-0.4	0.0
Trade services.....	ID5	2123	5.150	3.2	0.8	-1.7	3.6	-0.9	-0.2
Transportation and warehousing services.....	ID5	2122	4.488	0.0	0.2	-0.7	1.3	0.0	0.1
Transportation of passengers.....	ID5	21221	0.168	-0.8	-1.0	1.9	1.6	-1.9	-2.0
Transportation and warehousing of goods.....	ID5	21222	4.320	0.0	0.2	-0.8	1.3	0.1	0.2
Services less trade, transportation, and warehousing.....	ID5	2121	3.559	7.9	0.7	-0.2	-0.1	-0.3	0.0
Construction.....	ID5	213	0.265	3.9	1.4	0.1	0.1	0.1	0.0
Inputs to stage 2 services producers.....	ID5	22	45.725	4.3	0.4	0.0	-0.1	-0.3	0.1
Goods.....	ID5	221	5.072	-1.9	-1.1	-0.3	-0.1	0.8	0.3
Foods.....	ID5	2211	0.055	-16.4	-2.8	-1.9	-0.3	-1.0	0.3
Energy.....	ID5	2212	0.357	-14.3	-11.9	-1.1	0.8	15.7	2.2
Goods excluding foods and energy.....	ID5	2213	4.660	-0.8	-0.3	-0.2	-0.1	-0.1	0.2
Services.....	ID5	222	39.767	5.2	0.6	0.0	-0.1	-0.4	0.1
Trade services.....	ID5	2223	2.238	0.7	3.6	-0.3	-0.6	1.5	-1.0
Transportation and warehousing services.....	ID5	2222	2.862	-11.5	-0.4	1.2	-0.2	-5.5	2.0
Transportation of passengers.....	ID5	22221	0.390	-0.8	-1.1	2.0	1.7	-2.0	-2.0
Transportation and warehousing of goods.....	ID5	22222	2.472	-13.0	-0.3	1.1	-0.5	-6.2	2.8
Services less trade, transportation, and warehousing.....	ID5	2221	34.667	6.9	0.5	0.0	-0.1	-0.1	0.0
Construction.....	ID5	223	0.886	3.9	1.4	0.1	0.1	0.1	0.0
Stage 1 Intermediate Demand									
Stage 1 intermediate demand.....	ID5	1	100.000	-1.0	-1.0	-0.2	0.1	1.4	0.4
Inputs to stage 1 goods producers.....	ID5	11	33.533	-6.2	-1.5	-0.9	-0.3	0.5	-0.1
Goods.....	ID5	111	24.780	-8.3	-1.5	-0.8	-1.0	1.0	-0.1
Foods.....	ID5	1111	3.351	-19.3	-3.2	-0.4	-2.6	-0.2	-2.3
Energy.....	ID5	1112	3.963	-11.9	-7.5	0.0	0.8	6.7	2.1
Goods excluding foods and energy.....	ID5	1113	17.466	-5.4	0.1	-1.1	-1.1	0.1	-0.2
Services.....	ID5	112	8.752	-0.2	-1.6	-1.0	1.5	-1.0	-0.1
Trade services.....	ID5	1123	5.298	-1.6	-2.5	-1.8	2.0	-1.7	-0.2
Transportation and warehousing services.....	ID5	1122	0.599	-2.6	1.6	-1.0	0.4	0.5	-0.3
Transportation of passengers.....	ID5	11221	0.103	-0.8	-1.1	2.1	1.7	-2.0	-2.1
Transportation and warehousing of goods.....	ID5	11222	0.496	-2.7	2.1	-1.6	0.1	1.0	0.0
Services less trade, transportation, and warehousing.....	ID5	1121	2.855	3.1	-0.3	0.4	0.9	0.0	0.1
Construction.....	ID5	113	0.001	3.9	1.4	0.1	0.1	0.1	0.0
Inputs to stage 1 services producers.....	ID5	12	53.646	2.5	-0.6	0.2	0.4	1.8	0.6
Goods.....	ID5	121	16.434	-2.7	-2.5	-0.5	-0.5	4.8	0.8
Foods.....	ID5	1211	0.115	-26.2	-26.5	-12.8	-0.1	0.4	-1.0
Energy.....	ID5	1212	5.528	-9.9	-7.0	-1.3	-1.4	15.3	2.0
Goods excluding foods and energy.....	ID5	1213	10.791	2.1	0.0	-0.1	0.0	0.1	0.2
Services.....	ID5	122	37.209	5.4	0.2	0.4	0.7	0.6	0.5
Trade services.....	ID5	1223	3.617	3.0	0.2	0.3	1.6	0.1	-0.2
Transportation and warehousing services.....	ID5	1222	4.373	0.3	-0.4	0.4	1.4	-0.4	-0.3
Transportation of passengers.....	ID5	12221	1.342	-0.8	-1.1	2.1	1.7	-2.0	-2.1
Transportation and warehousing of goods.....	ID5	12222	3.031	0.7	-0.1	-0.3	1.2	0.3	0.5
Services less trade, transportation, and warehousing.....	ID5	1221	29.219	6.5	0.3	0.5	0.5	0.8	0.6
Construction.....	ID5	123	0.003	3.9	1.4	0.1	0.1	0.1	0.0
Inputs to stage 1 construction producers.....	ID5	13	12.821	-1.1	-1.1	0.1	0.3	2.2	0.7
Goods.....	ID5	131	9.208	-1.4	-1.3	-0.3	-0.2	2.7	0.5
Energy.....	ID5	1312	0.934	-18.7	-12.9	-2.7	-3.6	30.0	2.7
Goods excluding foods and energy.....	ID5	1313	8.274	1.1	-0.1	0.0	0.1	0.4	0.3
Services.....	ID5	132	3.613	-0.4	-0.7	1.0	1.6	1.0	1.3
Trade services.....	ID5	1323	2.667	2.6	-0.9	1.5	2.3	1.3	1.7
Transportation and warehousing services.....	ID5	1322	0.854	-10.1	-0.3	-0.8	-0.6	0.2	0.1
Transportation and warehousing of goods.....	ID5	13222	0.854	-10.1	-0.3	-0.8	-0.6	0.2	0.1
Services less trade, transportation, and warehousing.....	ID5	1321	0.092	5.0	-0.1	0.0	0.5	0.0	0.9
Special Groupings of Intermediate Demand by Production Flow									
Total goods inputs to stage 4 intermediate demand.....	ID5	9411	47.208	-0.6	-0.6	0.0	-0.1	0.8	0.3
Total services inputs to stage 4 intermediate demand.....	ID5	9412	52.739	5.2	0.2	-0.1	0.9	0.5	0.5
Total construction inputs to stage 4 intermediate demand.....	ID5	9413	0.052	3.9	1.4	0.1	0.1	0.1	0.0
Total foods inputs to stage 4 intermediate demand.....	ID5	9414	5.660	-5.6	-1.5	-0.3	-0.3	0.6	0.5

See footnotes at end of table.

Table 1. Producer price index percentage changes and weights for Final Demand-Intermediate Demand groupings, seasonally adjusted — Continued
[September 2023]

Grouping	Commodity code		Relative Importance Dec. 2022 ¹	Unadjusted 12-month percent change ² Sept. 2022 to Sept. 2023 ^p	Seasonally adjusted 1-month percent change ²				
	Group code	Item code			Apr. to May	May to June ^p	June to July ^p	July to Aug. ^p	Aug. to Sept. ^p
Total energy goods inputs to stage 4 intermediate demand.....	ID5	9415	5.208	-2.0	-4.1	0.5	-0.4	6.5	1.6
Total goods less foods and energy inputs to stage 4 intermediate demand.	ID5	9416	36.340	0.3	0.0	-0.1	0.0	-0.1	0.0
Total goods inputs to stage 3 intermediate demand.....	ID5	9311	47.001	-8.4	-3.0	-0.1	-1.4	3.3	1.6
Total services inputs to stage 3 intermediate demand.....	ID5	9312	52.427	2.0	-0.1	-0.2	0.5	-0.7	0.3
Total construction inputs to stage 3 intermediate demand.....	ID5	9313	0.573	3.9	1.4	0.1	0.1	0.1	0.0
Total foods inputs to stage 3 intermediate demand.....	ID5	9314	11.996	-11.2	-5.5	1.4	-2.0	2.2	4.2
Total energy goods inputs to stage 3 intermediate demand.....	ID5	9315	7.911	-13.4	-10.1	-0.6	-0.8	20.3	4.0
Total goods less foods and energy inputs to stage 3 intermediate demand.	ID5	9316	27.094	-5.2	0.0	-0.6	-1.3	-0.5	-0.2
Total goods inputs to stage 2 intermediate demand.....	ID5	9211	45.884	-18.2	-4.1	-2.1	4.1	2.3	3.4
Total services inputs to stage 2 intermediate demand.....	ID5	9212	52.964	4.8	0.6	-0.2	0.3	-0.4	0.1
Total construction inputs to stage 2 intermediate demand.....	ID5	9213	1.151	3.9	1.4	0.1	0.1	0.1	0.0
Total foods inputs to stage 2 intermediate demand.....	ID5	9214	4.410	-10.5	-2.5	-3.2	4.4	-1.1	1.7
Total energy goods inputs to stage 2 intermediate demand.....	ID5	9215	21.399	-30.8	-8.6	-2.8	10.5	5.9	7.4
Total goods less foods and energy inputs to stage 2 intermediate demand.	ID5	9216	20.075	-4.1	-0.8	-1.3	-0.9	-0.1	0.1
Total goods inputs to stage 1 intermediate demand.....	ID5	9111	50.422	-5.3	-1.8	-0.6	-0.7	2.6	0.3
Total services inputs to stage 1 intermediate demand.....	ID5	9112	49.574	3.8	-0.2	0.2	0.9	0.3	0.4
Total construction inputs to stage 1 intermediate demand.....	ID5	9117	0.004	3.9	1.4	0.1	0.1	0.1	0.0
Total foods inputs to stage 1 intermediate demand.....	ID5	9114	3.466	-19.6	-3.9	-0.7	-2.6	-0.2	-2.3
Total energy goods inputs to stage 1 intermediate demand.....	ID5	9115	10.425	-11.7	-7.7	-0.9	-0.8	13.2	2.1
Total goods less foods and energy inputs to stage 1 intermediate demand.	ID5	9116	36.531	-1.7	0.0	-0.5	-0.5	0.2	0.0

¹ Comprehensive relative importance figures are initially computed after the publication of December indexes and are recalculated after final December indexes are available. Individual items and subtotals may not add exactly to totals because of rounding differences.

² All indexes are subject to revision for 4 months after their originally scheduled publication to incorporate late reports and corrections by survey respondents. In addition, seasonally adjusted indexes are subject to change for up to 5 years due to the recalculation of seasonal factors published each January.

³ PPI defines Total finished as including only the personal consumption and private capital investment portions of final demand.

⁴ Trade indexes measure changes in margins received by wholesalers and retailers.

⁵ The PPI definition of foods does not include food and beverages for immediate consumption. PPI defines food and beverages for immediate consumption as the service of preparing meals, snacks, and beverages to customer order for immediate on-premises and off-premises consumption.

⁶ Distributive services include transportation, warehousing, and trade of goods.

⁷ Includes intermediate trade, transportation, and warehousing services.

⁸ Includes crude petroleum.

⁹ Excludes crude petroleum.

^p Preliminary

"/" Data not available.

Table 2. Producer price index percentage changes for selected commodity groupings by Final Demand-Intermediate Demand category, seasonally adjusted
 [September 2023]

Grouping	Commodity code		Unadjusted 12-month percent change ¹	Seasonally adjusted 1-month percent change ¹				
	Group code	Item code		Sept. 2022 to Sept. 2023 ^P	Apr. to May	May to June ^P	June to July ^P	July to Aug. ^P
Final Demand								
Final demand.....	FD	4	2.2	-0.3	0.0	0.6	0.7	0.5
Final demand goods.....	FD	41	0.8	-1.5	0.0	0.3	2.0	0.9
Final demand foods.....	FD	411	-1.2	-1.0	-0.2	0.4	-0.5	0.9
Fresh fruits and melons ²	01	11	-2.6	-2.5	2.1	-10.2	4.7	0.2
Fresh and dry vegetables ²	01	13	-27.6	-15.8	-0.8	3.5	-11.5	-13.9
Grains.....	01	2	-32.5	-5.5	1.9	-8.7	-2.7	-5.6
Eggs for fresh use ²	01	7107	-41.4	-53.4	33.8	0.3	9.8	8.1
Oilseeds.....	01	8301	-12.7	-1.2	-6.9	9.0	-4.3	4.2
Bakery products ²	02	11	5.0	0.3	0.4	-0.1	0.2	1.0
Milled rice ²	02	13	3.5	-0.8	-0.1	-0.4	-0.9	-2.2
Pasta products ²	02	1402	0.6	0.0	0.0	-2.0	0.0	0.0
Beef and veal.....	02	2101	21.6	7.7	2.1	3.0	-4.6	2.9
Pork.....	02	2104	0.2	-4.1	-0.4	10.7	1.0	2.4
Processed young chickens.....	02	2203	-9.9	-1.9	-0.1	-1.6	0.6	10.8
Processed turkeys ²	02	2206	-37.7	-8.9	-7.4	-3.0	-3.2	-2.5
Finfish and shellfish.....	02	23	-5.8	1.1	-1.9	0.6	-0.9	-1.6
Dairy products.....	02	3	-7.1	-1.3	-2.2	-1.4	2.3	1.3
Processed fruits and vegetables ²	02	4	12.3	1.3	1.0	0.3	0.6	2.6
Confectionery end products ²	02	55	2.6	0.4	0.7	1.3	-1.1	0.4
Soft drinks ²	02	62	4.8	2.6	0.7	-1.8	0.9	-0.8
Roasted coffee ²	02	6301	9.4	0.2	-0.1	0.0	7.5	0.1
Shortening and cooking oils ²	02	78	-12.6	-2.1	-0.7	3.2	-0.3	-1.1
Frozen specialty food ²	02	85	3.3	1.0	-0.5	-0.1	0.2	-0.4
Final demand energy.....	FD	412	-1.0	-6.9	0.8	0.8	10.3	3.3
Liquefied petroleum gas ²	05	32	-25.8	-17.4	-6.1	25.4	6.3	8.0
Residential electric power.....	05	41	5.4	0.4	0.9	-0.1	-0.1	0.8
Residential natural gas.....	05	51	-14.6	-1.3	-0.7	1.7	-1.1	-0.2
Gasoline.....	05	71	6.3	-13.6	3.1	0.3	19.3	5.4
Home heating oil and distillates.....	05	7302	-6.8	-12.3	1.7	15.8	18.1	12.3
No. 2 diesel fuel.....	05	7303	-18.6	-13.6	-4.6	-4.8	39.3	2.5
Final demand goods less foods and energy.....	FD	413	2.0	0.1	-0.2	0.0	0.1	0.1
Alcoholic beverages.....	02	61	3.2	0.3	-0.5	0.1	0.2	0.5
Pet food ²	02	9402	7.5	0.0	0.0	0.0	0.0	0.0
Women's, girls', and infants' apparel ²	03	8106	-1.3	0.1	0.1	0.1	0.0	0.1
Men's and boys' apparel ²	03	8107	2.4	2.3	0.0	-0.5	0.1	0.0
Textile housefurnishings ²	03	82	1.9	0.0	0.1	0.0	-0.3	0.0
Footwear.....	04	3	2.2	0.0	0.4	0.1	-0.1	-0.3
Industrial chemicals.....	06	1	-11.8	-2.0	-2.3	-2.4	-0.4	0.8
Pharmaceutical preparations.....	06	38	2.7	0.0	0.2	0.3	0.4	0.2
Soaps and detergents ²	06	71	9.9	0.0	-0.1	0.1	0.0	0.0
Cleaning and polishing products ²	06	72	2.4	0.0	0.1	-0.2	0.0	0.0
Cosmetics and other toiletries ²	06	75	5.1	0.5	0.4	0.0	0.0	-0.1
Tires ²	07	1201	4.4	-0.2	-0.3	-0.1	0.0	-0.2
Consumer, institutional, and commercial products, n.e.c. ²	07	2B	0.0	-0.1	0.0	0.1	0.1	-0.2
Sanitary paper products ²	09	1501	5.6	0.4	0.3	0.0	-0.4	0.1
Iron and steel scrap.....	10	12	4.0	-5.3	-8.9	2.6	3.1	0.8
Agricultural machinery and equipment.....	11	1	2.8	0.4	-0.3	0.5	0.0	0.0
Construction machinery and equipment ²	11	2	6.1	0.1	0.0	1.6	-0.3	0.0
Metal cutting machine tools ²	11	37	3.5	0.5	0.0	0.5	0.0	0.0
Metal forming machine tools.....	11	38	10.6	1.8	0.2	0.3	0.0	7.8
Tools, dies, jigs, fixtures, and industrial molds ²	11	39	5.1	0.1	0.7	0.1	0.2	0.0
Pumps, compressors, and equipment.....	11	41	7.2	0.9	0.4	1.5	0.5	-0.5
Industrial material handling equipment ²	11	44	4.9	0.5	0.3	0.0	0.0	0.0
Electronic computers and computer equipment ²	11	5	0.4	-0.5	-1.5	-0.2	1.5	-0.2
Textile machinery and equipment ²	11	62	-0.1	0.0	0.0	0.0	0.0	0.0
Paper industries machinery ²	11	64	5.2	0.5	1.7	0.0	-0.3	-0.1
Printing trades machinery and equipment ²	11	65	1.3	0.2	-0.3	0.1	0.6	-0.5
Transformers and power regulators ²	11	74	0.2	0.3	-0.2	0.5	0.4	0.0
Communication and related equipment.....	11	76	2.3	0.0	0.5	0.0	0.3	0.1
Electronic components and accessories.....	11	78	0.1	-1.0	0.2	0.1	0.1	-0.2
X-ray and electromedical equipment ²	11	7905	2.6	0.1	0.0	1.1	0.0	0.0
Oil field and gas field machinery ²	11	91	7.0	0.0	0.0	0.0	0.0	0.3
Mining machinery and equipment ²	11	92	6.7	0.3	0.0	0.3	0.0	0.0
Internal combustion engines ²	11	94	6.6	0.0	0.1	1.8	0.0	-0.1

See footnotes at end of table.

Table 2. Producer price index percentage changes for selected commodity groupings by Final Demand-Intermediate Demand category, seasonally adjusted — Continued
 [September 2023]

Grouping	Commodity code		Unadjusted 12-month percent change ¹	Seasonally adjusted 1-month percent change ¹				
	Group code	Item code		Sept. 2022 to Sept. 2023 ^P	Apr. to May	May to June ^P	June to July ^P	July to Aug. ^P
Household furniture ²	12	1	0.6	-0.3	0.3	0.2	0.0	-0.2
Commercial furniture ²	12	2	3.5	0.5	-0.2	0.7	-0.3	0.2
Floor coverings ²	12	3	1.5	-0.2	-0.4	-0.1	1.4	0.0
Household appliances ²	12	4	2.1	0.7	-0.1	-0.3	1.0	0.1
Home electronic equipment ²	12	5	1.1	0.0	0.0	0.0	0.0	0.0
Lawn and garden equipment excl. garden tractors ²	12	66	2.7	-0.3	0.0	0.0	0.0	0.0
Passenger cars.....	14	1101	-1.7	-0.3	-0.7	0.2	0.3	0.1
Light motor trucks.....	14	1105	3.1	0.1	-0.2	0.3	0.1	0.5
Heavy motor trucks ²	14	1106	1.9	0.1	0.3	0.4	0.0	0.0
Motor vehicles parts ²	14	12	1.2	0.2	-0.1	0.2	0.0	0.1
Truck trailers ²	14	14	-2.4	-0.2	0.0	-0.8	0.0	-0.2
Travel trailers and campers ²	14	16	1.5	0.0	0.0	0.5	0.2	0.1
Aircraft.....	14	21	4.1	0.5	0.3	0.1	0.0	0.1
Ships ²	14	31	2.4	0.8	0.0	0.7	0.0	0.1
Railroad equipment ²	14	4	1.4	0.0	0.0	0.3	0.0	0.0
Toys, games, and children's vehicles ²	15	11	2.3	0.0	0.0	0.0	0.0	0.0
Sporting and athletic goods ²	15	12	10.5	0.4	0.0	0.0	2.2	1.4
Cigarettes ²	15	21	11.2	1.9	0.0	1.1	1.4	0.4
Mobile homes ²	15	5	-2.6	0.4	0.2	0.0	0.0	0.1
Medical, surgical & personal aid devices.....	15	6	2.4	0.2	0.6	-0.1	0.1	0.0
Jewelry, platinum and karat gold ²	15	9402	4.4	1.0	-1.7	-0.5	-0.9	0.6
Costume jewelry and novelties ²	15	9404	7.1	0.9	0.0	0.0	0.0	0.0
Final demand services.....	FD	42	2.9	0.2	0.0	0.8	0.2	0.3
Final demand trade services ³	FD	423	2.3	0.8	-0.7	1.6	0.2	0.5
Machinery and equipment parts and supplies wholesaling ²	57	1102	9.1	2.9	-1.7	0.5	2.3	1.7
Machinery and vehicle wholesaling ²	57	1103	8.0	2.7	-4.0	7.3	0.5	2.8
Professional and commercial equipment wholesaling ²	57	1104	14.2	1.1	-0.6	-1.0	0.4	6.4
Furnishings wholesaling ²	57	2	-4.7	-6.9	0.9	0.4	0.1	-0.9
Chemicals and allied products wholesaling ²	57	5	-5.0	-2.9	-5.0	8.3	-3.0	0.4
Paper and plastics products wholesaling ²	57	6	1.0	0.2	-0.6	-1.8	3.0	-0.1
Apparel wholesaling ²	57	7	12.7	-5.4	3.1	-2.3	5.9	4.8
Food and alcohol wholesaling ²	57	8	5.1	2.2	-2.1	3.8	-1.1	-0.3
Food and alcohol retailing.....	58	1	5.1	1.5	2.2	-2.2	0.2	-0.7
Health, beauty, and optical goods retailing ²	58	2	9.4	1.6	-0.6	0.4	0.4	2.2
Apparel, jewelry, footwear, and accessories retailing.....	58	3	1.6	4.5	-1.9	-1.6	4.1	-2.1
Computer hardware, software, and supplies retailing ²	58	4	-20.5	-0.6	-1.7	-0.2	-0.3	3.1
TV, video, and photographic equipment and supplies retailing.....	58	5	7.1	-9.0	12.9	-8.2	-6.5	12.5
Automobiles retailing (partial).....	58	6101	-27.5	-3.6	-1.8	-2.3	-0.4	-2.7
Automotive parts, including tires, retailing ²	58	6102	1.8	1.3	0.9	0.5	0.9	0.7
RVs, trailers, and campers retailing ²	58	8	-15.9	6.8	-3.7	1.7	-6.4	0.3
Sporting goods, including boats, retailing.....	58	9	-2.8	-1.4	-1.2	-1.9	0.4	0.5
Lawn, garden, and farm equipment and supplies retailing ²	58	A	10.4	-1.1	0.2	2.5	-0.1	1.7
Furniture retailing ²	58	B	4.7	0.9	2.7	-2.8	-3.2	1.1
Flooring and floor coverings retailing ²	58	C	0.8	-0.8	1.5	-0.4	-1.4	0.0
Hardware, building materials, and supplies retailing.....	58	D	7.2	0.7	4.5	6.8	3.2	4.8
Major household appliances retailing.....	58	E	10.3	-4.0	-1.4	-0.1	7.4	3.5
Fuels and lubricants retailing.....	58	F	-13.5	12.1	-1.8	-9.2	5.0	-4.3
Cleaning supplies and paper products retailing ²	58	G	15.2	-1.9	3.6	-3.7	4.1	1.3
Book retailing ²	58	H	-1.2	0.3	0.5	0.9	-0.6	0.5
Final demand transportation and warehousing services.....	FD	422	-5.7	-0.5	0.0	0.3	-0.3	-0.4
Rail transportation of freight and mail ²	30	11	-0.3	-0.9	-0.4	-0.1	0.4	0.6
Truck transportation of freight ²	30	12	-10.4	-0.5	-0.7	-0.6	0.1	0.1
Air transportation of freight ²	30	14	-8.0	-1.3	-1.5	1.2	0.7	-0.7
Courier, messenger, and U.S. postal services.....	30	16	6.0	0.1	-0.1	1.7	1.0	0.6
Rail transportation of passengers.....	30	21	0.0	0.1	-0.2	0.1	0.2	0.0
Airline passenger services.....	30	22	-0.8	-1.1	2.1	1.7	-2.0	-2.1
Final demand services less trade, transportation, and warehousing.....	FD	421	4.2	0.0	0.3	0.6	0.3	0.3
Sales of books.....	33	11	7.2	0.3	0.5	0.6	-0.1	0.9
Sales and subscriptions of periodicals and newspapers.....	33	12	-3.0	0.3	-0.3	0.2	0.9	0.1
Application software publishing ²	34	2	-1.0	1.0	0.0	-1.8	0.1	2.1
Advertising space sales in periodicals, newspapers, directories, and mailing lists ²	36	1	2.5	-0.2	-0.3	0.0	-0.4	-0.4
Residential wired telecommunication services ²	37	11	4.9	1.4	0.2	-0.1	0.5	0.5
Wireless telecommunication services.....	37	2	0.4	0.6	0.2	0.1	-1.1	0.2
Cable and satellite subscriber services.....	37	3	10.0	0.2	1.1	0.1	1.1	0.6
Internet access services ²	37	4	0.3	-0.8	0.6	-0.2	-0.6	-0.2

See footnotes at end of table.

Table 2. Producer price index percentage changes for selected commodity groupings by Final Demand-Intermediate Demand category, seasonally adjusted — Continued
 [September 2023]

Grouping	Commodity code		Unadjusted 12-month percent change ¹	Seasonally adjusted 1-month percent change ¹				
	Group code	Item code		Sept. 2022 to Sept. 2023 ^P	Apr. to May	May to June ^P	June to July ^P	July to Aug. ^P
Bundled wired telecommunications access services ²	37	5	1.3	-1.5	0.0	-0.3	1.0	-3.1
Consumer loans (partial).....	39	12	-0.2	-0.4	-2.6	-0.7	3.3	1.0
Deposit services (partial) ²	39	2	32.2	0.1	5.6	-0.7	-2.3	13.9
Other credit intermediation, incl. trust services (partial) ²	39	3	3.3	1.3	0.0	0.0	2.5	0.0
Securities brokerage, dealing, investment advice, and related services ² ...	40	1	28.2	3.2	0.0	1.7	0.9	-0.2
Portfolio management ²	40	2	7.3	-3.0	-0.3	7.2	1.9	-0.5
Life insurance ²	41	1101	-1.6	-0.5	0.0	-0.3	0.0	-0.4
Disability insurance, including accidental death ²	41	1102	0.0	0.0	0.0	0.0	0.0	0.0
Health and medical insurance.....	41	1103	3.2	-0.1	0.2	0.0	0.5	0.2
Property and casualty insurance ²	41	1104	6.9	0.5	2.1	0.1	0.2	0.3
Annuities ²	41	2	-0.3	0.0	-0.1	0.5	0.0	0.0
Residential property sales and leases, brokerage fees and commissions..	43	21	4.6	1.0	0.8	0.5	1.4	0.3
Passenger car rental.....	44	1	-4.4	-3.1	-2.7	0.5	0.8	1.1
Legal services.....	45	1	5.6	-0.2	0.3	0.7	0.2	0.3
Tax preparation and planning.....	45	2102	6.2	0.6	-0.9	1.7	0.8	-0.2
Architectural and engineering services.....	45	3	3.0	0.3	0.2	0.3	0.1	0.3
Management, scientific, and technical consulting services.....	45	4	3.2	-0.7	2.9	-1.5	0.1	0.0
Arrangement of flights (partial).....	47	1	-0.4	0.1	-0.9	1.6	0.2	0.1
Arrangement of vehicle rentals and lodging ²	47	2	5.1	-1.2	-1.0	-1.1	0.4	-0.2
Arrangement of cruises and tours ²	47	3	13.9	1.9	5.0	1.6	0.8	-0.7
Physician care.....	51	1101	0.7	0.1	0.1	0.0	0.0	0.0
Medical laboratory and diagnostic imaging care ²	51	1102	0.5	0.1	0.0	0.0	0.1	0.0
Home health and hospice care.....	51	1103	6.9	0.1	0.3	0.3	0.9	0.7
Hospital outpatient care ²	51	1104	3.1	0.2	-0.2	1.4	-0.1	0.4
Dental care.....	51	1105	3.0	0.0	0.0	0.1	0.8	0.0
Hospital inpatient care.....	51	2101	3.4	0.3	0.4	0.0	-0.3	0.3
Nursing home care.....	51	2102	5.2	0.2	0.0	1.4	0.1	-0.2
Traveler accommodation services.....	53	11	6.1	-3.0	2.7	0.0	-1.6	2.0
Food and beverages for immediate consumption services (partial) ²	54	1	3.4	0.0	0.1	0.2	0.7	0.4
Motor vehicle repair and maintenance (partial).....	55	2	5.2	0.4	0.4	-0.3	3.6	-2.3
Membership dues and admissions and recreation facility use fees (partial) ²	56	1	4.6	-1.7	-0.1	0.5	-1.4	0.0
Recreational activity instruction fees (partial) ²	56	2	0.3	0.1	0.0	0.2	0.0	0.0
Gaming receipts (partial) ²	56	3	-4.3	0.2	0.0	-1.0	-0.7	0.6
Mining services ²	60	1	2.1	-0.5	-0.1	0.0	0.4	-0.1
Final demand construction.....	FD	43	3.7	0.1	0.0	-1.2	0.1	0.1
New warehouse building construction ²	80	1101	1.3	0.4	0.2	-0.7	0.2	0.0
New school building construction ²	80	1102	3.4	0.0	0.0	-1.1	0.1	0.0
New office building construction ²	80	1103	5.4	0.1	0.0	-1.8	0.2	-0.2
New industrial building construction ²	80	1104	3.3	0.0	0.2	-1.5	0.1	0.8
New health care building construction ²	80	1105	4.3	0.0	-0.1	-0.8	0.1	0.0
Intermediate Demand by Commodity Type								
Processed goods for intermediate demand.....	ID6	1	-3.7	-1.6	-0.5	-0.3	2.2	0.5
Processed foods and feeds.....	ID6	9112	-3.1	-1.8	-1.1	1.3	0.8	1.1
Meats.....	02	21	10.0	1.9	0.9	4.8	-2.1	1.9
Processed poultry.....	02	22	-15.1	-3.3	-0.3	-2.9	1.0	8.1
Dairy products.....	02	3	-7.1	-1.3	-2.2	-1.4	2.3	1.3
Processed fruits and vegetables ²	02	4	12.3	1.3	1.0	0.3	0.6	2.6
Refined sugar and byproducts ²	02	53	8.6	1.1	0.8	0.8	1.4	0.2
Fats and oils ²	02	7	-19.6	-3.4	-5.6	1.3	4.9	0.5
Prepared animal feeds.....	02	9	-4.0	-2.2	-0.9	2.1	0.5	0.7
Processed materials less foods and feeds.....	ID6	9111	-3.7	-1.6	-0.4	-0.5	2.3	0.5
Synthetic fibers ²	03	1	-1.7	-1.4	-0.8	1.3	-2.6	2.2
Processed yarns and threads ²	03	2	-11.6	-1.0	0.3	0.3	-0.2	0.3
Finished fabrics ²	03	4	-1.2	-0.2	-0.2	-0.2	-0.1	0.2
Liquefied petroleum gas ²	05	32	-25.8	-17.4	-6.1	25.4	6.3	8.0
Commercial electric power.....	05	42	3.5	0.8	0.3	-0.2	0.2	0.3
Industrial electric power.....	05	43	4.4	2.2	1.1	-0.7	0.3	-0.1
Commercial natural gas.....	05	52	-25.7	-6.0	-2.4	3.5	-0.2	-1.9
Industrial natural gas.....	05	53	-26.4	-6.5	-2.5	9.7	0.8	-1.3
Natural gas to electric utilities.....	05	54	-22.7	-10.6	-2.6	4.8	0.1	-1.9
Gasoline.....	05	71	6.3	-13.6	3.1	0.3	19.3	5.4
Jet fuel ²	05	7203	-7.4	-11.6	1.8	4.6	23.6	8.2
No. 2 diesel fuel.....	05	7303	-18.6	-13.6	-4.6	-4.8	39.3	2.5
Residual fuels ²	05	74	-11.7	11.2	-9.8	4.5	5.3	7.9

See footnotes at end of table.

Table 2. Producer price index percentage changes for selected commodity groupings by Final Demand-Intermediate Demand category, seasonally adjusted — Continued
 [September 2023]

Grouping	Commodity code		Unadjusted 12-month percent change ¹	Seasonally adjusted 1-month percent change ¹				
	Group code	Item code		Sept. 2022 to Sept. 2023 ^P	Apr. to May	May to June ^P	June to July ^P	July to Aug. ^P
Finished lubricants ²	05	76	0.6	0.1	1.3	-0.3	-0.1	-1.1
Lubricating oil base stocks ²	05	78	-33.3	-12.7	1.6	-1.7	-0.5	0.0
Asphalt.....	05	8102	-25.7	4.6	-0.3	-5.8	0.0	5.2
Basic inorganic chemicals ²	06	13	-7.0	-1.6	-1.2	-3.6	-1.5	0.6
Basic organic chemicals.....	06	14	-12.7	-2.1	-2.5	-2.1	-0.2	0.8
Prepared paint ²	06	21	-0.8	0.1	-0.2	-0.5	0.0	-0.1
Paint materials ²	06	22	5.8	2.1	1.0	-3.8	6.6	0.0
Medicinal and botanical chemicals ²	06	31	0.4	0.0	-0.1	0.0	-0.2	-0.1
Biological products, including diagnostics.....	06	37	4.9	-0.4	0.3	1.1	0.1	0.0
Fats and oils, inedible ²	06	4	-8.9	-4.0	0.5	7.1	3.4	0.1
Nitrogenates.....	06	5201	-40.9	-6.5	-11.2	2.7	2.2	2.4
Phosphates.....	06	5202	-28.2	-4.7	0.2	-18.7	7.4	1.5
Other agricultural chemicals ²	06	53	-14.3	-2.3	-1.3	-0.1	-0.1	-0.6
Plastic resins and materials.....	06	6	-12.0	-1.7	-2.5	-4.3	-1.5	1.3
Industrial gases ²	06	7903	-0.3	2.1	-1.3	1.5	-1.5	0.0
Adhesives and sealants ²	06	7904	2.2	0.1	-0.2	0.0	-0.1	0.0
Synthetic rubber ²	07	1102	-17.1	-1.0	-2.8	-5.6	0.1	1.1
Tires ²	07	1201	4.4	-0.2	-0.3	-0.1	0.0	-0.2
Plastic construction products ²	07	21	-4.2	-0.9	-0.8	-0.1	-0.1	0.8
Unsupported plastic film, sheet, other shapes ²	07	22	-9.5	-0.3	-1.5	-1.5	-0.9	-2.1
Parts for manufacturing from plastics ²	07	26	-3.0	-0.5	-0.1	-0.1	-0.2	-0.3
Plastic packaging products ²	07	2A	-6.1	0.1	-0.4	-0.3	-0.3	0.0
Softwood lumber.....	08	11	-15.2	-2.9	3.9	8.6	-5.5	1.3
Hardwood lumber ²	08	12	-11.6	0.4	-1.7	-1.1	-2.2	1.0
Millwork.....	08	2	-5.5	-0.4	-0.3	-0.1	-1.0	0.2
Plywood ²	08	3	-13.0	-0.8	-0.8	-0.8	1.4	0.1
Paper ²	09	13	-0.2	-0.6	-0.1	-0.8	-0.7	0.4
Paperboard ²	09	14	-6.4	-2.6	0.9	-1.9	-0.5	0.8
Paper boxes and containers ²	09	1503	-2.0	0.6	-1.1	-0.3	-0.5	-0.2
Building paper and board ²	09	2	11.8	6.1	2.5	6.3	13.6	0.0
Commercial printing ²	09	47	4.2	0.3	0.0	0.0	0.2	0.2
Foundry and forge shop products ²	10	15	1.5	-0.3	-0.2	-0.9	0.0	-0.1
Steel mill products ²	10	17	-12.1	5.3	-0.4	-4.7	-1.0	-3.7
Primary nonferrous metals ²	10	22	6.6	3.0	-0.2	2.0	-5.6	2.8
Secondary nonferrous metals ²	10	24	-0.1	-0.5	-2.3	-1.2	-1.4	0.0
Aluminum mill shapes ²	10	2501	-4.2	0.4	-1.0	-1.3	-0.4	-0.9
Copper and brass mill shapes ²	10	2502	2.3	-2.2	-1.9	0.1	0.1	-0.1
Nonferrous wire and cable ²	10	26	0.2	-3.8	-0.1	1.7	0.4	-1.4
Nonferrous foundry shop products.....	10	28	3.0	-0.2	-0.1	0.2	0.3	-0.2
Metal containers ²	10	3	-4.3	0.3	-0.1	0.0	-1.6	0.0
Hardware ²	10	4	2.2	0.0	0.1	0.1	0.0	0.0
Plumbing fixtures and brass fittings.....	10	5	1.8	0.7	0.1	0.6	0.3	0.3
Heating equipment ²	10	6	4.6	-0.4	0.2	0.0	0.1	-0.4
Fabricated structural metal products.....	10	7	-1.4	-0.9	-0.6	0.4	0.1	0.1
Bolts, nuts, screws, rivets, and washers ²	10	81	3.7	0.9	0.5	0.2	-0.3	0.0
Lighting fixtures ²	10	83	3.1	0.4	0.1	0.3	-0.1	0.3
Fabricated ferrous wire products ²	10	88	-7.6	-0.1	-0.8	-1.3	-0.6	-0.3
Other miscellaneous metal products ²	10	89	2.7	-0.1	0.4	0.2	-0.4	0.0
Fluid power equipment.....	11	43	10.8	-0.1	0.3	0.4	-0.4	0.5
Mechanical power transmission equipment ²	11	45	5.5	0.5	0.2	0.0	0.2	0.4
Air conditioning and refrigeration equipment.....	11	48	4.1	0.9	-0.9	0.5	0.6	0.4
Metal valves, except fluid power.....	11	4902	5.4	1.0	0.3	0.1	0.8	0.2
Ball and roller bearings ²	11	4905	2.3	0.0	0.1	0.0	-0.4	0.3
Wiring devices ²	11	71	5.6	-4.1	0.0	-0.8	0.5	0.1
Motors, generators, motor generator sets ²	11	73	5.7	0.0	0.0	1.4	1.0	0.2
Switchgear, switchboard, and industrial controls equip. ²	11	75	6.7	0.1	1.1	0.4	0.4	0.1
Electronic components and accessories.....	11	78	0.1	-1.0	0.2	0.1	0.1	-0.2
Internal combustion engines ²	11	94	6.6	0.0	0.1	1.8	0.0	-0.1
Machine shop products ²	11	95	2.4	0.6	0.1	0.1	0.1	0.0
Flat glass ²	13	11	2.9	-0.6	0.4	-0.7	-1.0	0.4
Cement.....	13	22	10.8	1.1	-0.1	0.4	0.3	1.0
Concrete products.....	13	3	9.1	1.2	0.2	0.0	1.2	0.8
Asphalt felts and coatings ²	13	6	3.0	0.5	1.6	0.9	-1.0	0.6
Paving mixtures and blocks.....	13	94	-1.0	-1.9	-1.1	-0.6	0.8	1.0
Motor vehicle parts ²	14	12	1.2	0.2	-0.1	0.2	0.0	0.1
Aircraft engines and engine parts.....	14	23	2.5	0.1	0.0	0.4	0.1	0.1

See footnotes at end of table.

Table 2. Producer price index percentage changes for selected commodity groupings by Final Demand-Intermediate Demand category, seasonally adjusted — Continued
 [September 2023]

Grouping	Commodity code		Unadjusted 12-month percent change ¹	Seasonally adjusted 1-month percent change ¹				
	Group code	Item code		Sept. 2022 to Sept. 2023 ^P	Apr. to May	May to June ^P	June to July ^P	July to Aug. ^P
Aircraft parts and auxiliary equipment, n.e.c.....	14	25	4.0	0.1	0.0	0.1	0.0	0.0
Medical, surgical, and personal aid devices.....	15	6	2.4	0.2	0.6	-0.1	0.1	0.0
Unprocessed goods for intermediate demand.....	ID6	2	-21.0	-5.2	-0.9	2.4	2.1	4.0
Unprocessed foodstuffs and feedstuffs.....	ID6	21	-10.6	-4.6	1.0	-0.8	0.1	3.5
Wheat ²	01	21	-25.9	-3.3	-3.9	1.7	-7.9	-5.2
Corn.....	01	2202	-35.8	-6.0	3.4	-10.7	-2.0	-6.2
Slaughter cattle.....	01	31	29.9	-0.5	6.0	2.4	1.6	1.7
Slaughter hogs.....	01	32	-19.9	-4.9	12.2	8.5	-2.4	-0.5
Slaughter chickens.....	01	4102	-7.6	-0.4	-0.6	-7.1	0.8	13.5
Slaughter turkeys.....	01	42	-25.5	-2.1	-8.5	-8.3	-10.4	-4.0
Raw milk.....	01	6	-8.2	-5.9	-6.3	-0.4	14.0	12.4
Hay and hayseeds ²	01	81	-23.6	3.4	4.1	0.3	-18.2	5.4
Oilseeds.....	01	8301	-12.7	-1.2	-6.9	9.0	-4.3	4.2
Raw cane sugar and byproducts ²	02	5201	12.6	-2.5	6.8	-2.0	0.6	-0.3
Unprocessed nonfood materials.....	ID6	22	-25.5	-5.6	-2.2	4.6	3.4	4.3
Raw cotton ²	01	51	-25.3	-3.2	0.5	-1.1	4.6	1.6
Hides and skins.....	04	1	-6.1	4.7	-1.7	-6.1	1.7	-0.2
Coal.....	05	1	-5.7	-2.9	0.8	1.3	1.9	0.9
Natural gas ²	05	31	-74.1	-2.0	2.2	23.6	-2.9	0.1
Crude petroleum ²	05	61	2.1	-9.8	-4.2	8.5	8.2	10.1
Logs, bolts, timber, pulpwood, and woodchips ²	08	5	-3.0	0.0	0.1	-0.7	0.4	0.1
Recyclable paper ²	09	12	-26.5	4.2	3.8	-0.2	2.2	6.9
Iron ores ²	10	11	-3.0	-6.4	0.3	-0.7	0.0	0.0
Iron and steel scrap.....	10	12	4.0	-5.3	-8.9	2.6	3.1	0.8
Nonferrous metal ores ²	10	21	-1.5	-1.2	-2.0	-4.2	-3.1	0.5
Copper base scrap ²	10	2301	7.7	-2.7	0.5	-0.1	-0.8	-0.7
Aluminum base scrap.....	10	2302	0.5	7.6	1.0	-0.2	0.3	0.0
Construction sand, gravel, and crushed stone.....	13	21	8.5	0.5	0.6	0.2	0.8	0.5
Services for intermediate demand.....	ID6	3	4.1	0.2	0.0	0.6	0.0	0.3
Trade services for intermediate demand ³	ID6	33	2.4	-0.3	-0.8	2.1	-0.2	0.2
Machinery and equipment parts and supplies wholesaling ²	57	1102	9.1	2.9	-1.7	0.5	2.3	1.7
Building materials, paint, and hardware wholesaling.....	57	3	-7.3	-0.7	-0.5	-1.3	1.5	0.8
Metals, minerals, and ores wholesaling ²	57	4	-4.3	-9.8	-1.7	-3.3	-6.7	-2.3
Chemicals and allied products wholesaling ²	57	5	-5.0	-2.9	-5.0	8.3	-3.0	0.4
Paper and plastics products wholesaling ²	57	6	1.0	0.2	-0.6	-1.8	3.0	-0.1
Food wholesaling ²	57	8101	5.3	2.5	-2.3	4.3	-1.2	-0.3
Automotive parts, including tires, retailing ²	58	6102	1.8	1.3	0.9	0.5	0.9	0.7
Hardware, building material, and supplies retailing.....	58	D	7.2	0.7	4.5	6.8	3.2	4.8
Transportation and warehousing services for intermediate demand.....	ID6	32	-2.1	-0.3	-0.1	0.8	-0.8	0.7
Rail transportation of freight and mail ²	30	11	-0.3	-0.9	-0.4	-0.1	0.4	0.6
Truck transportation of freight ²	30	12	-10.4	-0.5	-0.7	-0.6	0.1	0.1
Water transportation of freight ²	30	13	-2.1	5.6	-2.1	-1.7	1.7	0.6
Air transportation of freight ²	30	14	-8.0	-1.3	-1.5	1.2	0.7	-0.7
U.S. Postal Service ²	30	1601	9.0	0.0	0.0	3.8	0.0	0.0
Courier and messenger services, except air mail.....	30	1602	4.7	0.6	0.1	0.6	1.1	0.7
Air mail and package delivery services, excluding by USPS.....	30	1603	3.0	-0.8	-0.5	0.6	2.2	1.3
Pipeline transportation ²	30	17	1.9	0.2	-1.2	3.8	0.1	-0.2
Transportation of passengers (partial).....	30	2	-0.8	-1.1	2.0	1.7	-2.0	-2.0
Services related to water transportation.....	31	1	2.9	1.4	-0.4	0.1	0.5	0.4
Arrangement of freight and cargo ²	31	31	-30.3	-1.0	2.3	-2.4	-15.0	6.3
Warehousing, storage, and related services ²	32	1	4.9	-2.2	-1.3	1.5	-0.7	1.7
Services less trade, transportation, and warehousing for intermediate demand.....	ID6	31	6.0	0.4	0.2	0.2	0.3	0.3
Network compensation from broadcast TV, cable TV, radio ²	35	-	0.5	0.2	-0.3	0.0	0.0	0.0
Advertising space sales in periodicals and newspapers ²	36	11	2.1	-0.3	-0.3	0.0	-0.5	-0.4
Advertising space sales in directories and mail lists ²	36	12	5.4	0.0	0.0	0.0	0.0	0.0
Television advertising time sales.....	36	2	-22.8	-0.9	-2.1	-1.1	-8.2	-3.8
Radio advertising time sales.....	36	3	-7.0	6.0	-2.7	-7.2	4.6	-1.4
Internet advertising sales ²	36	6	-	0.0	0.0	-0.2	0.0	0.0
Business wired telecommunication services ²	37	12	3.2	0.0	-0.6	1.1	1.0	-0.2
Wireless telecommunication services.....	37	2	0.4	0.6	0.2	0.1	-1.1	0.2
Cable and satellite subscriber services.....	37	3	10.0	0.2	1.1	0.1	1.1	0.6
Bundled wired telecommunication access services ²	37	5	1.3	-1.5	0.0	-0.3	1.0	-3.1
Data processing and related services ²	38	1	1.9	0.1	0.3	0.3	0.1	-0.2
Business loans (partial).....	39	11	28.7	3.4	-1.9	-1.9	-1.6	-3.1

See footnotes at end of table.

Table 2. Producer price index percentage changes for selected commodity groupings by Final Demand-Intermediate Demand category, seasonally adjusted — Continued
[September 2023]

Grouping	Commodity code		Unadjusted 12-month percent change ¹	Seasonally adjusted 1-month percent change ¹				
	Group code	Item code		Sept. 2022 to Sept. 2023 ^P	Apr. to May	May to June ^P	June to July ^P	July to Aug. ^P
Deposit services (partial) ²	39	2	32.2	0.1	5.6	-0.7	-2.3	13.9
Other credit intermediation, incl. trust services (partial) ²	39	3	3.3	1.3	0.0	0.0	2.5	0.0
Securities brokerage, dealing, investment advice, and related services ²	40	1	28.2	3.2	0.0	1.7	0.9	-0.2
Portfolio management ²	40	2	7.3	-3.0	-0.3	7.2	1.9	-0.5
Investment banking ²	40	3	7.1	1.4	-0.4	-0.1	1.9	3.9
Life insurance ²	41	1101	-1.6	-0.5	0.0	-0.3	0.0	-0.4
Health and medical insurance.....	41	1103	3.2	-0.1	0.2	0.0	0.5	0.2
Property and casualty insurance ²	41	1104	6.9	0.5	2.1	0.1	0.2	0.3
Annuities ²	41	2	-0.3	0.0	-0.1	0.5	0.0	0.0
Commissions from sales of insurance ²	42	1	0.5	0.1	0.1	-0.5	0.0	0.0
Nonresidential real estate rents ²	43	11	3.3	0.3	1.5	-0.8	3.3	2.3
Nonresidential property sales and leases ²	43	12	-2.1	-0.3	0.3	-0.6	0.3	0.0
Residential property management fees ²	43	22	1.2	0.7	-0.2	0.8	0.1	-0.5
Passenger car rental.....	44	1	-4.4	-3.1	-2.7	0.5	0.8	1.1
Truck, utility trailer, and RV rental and leasing ²	44	2	-0.3	-1.4	2.3	-0.9	-0.7	0.4
Construction, mining, and forestry machinery and equipment rental and leasing ²	44	3	2.9	0.2	-0.2	0.1	-0.1	-0.2
Legal services.....	45	1	5.6	-0.2	0.3	0.7	0.2	0.3
Accounting services (partial).....	45	2	7.8	0.1	-0.5	2.2	0.6	0.0
Architectural and engineering services.....	45	3	3.0	0.3	0.2	0.3	0.1	0.3
Management, scientific, and technical consulting services.....	45	4	3.2	-0.7	2.9	-1.5	0.1	0.0
Advertising and related services (partial) ²	45	5	1.1	0.3	-0.1	0.0	0.0	0.1
Permanent placement services ²	46	1	-0.3	-1.0	-0.5	2.2	-1.2	-0.3
Executive search services ²	46	2	4.3	-0.5	1.1	0.3	1.3	-1.7
Staffing services.....	46	3	0.1	0.0	-0.3	-0.1	-0.1	-0.4
Security guard services ²	48	1	7.3	2.1	0.1	0.2	2.6	-0.1
Janitorial services ²	49	1	2.0	-0.2	0.0	-0.1	0.0	0.0
Waste collection.....	50	1	9.7	0.7	0.5	-0.1	0.2	0.9
Traveler accommodation services.....	53	11	6.1	-3.0	2.7	0.0	-1.6	2.0
Commercial and industrial machinery and equipment repair and maintenance.....	55	1	7.2	-0.4	0.1	0.9	0.0	2.2
Aircraft repair and maintenance.....	55	4	4.9	0.2	0.2	0.5	0.4	0.0
Metal treatment services ²	59	1	5.0	1.1	-0.3	1.0	0.2	-0.4
Construction for intermediate demand.....	ID6	4	3.9	1.4	0.1	0.1	0.1	0.0
Maintenance and repair of non-residential buildings (partial) ²	80	2	3.9	1.4	0.1	0.1	0.1	0.0
Intermediate Demand by Production Flow								
Stage 4 intermediate demand.....	ID5	4	2.4	-0.2	-0.1	0.4	0.6	0.4
Stage 4 intermediate demand goods.....	ID5	9411	-0.6	-0.6	0.0	-0.1	0.8	0.3
Grains.....	01	2	-32.5	-5.5	1.9	-8.7	-2.7	-5.6
Meats.....	02	21	10.0	1.9	0.9	4.8	-2.1	1.9
Unprocessed and packaged fish.....	02	23	-5.8	1.1	-1.9	0.6	-0.9	-1.6
Dairy products.....	02	3	-7.1	-1.3	-2.2	-1.4	2.3	1.3
Commercial electric power.....	05	42	3.5	0.8	0.3	-0.2	0.2	0.3
Industrial electric power.....	05	43	4.4	2.2	1.1	-0.7	0.3	-0.1
Gasoline.....	05	71	6.3	-13.6	3.1	0.3	19.3	5.4
No. 2 diesel fuel.....	05	7303	-18.6	-13.6	-4.6	-4.8	39.3	2.5
Basic organic chemicals.....	06	14	-12.7	-2.1	-2.5	-2.1	-0.2	0.8
Prepared paint ²	06	21	-0.8	0.1	-0.2	-0.5	0.0	-0.1
Medicinal and botanical chemicals ²	06	31	0.4	0.0	-0.1	0.0	-0.2	-0.1
Biological products, including diagnostics.....	06	37	4.9	-0.4	0.3	1.1	0.1	0.0
Pharmaceutical preparations.....	06	38	2.7	0.0	0.2	0.3	0.4	0.2
Plastic construction products ²	07	21	-4.2	-0.9	-0.8	-0.1	-0.1	0.8
Unsupported plastic film, sheet, and other shapes ²	07	22	-9.5	-0.3	-1.5	-1.5	-0.9	-2.1
Parts for manufacturing from plastics ²	07	26	-3.0	-0.5	-0.1	-0.1	-0.2	-0.3
Plastic packaging products ²	07	2A	-6.1	0.1	-0.4	-0.3	-0.3	0.0
Lumber.....	08	1	-13.7	-1.6	1.6	4.8	-4.3	1.2
Millwork.....	08	2	-5.5	-0.4	-0.3	-0.1	-1.0	0.2
Paper boxes and containers ²	09	1503	-2.0	0.6	-1.1	-0.3	-0.5	-0.2
Commercial printing ²	09	47	4.2	0.3	0.0	0.0	0.2	0.2
Steel mill products ²	10	17	-12.1	5.3	-0.4	-4.7	-1.0	-3.7
Nonferrous wire and cable ²	10	26	0.2	-3.8	-0.1	1.7	0.4	-1.4
Fabricated structural metal products.....	10	7	-1.4	-0.9	-0.6	0.4	0.1	0.1
Other miscellaneous metal products ²	10	89	2.7	-0.1	0.4	0.2	-0.4	0.0
Air conditioning and refrigeration equipment.....	11	48	4.1	0.9	-0.9	0.5	0.6	0.4
Wiring devices ²	11	71	5.6	-4.1	0.0	-0.8	0.5	0.1

See footnotes at end of table.

Table 2. Producer price index percentage changes for selected commodity groupings by Final Demand-Intermediate Demand category, seasonally adjusted — Continued
 [September 2023]

Grouping	Commodity code		Unadjusted 12-month percent change ¹	Seasonally adjusted 1-month percent change ¹				
	Group code	Item code		Sept. 2022 to Sept. 2023 ^P	Apr. to May	May to June ^P	June to July ^P	July to Aug. ^P
Electronic components and accessories.....	11	78	0.1	-1.0	0.2	0.1	0.1	-0.2
Miscellaneous electrical machinery and equipment ²	11	79	1.7	0.1	0.1	0.7	0.0	0.0
Internal combustion engines ²	11	94	6.6	0.0	0.1	1.8	0.0	-0.1
Machine shop products ²	11	95	2.4	0.6	0.1	0.1	0.1	0.0
Concrete ingredients and related products.....	13	2	9.1	0.7	0.4	0.2	0.7	0.7
Concrete products.....	13	3	9.1	1.2	0.2	0.0	1.2	0.8
Prepared asphalt, tar roofing and siding products ²	13	61	3.2	0.5	1.9	1.1	-1.2	0.7
Paving mixtures and blocks.....	13	94	-1.0	-1.9	-1.1	-0.6	0.8	1.0
Motor vehicle parts ²	14	12	1.2	0.2	-0.1	0.2	0.0	0.1
Aircraft engines and engine parts.....	14	23	2.5	0.1	0.0	0.4	0.1	0.1
Aircraft parts and auxiliary equipment, n.e.c.....	14	25	4.0	0.1	0.0	0.1	0.0	0.0
Medical, surgical and personal aid devices.....	15	6	2.4	0.2	0.6	-0.1	0.1	0.0
Stage 4 intermediate demand services.....	ID5	9412	5.2	0.2	-0.1	0.9	0.5	0.5
Truck transportation of freight ²	30	12	-10.4	-0.5	-0.7	-0.6	0.1	0.1
Courier, messenger, and U.S. postal services.....	30	16	6.0	0.1	-0.1	1.7	1.0	0.6
Airline passenger services.....	30	22	-0.8	-1.1	2.1	1.7	-2.0	-2.1
Warehousing, storage, and related services ²	32	1	4.9	-2.2	-1.3	1.5	-0.7	1.7
Advertising space sales in periodicals and newspapers ²	36	11	2.1	-0.3	-0.3	0.0	-0.5	-0.4
Data processing and related services ²	38	1	1.9	0.1	0.3	0.3	0.1	-0.2
Business loans (partial).....	39	11	28.7	3.4	-1.9	-1.9	-1.6	-3.1
Deposit services (partial) ²	39	2	32.2	0.1	5.6	-0.7	-2.3	13.9
Securities brokerage, dealing, investment advice, and related services ²	40	1	28.2	3.2	0.0	1.7	0.9	-0.2
Portfolio management ²	40	2	7.3	-3.0	-0.3	7.2	1.9	-0.5
Investment banking ²	40	3	7.1	1.4	-0.4	-0.1	1.9	3.9
Insurance.....	41	11	3.9	0.1	1.0	-0.2	0.3	0.2
Annuities ²	41	2	-0.3	0.0	-0.1	0.5	0.0	0.0
Nonresidential real estate rents ²	43	11	3.3	0.3	1.5	-0.8	3.3	2.3
Nonresidential property sales and leases ²	43	12	-2.1	-0.3	0.3	-0.6	0.3	0.0
Nonresidential property management fees ²	43	13	11.3	-0.1	0.3	2.7	0.8	1.4
Residential property management fees ²	43	22	1.2	0.7	-0.2	0.8	0.1	-0.5
Construction, mining, and forestry machinery and equipment rental and leasing ²	44	3	2.9	0.2	-0.2	0.1	-0.1	-0.2
Legal services.....	45	1	5.6	-0.2	0.3	0.7	0.2	0.3
Advertising agency services ²	45	51	1.1	0.3	-0.1	0.0	0.0	0.1
Accounting services (partial).....	45	2	7.8	0.1	-0.5	2.2	0.6	0.0
Architectural and engineering services.....	45	3	3.0	0.3	0.2	0.3	0.1	0.3
Management, scientific, and technical consulting services.....	45	4	3.2	-0.7	2.9	-1.5	0.1	0.0
Staffing services.....	46	3	0.1	0.0	-0.3	-0.1	-0.1	-0.4
Janitorial services ²	49	1	2.0	-0.2	0.0	-0.1	0.0	0.0
Commercial and industrial machinery and equipment repair and maintenance.....	55	1	7.2	-0.4	0.1	0.9	0.0	2.2
Machinery and equipment parts and supplies wholesaling ²	57	1102	9.1	2.9	-1.7	0.5	2.3	1.7
Building materials, paint, and hardware wholesaling.....	57	3	-7.3	-0.7	-0.5	-1.3	1.5	0.8
Metals, minerals, and ores wholesaling ²	57	4	-4.3	-9.8	-1.7	-3.3	-6.7	-2.3
Chemicals and allied products wholesaling ²	57	5	-5.0	-2.9	-5.0	8.3	-3.0	0.4
Paper and plastics products wholesaling ²	57	6	1.0	0.2	-0.6	-1.8	3.0	-0.1
Food and alcohol wholesaling ²	57	8	5.1	2.2	-2.1	3.8	-1.1	-0.3
Hardware and building materials and supplies retailing.....	58	D	7.2	0.7	4.5	6.8	3.2	4.8
Metal treatment services ²	59	1	5.0	1.1	-0.3	1.0	0.2	-0.4
Stage 3 intermediate demand.....	ID5	3	-3.2	-1.4	-0.2	-0.4	1.1	0.9
Stage 3 intermediate demand goods.....	ID5	9311	-8.4	-3.0	-0.1	-1.4	3.3	1.6
Slaughter cattle.....	01	31	29.9	-0.5	6.0	2.4	1.6	1.7
Slaughter hogs.....	01	32	-19.9	-4.9	12.2	8.5	-2.4	-0.5
Slaughter poultry.....	01	4	-10.1	-0.7	-1.8	-7.2	-0.9	10.9
Raw milk.....	01	6	-8.2	-5.9	-6.3	-0.4	14.0	12.4
Commercial electric power.....	05	42	3.5	0.8	0.3	-0.2	0.2	0.3
Industrial electric power.....	05	43	4.4	2.2	1.1	-0.7	0.3	-0.1
Gasoline.....	05	71	6.3	-13.6	3.1	0.3	19.3	5.4
Jet fuel ²	05	7203	-7.4	-11.6	1.8	4.6	23.6	8.2
No. 2 diesel fuel.....	05	7303	-18.6	-13.6	-4.6	-4.8	39.3	2.5
Finished lubricants ²	05	76	0.6	0.1	1.3	-0.3	-0.1	-1.1
Lubricating oil base stocks ²	05	78	-33.3	-12.7	1.6	-1.7	-0.5	0.0
Asphalt.....	05	8102	-25.7	4.6	-0.3	-5.8	0.0	5.2
Basic inorganic chemicals ²	06	13	-7.0	-1.6	-1.2	-3.6	-1.5	0.6
Basic organic chemicals.....	06	14	-12.7	-2.1	-2.5	-2.1	-0.2	0.8
Paints and allied products ²	06	2	0.3	0.5	0.0	-1.1	1.2	-0.2

See footnotes at end of table.

Table 2. Producer price index percentage changes for selected commodity groupings by Final Demand-Intermediate Demand category, seasonally adjusted — Continued
 [September 2023]

Grouping	Commodity code		Unadjusted 12-month percent change ¹	Seasonally adjusted 1-month percent change ¹				
	Group code	Item code		Sept. 2022 to Sept. 2023 ^P	Apr. to May	May to June ^P	June to July ^P	July to Aug. ^P
Agricultural chemicals and chemical products.....	06	5	-23.4	-3.3	-3.5	-3.5	2.8	1.2
Plastic resins and materials.....	06	6	-12.0	-1.7	-2.5	-4.3	-1.5	1.3
Synthetic rubber ²	07	1102	-17.1	-1.0	-2.8	-5.6	0.1	1.1
Unsupported plastic film, sheet, and other shapes ²	07	22	-9.5	-0.3	-1.5	-1.5	-0.9	-2.1
Paper ²	09	13	-0.2	-0.6	-0.1	-0.8	-0.7	0.4
Paperboard ²	09	14	-6.4	-2.6	0.9	-1.9	-0.5	0.8
Converted paper and paperboard products ²	09	15	0.8	0.2	-0.4	-0.1	-0.4	-0.1
Commercial printing ²	09	47	4.2	0.3	0.0	0.0	0.2	0.2
Foundry and forge shop products ²	10	15	1.5	-0.3	-0.2	-0.9	0.0	-0.1
Steel mill products ²	10	17	-12.1	5.3	-0.4	-4.7	-1.0	-3.7
Nonferrous mill shapes ²	10	25	-1.6	-0.3	-1.1	-1.0	-0.2	-0.5
Nonferrous foundry shop products.....	10	28	3.0	-0.2	-0.1	0.2	0.3	-0.2
Metal containers ²	10	3	-4.3	0.3	-0.1	0.0	-1.6	0.0
Structural, architectural, and pre-engineered metal products.....	10	74	-4.1	-1.7	-1.0	0.3	0.0	-0.3
Bolts, nuts, screws, rivets, and washers ²	10	81	3.7	0.9	0.5	0.2	-0.3	0.0
Other miscellaneous metal products ²	10	89	2.7	-0.1	0.4	0.2	-0.4	0.0
General purpose machinery and equipment.....	11	4	6.0	0.5	0.0	0.3	0.3	0.5
Electrical machinery and equipment.....	11	7	2.2	-0.5	0.3	0.2	0.2	0.0
Construction sand, gravel, and crushed stone.....	13	21	8.5	0.5	0.6	0.2	0.8	0.5
Cement.....	13	22	10.8	1.1	-0.1	0.4	0.3	1.0
Motor vehicle parts ²	14	12	1.2	0.2	-0.1	0.2	0.0	0.1
Aircraft and aircraft equipment.....	14	2	3.7	0.4	0.2	0.2	0.0	0.1
Stage 3 intermediate demand services.....	ID5	9312	2.0	-0.1	-0.2	0.5	-0.7	0.3
Rail transportation of freight and mail ²	30	11	-0.3	-0.9	-0.4	-0.1	0.4	0.6
Courier, messenger, and U.S. postal services.....	30	16	6.0	0.1	-0.1	1.7	1.0	0.6
Arrangement of freight and cargo ²	31	31	-30.3	-1.0	2.3	-2.4	-15.0	6.3
Freight forwarding ²	31	3201	-1.2	0.0	0.0	0.0	0.0	0.1
Warehousing, storage, and related services ²	32	1	4.9	-2.2	-1.3	1.5	-0.7	1.7
Advertising space sales in periodicals, newspapers, directories, and mailing lists ²	36	1	2.5	-0.2	-0.3	0.0	-0.4	-0.4
Wired telephone services ²	37	1	3.5	0.5	-0.3	0.5	0.7	0.1
Bundled wired telecommunications access services ²	37	5	1.3	-1.5	0.0	-0.3	1.0	-3.1
Data processing and related services ²	38	1	1.9	0.1	0.3	0.3	0.1	-0.2
Business loans (partial).....	39	11	28.7	3.4	-1.9	-1.9	-1.6	-3.1
Deposit services (partial) ²	39	2	32.2	0.1	5.6	-0.7	-2.3	13.9
Securities brokerage, dealing, investment advice, and related services ²	40	1	28.2	3.2	0.0	1.7	0.9	-0.2
Insurance.....	41	11	3.9	0.1	1.0	-0.2	0.3	0.2
Nonresidential real estate rents ²	43	11	3.3	0.3	1.5	-0.8	3.3	2.3
Legal services.....	45	1	5.6	-0.2	0.3	0.7	0.2	0.3
Accounting services (partial).....	45	2	7.8	0.1	-0.5	2.2	0.6	0.0
Architectural and engineering services.....	45	3	3.0	0.3	0.2	0.3	0.1	0.3
Management, scientific, and technical consulting services.....	45	4	3.2	-0.7	2.9	-1.5	0.1	0.0
Advertising agency services ²	45	51	1.1	0.3	-0.1	0.0	0.0	0.1
Staffing services.....	46	3	0.1	0.0	-0.3	-0.1	-0.1	-0.4
Aircraft repair maintenance.....	55	4	4.9	0.2	0.2	0.5	0.4	0.0
Machinery and equipment parts and supplies wholesaling ²	57	1102	9.1	2.9	-1.7	0.5	2.3	1.7
Building materials, paint, and hardware wholesaling.....	57	3	-7.3	-0.7	-0.5	-1.3	1.5	0.8
Metals, minerals, and ores wholesaling ²	57	4	-4.3	-9.8	-1.7	-3.3	-6.7	-2.3
Chemicals and allied products wholesaling ²	57	5	-5.0	-2.9	-5.0	8.3	-3.0	0.4
Paper and plastics products wholesaling ²	57	6	1.0	0.2	-0.6	-1.8	3.0	-0.1
Food wholesaling ²	57	8101	5.3	2.5	-2.3	4.3	-1.2	-0.3
Metal treatment services ²	59	1	5.0	1.1	-0.3	1.0	0.2	-0.4
Stage 2 intermediate demand.....	ID5	2	-6.9	-1.4	-1.0	1.9	0.7	1.5
Stage 2 intermediate demand goods.....	ID5	9211	-18.2	-4.1	-2.1	4.1	2.3	3.4
Corn.....	01	2202	-35.8	-6.0	3.4	-10.7	-2.0	-6.2
Oilseeds.....	01	83	-12.7	-1.2	-6.9	9.0	-4.3	4.2
Prepared animal feeds.....	02	9	-4.0	-2.2	-0.9	2.1	0.5	0.7
Coal.....	05	1	-5.7	-2.9	0.8	1.3	1.9	0.9
Natural gas ²	05	31	-74.1	-2.0	2.2	23.6	-2.9	0.1
Liquefied petroleum gas ²	05	32	-25.8	-17.4	-6.1	25.4	6.3	8.0
Crude petroleum ²	05	61	2.1	-9.8	-4.2	8.5	8.2	10.1
No. 2 diesel fuel.....	05	7303	-18.6	-13.6	-4.6	-4.8	39.3	2.5
Industrial chemicals.....	06	1	-11.8	-2.0	-2.3	-2.4	-0.4	0.8
Plastic resins and materials.....	06	6	-12.0	-1.7	-2.5	-4.3	-1.5	1.3
Plastic products ²	07	2	-4.1	-0.2	-0.6	-0.3	-0.2	-0.4
Logs, bolts, timber, pulpwood, and wood chips ²	08	5	-3.0	0.0	0.1	-0.7	0.4	0.1

See footnotes at end of table.

Table 2. Producer price index percentage changes for selected commodity groupings by Final Demand-Intermediate Demand category, seasonally adjusted — Continued
 [September 2023]

Grouping	Commodity code		Unadjusted 12-month percent change ¹	Seasonally adjusted 1-month percent change ¹				
	Group code	Item code		Sept. 2022 to Sept. 2023 ^P	Apr. to May	May to June ^P	June to July ^P	July to Aug. ^P
Paper ²	09	13	-0.2	-0.6	-0.1	-0.8	-0.7	0.4
Paperboard, excluding corrugated paperboard ²	09	1411	-5.7	-2.9	0.8	-2.0	-0.6	0.9
Commercial printing ²	09	47	4.2	0.3	0.0	0.0	0.2	0.2
Iron and steel scrap.....	10	12	4.0	-5.3	-8.9	2.6	3.1	0.8
Steel mill products ²	10	17	-12.1	5.3	-0.4	-4.7	-1.0	-3.7
Nonferrous mill shapes ²	10	25	-1.6	-0.3	-1.1	-1.0	-0.2	-0.5
Electrical machinery and equipment.....	11	7	2.2	-0.5	0.3	0.2	0.2	0.0
Electronic components and accessories.....	11	78	0.1	-1.0	0.2	0.1	0.1	-0.2
Stage 2 intermediate demand services.....	ID5	9212	4.8	0.6	-0.2	0.3	-0.4	0.1
Rail transportation of freight and mail ²	30	11	-0.3	-0.9	-0.4	-0.1	0.4	0.6
Truck transportation of freight ²	30	12	-10.4	-0.5	-0.7	-0.6	0.1	0.1
U.S. Postal Service ²	30	1601	9.0	0.0	0.0	3.8	0.0	0.0
Courier and messenger services, except air.....	30	1602	4.7	0.6	0.1	0.6	1.1	0.7
Air mail and package delivery services, excluding by USPS.....	30	1603	3.0	-0.8	-0.5	0.6	2.2	1.3
Pipeline transportation ²	30	17	1.9	0.2	-1.2	3.8	0.1	-0.2
Airline passenger services.....	30	22	-0.8	-1.1	2.1	1.7	-2.0	-2.1
Arrangement of freight and cargo ²	31	31	-30.3	-1.0	2.3	-2.4	-15.0	6.3
Television advertising time sales.....	36	21	-22.8	-0.9	-2.1	-1.1	-8.2	-3.8
Wireless telecommunication services.....	37	2	0.4	0.6	0.2	0.1	-1.1	0.2
Data processing and related services ²	38	1	1.9	0.1	0.3	0.3	0.1	-0.2
Securities brokerage, dealing, investment advice, and related services ²	40	1	28.2	3.2	0.0	1.7	0.9	-0.2
Portfolio management ²	40	2	7.3	-3.0	-0.3	7.2	1.9	-0.5
Investment banking ²	40	31	7.1	1.4	-0.4	-0.1	1.9	3.9
Insurance.....	41	11	3.9	0.1	1.0	-0.2	0.3	0.2
Commissions from sales of insurance ²	42	11	0.5	0.1	0.1	-0.5	0.0	0.0
Legal services.....	45	1	5.6	-0.2	0.3	0.7	0.2	0.3
Accounting services (partial).....	45	2	7.8	0.1	-0.5	2.2	0.6	0.0
Management, scientific, and technical consulting services.....	45	4	3.2	-0.7	2.9	-1.5	0.1	0.0
Advertising agency services ²	45	51	1.1	0.3	-0.1	0.0	0.0	0.1
Staffing services.....	46	3	0.1	0.0	-0.3	-0.1	-0.1	-0.4
Security guard services ²	48	1	7.3	2.1	0.1	0.2	2.6	-0.1
Janitorial services ²	49	1	2.0	-0.2	0.0	-0.1	0.0	0.0
Traveler accommodation services.....	53	1	6.1	-3.0	2.7	0.0	-1.6	2.0
Commercial and industrial machinery and equipment repair and maintenance.....	55	1	7.2	-0.4	0.1	0.9	0.0	2.2
Hardware and building materials and supplies retailing.....	58	D	7.2	0.7	4.5	6.8	3.2	4.8
Stage 1 intermediate demand.....	ID5	1	-1.0	-1.0	-0.2	0.1	1.4	0.4
Stage 1 intermediate demand goods.....	ID5	9111	-5.3	-1.8	-0.6	-0.7	2.6	0.3
Prepared animal feeds.....	02	9	-4.0	-2.2	-0.9	2.1	0.5	0.7
Commercial electric power.....	05	42	3.5	0.8	0.3	-0.2	0.2	0.3
Industrial electric power.....	05	43	4.4	2.2	1.1	-0.7	0.3	-0.1
Commercial natural gas.....	05	52	-25.7	-6.0	-2.4	3.5	-0.2	-1.9
Industrial natural gas.....	05	53	-26.4	-6.5	-2.5	9.7	0.8	-1.3
Gasoline.....	05	71	6.3	-13.6	3.1	0.3	19.3	5.4
No. 2 diesel fuel.....	05	7303	-18.6	-13.6	-4.6	-4.8	39.3	2.5
Industrial chemicals.....	06	1	-11.8	-2.0	-2.3	-2.4	-0.4	0.8
Prepared paint ²	06	21	-0.8	0.1	-0.2	-0.5	0.0	-0.1
Plastic construction products ²	07	21	-4.2	-0.9	-0.8	-0.1	-0.1	0.8
Recyclable paper ²	09	12	-26.5	4.2	3.8	-0.2	2.2	6.9
Paper ²	09	13	-0.2	-0.6	-0.1	-0.8	-0.7	0.4
Converted paper and paperboard products ²	09	15	0.8	0.2	-0.4	-0.1	-0.4	-0.1
Iron and steel scrap.....	10	12	4.0	-5.3	-8.9	2.6	3.1	0.8
Steel mill products ²	10	17	-12.1	5.3	-0.4	-4.7	-1.0	-3.7
Primary nonferrous metals ²	10	22	6.6	3.0	-0.2	2.0	-5.6	2.8
Nonferrous scrap.....	10	23	-9.1	3.5	-2.7	-1.9	0.2	-0.8
Nonferrous wire and cable ²	10	26	0.2	-3.8	-0.1	1.7	0.4	-1.4
Fabricated structural metal products.....	10	7	-1.4	-0.9	-0.6	0.4	0.1	0.1
General purpose machinery and equipment.....	11	4	6.0	0.5	0.0	0.3	0.3	0.5
Construction sand, gravel, and crushed stone.....	13	21	8.5	0.5	0.6	0.2	0.8	0.5
Stage 1 intermediate demand services.....	ID5	9112	3.8	-0.2	0.2	0.9	0.3	0.4
Truck transportation of freight ²	30	12	-10.4	-0.5	-0.7	-0.6	0.1	0.1
Airline passenger services.....	30	22	-0.8	-1.1	2.1	1.7	-2.0	-2.1
Advertising space sales in periodicals, newspapers, directories, and mailing lists ²	36	1	2.5	-0.2	-0.3	0.0	-0.4	-0.4
Business wired telecommunication services ²	37	12	3.2	0.0	-0.6	1.1	1.0	-0.2
Wireless telecommunication services.....	37	2	0.4	0.6	0.2	0.1	-1.1	0.2

See footnotes at end of table.

Table 2. Producer price index percentage changes for selected commodity groupings by Final Demand-Intermediate Demand category, seasonally adjusted — Continued
 [September 2023]

Grouping	Commodity code		Unadjusted 12-month percent change ¹	Seasonally adjusted 1-month percent change ¹				
	Group code	Item code		Sept. 2022 to Sept. 2023 ^p	Apr. to May	May to June ^p	June to July ^p	July to Aug. ^p
Bundled wired telecommunications access services ²	37	5	1.3	-1.5	0.0	-0.3	1.0	-3.1
Business loans (partial).....	39	11	28.7	3.4	-1.9	-1.9	-1.6	-3.1
Deposit services (partial) ²	39	2	32.2	0.1	5.6	-0.7	-2.3	13.9
Securities brokerage, dealing, investment advice, and related services ²	40	1	28.2	3.2	0.0	1.7	0.9	-0.2
Portfolio management ²	40	2	7.3	-3.0	-0.3	7.2	1.9	-0.5
Investment banking ²	40	3	7.1	1.4	-0.4	-0.1	1.9	3.9
Insurance.....	41	11	3.9	0.1	1.0	-0.2	0.3	0.2
Nonresidential real estate rents ²	43	11	3.3	0.3	1.5	-0.8	3.3	2.3
Architectural and engineering services.....	45	3	3.0	0.3	0.2	0.3	0.1	0.3
Management consulting services.....	45	41	3.2	-0.7	2.9	-1.5	0.1	0.0
Waste collection.....	50	1	9.7	0.7	0.5	-0.1	0.2	0.9
Traveler accommodation services.....	53	11	6.1	-3.0	2.7	0.0	-1.6	2.0
Commercial and industrial machinery and equipment repair and maintenance.....	55	1	7.2	-0.4	0.1	0.9	0.0	2.2
Machinery and equipment parts and supplies wholesaling ²	57	1102	9.1	2.9	-1.7	0.5	2.3	1.7
Building materials, paint, and hardware wholesaling.....	57	3	-7.3	-0.7	-0.5	-1.3	1.5	0.8
Metals, minerals, and ores wholesaling ²	57	4	-4.3	-9.8	-1.7	-3.3	-6.7	-2.3
Chemicals and allied products wholesaling ²	57	5	-5.0	-2.9	-5.0	8.3	-3.0	0.4
Paper and plastics products wholesaling ²	57	6	1.0	0.2	-0.6	-1.8	3.0	-0.1
Hardware and building materials and supplies retailing.....	58	D	7.2	0.7	4.5	6.8	3.2	4.8
Mining services ²	60	1	2.1	-0.5	-0.1	0.0	0.4	-0.1

¹ All indexes are subject to revision for 4 months after their originally scheduled publication to incorporate late reports and corrections by survey respondents. In addition, seasonally adjusted indexes are subject to change for up to 5 years due to the recalculation of seasonal factors published each January.

² Seasonal tests did not indicate the presence of seasonality. Data shown is not seasonally adjusted.

³ Trade indexes measure changes in margins received by wholesalers and retailers.

p Preliminary

"-" Data not available.

NOTE: The term "(partial)" denotes incomplete coverage of the index category.

Table 3. Producer price indexes for Final Demand-Intermediate Demand groupings, seasonally adjusted
 [September 2023, Index base Nov. 2009=100, unless otherwise indicated]

Grouping	Other index base	Commodity code		Seasonally adjusted index ¹				
		Group code	Item code	May 2023	June 2023 ^p	July 2023 ^p	Aug. 2023 ^p	Sept. 2023 ^p
Final Demand								
Final demand.....		FD	4	140.561	140.575	141.426	142.485	143.211
Final demand goods.....		FD	41	140.921	140.913	141.283	144.055	145.375
Final demand foods.....		FD	411	149.463	149.143	149.788	149.090	150.455
Finished consumer foods ²	00/82	FD	4111	263.239	263.655	263.937	263.168	265.427
Finished consumer foods, crude.....	00/82	FD	41113	251.800	257.104	252.427	238.158	229.723
Finished consumer foods, processed.....	00/82	FD	41112	263.187	263.133	263.887	264.411	267.683
Government purchased foods.....		FD	4112	151.700	151.283	153.482	153.745	156.129
Foods for export.....		FD	4113	152.423	149.609	151.827	149.526	150.875
Final demand energy.....		FD	412	134.044	135.064	136.145	150.227	155.116
Finished consumer energy goods ²	00/82	FD	4121	211.458	213.979	215.721	235.031	242.116
Government purchased energy.....		FD	4122	140.075	139.283	139.690	161.813	167.581
Energy for export.....		FD	4123	122.418	120.709	122.801	141.180	148.601
Final demand goods less foods and energy.....		FD	413	140.794	140.555	140.625	140.823	141.011
Finished goods less foods and energy ²	00/82	FD	4131	246.920	246.998	247.614	248.106	248.517
Finished consumer goods less foods and energy.....	00/82	FD	41311	274.575	274.583	275.142	275.848	276.364
Nondurable consumer goods less foods and energy.....	00/82	FD	413111	355.929	356.090	356.956	358.033	358.545
Durable consumer goods.....	00/82	FD	413112	191.082	190.962	191.236	191.594	192.081
Private capital equipment.....	00/82	FD	41312	211.842	211.979	212.617	212.901	213.201
Private capital equipment for manufacturing industries.....	00/82	FD	413121	227.199	227.551	228.338	228.658	228.844
Private capital equipment for nonmanufacturing industries.....	00/82	FD	413122	207.248	207.321	207.915	208.188	208.522
Government purchased goods, excluding foods and energy.....		FD	4132	136.440	136.189	136.217	136.430	136.607
Government purchased goods excluding foods, energy, and capital equipment.....		FD	41321	146.020	145.457	145.137	145.315	145.574
Government purchased capital equipment.....		FD	41322	122.441	122.567	123.012	123.262	123.339
Goods for export, excluding foods and energy.....		FD	4133	137.899	137.180	136.774	136.817	136.923
Final demand services.....		FD	42	139.132	139.154	140.315	140.633	141.113
Final demand trade services ³		FD	423	151.931	150.881	153.271	153.621	154.450
Trade of finished goods ²		FD	4231	150.492	149.729	151.548	151.966	152.601
Trade of personal consumption goods.....		FD	42311	150.210	150.089	151.017	151.430	151.305
Trade of private capital equipment.....		FD	42312	150.029	146.409	152.189	152.620	156.645
Trade of government purchased goods.....		FD	4232	161.148	158.865	165.565	165.601	167.646
Trade of government purchased goods, excluding capital equipment.....		FD	42321	165.461	165.023	170.623	170.249	170.310
Trade of government purchased capital equipment.....		FD	42322	153.157	148.088	156.403	157.064	162.109
Trade of exports.....		FD	4233	161.959	158.638	164.815	164.639	166.840
Final demand transportation and warehousing services.....		FD	422	148.690	148.719	149.108	148.686	148.151
Transportation of passengers for final demand.....		FD	4221	134.101	136.825	139.126	136.393	133.612
Transportation of private passengers.....		FD	42211	134.106	136.824	139.120	136.393	133.618
Transportation of government passengers.....		FD	42212	133.898	136.590	138.867	136.166	133.416
Transportation of passengers for export.....		FD	42213	134.091	136.841	139.160	136.401	133.597
Transportation and warehousing of goods for final demand.....		FD	4222	153.566	152.531	152.159	152.656	153.015
Transportation and warehousing of finished goods ²		FD	42221	151.718	150.655	150.189	150.581	150.852
Transportation and warehousing of personal consumption goods.....		FD	422211	152.173	151.128	150.757	151.163	151.442
Transportation and warehousing of private capital equipment.....		FD	422212	149.875	148.741	147.888	148.222	148.463
Transportation and warehousing of government purchased goods.....		FD	42222	152.204	151.069	151.345	151.584	151.968
Transportation and warehousing of exports.....		FD	42223	159.260	158.304	158.011	158.809	159.370
Final demand services less trade, transportation, and warehousing.....		FD	421	132.364	132.819	133.557	133.936	134.378
Finished services less trade, transportation, and warehousing ²		FD	4211	132.623	133.058	133.787	134.119	134.594
Finished consumer services less trade, transportation, and warehousing.....		FD	42111	131.921	132.334	133.113	133.334	133.854
Private capital investment services less trade, transportation, and warehousing.....		FD	42112	139.206	139.821	140.164	141.371	141.497
Government purchased services less trade, transportation, and warehousing.....		FD	4212	123.395	123.891	124.642	125.305	125.390
Gov. purchased services less trade, transportation, and warehousing, excl. capital investment.....		FD	42121	123.954	124.456	125.250	125.907	126.013
Government purchased capital investment services less trade, transportation, and warehousing.....		FD	42122	109.459	109.849	109.946	110.670	110.449
Services for export less trade, transportation, and warehousing.....		FD	4213	139.709	140.393	141.257	141.997	142.371
Final demand construction.....		FD	43	176.687	176.745	174.607	174.832	174.931
Construction for private capital investment.....		FD	431	180.975	181.070	178.761	179.021	179.148
Construction for government.....		FD	432	168.673	168.652	166.865	167.019	167.056
Final Demand Special Groupings								
Final demand less exports.....	04/10	FD	49101	138.127	138.273	139.088	140.200	140.917
Final demand less government.....	04/10	FD	49102	138.696	138.724	139.560	140.470	141.168
Final demand less foods, food and nonalcoholic beverages for immediate consumption, and energy ¹	04/10	FD	49103	139.024	138.937	139.820	140.054	140.474
Final demand less foods and energy ⁴	04/10	FD	49104	138.747	138.714	139.551	139.838	140.241
Final demand less foods and food and nonalcoholic beverages for immediate consumption ⁴	04/10	FD	49105	138.266	138.251	139.144	140.288	141.001

See footnotes at end of table.

Table 3. Producer price indexes for Final Demand-Intermediate Demand groupings, seasonally adjusted — Continued

[September 2023, Index base Nov. 2009=100, unless otherwise indicated]

Grouping	Other index base	Commodity code		Seasonally adjusted index ¹				
		Group code	Item code	May 2023	June 2023 ^P	July 2023 ^P	Aug. 2023 ^P	Sept. 2023 ^P
Final demand less foods ⁴	04/10	FD	49106	137.980	138.012	138.862	140.002	140.682
Final demand less energy.....	04/10	FD	49107	139.103	139.055	139.880	140.111	140.567
Final demand less trade services.....	01/10	FD	49108	136.319	136.567	137.069	138.270	138.964
Final demand less distributive services ⁵	01/10	FD	49109	135.743	136.045	136.585	137.817	138.526
Final demand goods less energy.....	01/10	FD	49111	141.183	140.930	141.124	141.125	141.566
Final demand goods less foods.....	04/10	FD	49112	136.087	136.145	136.449	139.882	141.163
Final demand services less trade services.....	04/10	FD	49113	132.733	133.144	133.843	134.145	134.492
Final demand distributive services ⁵	04/10	FD	49114	149.115	148.088	150.011	150.376	151.116
Final demand goods plus final demand distributive services ⁵	04/10	FD	49115	142.279	141.849	142.857	144.591	145.651
Final demand less foods, energy, and trade services ⁴	08/13	FD	49116	127.555	127.768	128.185	128.440	128.718
Private and government purchased capital equipment.....	08/13	FD	49117	127.652	127.741	128.136	128.319	128.487
Private and government purchased capital investment services.....	08/13	FD	49118	133.046	131.970	134.244	135.040	136.578
Total private and government purchased capital investment.....	08/13	FD	49119	134.094	133.598	134.615	135.105	135.943
Total finished ²	01/10	FD	49201	139.187	139.363	140.178	141.147	141.848
Total finished less foods, food and nonalcoholic beverages for immediate consumption, and energy ^{2, 4}	12/10	FD	49202	138.388	138.468	139.301	139.599	140.014
Total finished less foods and energy ^{2, 4}	01/10	FD	49203	139.225	139.305	140.140	140.444	140.862
Total finished less foods and food and nonalcoholic beverages for immediate consumption ^{2, 4}	12/10	FD	49204	137.337	137.510	138.355	139.390	140.055
Total finished less foods ^{2, 4}	01/10	FD	49205	138.721	138.894	139.745	140.790	141.461
Total finished less energy ²	01/10	FD	49206	139.702	139.790	140.588	140.852	141.317
Finished goods ²	00/82	FD	49207	250.389	251.194	252.067	257.373	259.978
Finished goods less energy ²	00/82	FD	49208	250.453	250.622	251.146	251.297	252.204
Finished goods, excluding foods ^{2, 4}	00/82	FD	49209	246.359	247.265	248.290	255.175	257.864
Finished services ²	01/10	FD	49210	137.582	137.667	138.669	138.978	139.437
Private capital investment services.....	04/10	FD	49211	143.131	142.067	144.370	145.234	146.820
Finished distributive services ^{2, 5}	04/10	FD	49212	147.539	146.757	148.268	148.674	149.253
Finished services less trade services ²	04/10	FD	49213	132.578	132.981	133.675	133.944	134.336
Finished services less distributive services ^{2, 5}	04/10	FD	49214	131.788	132.271	133.030	133.292	133.692
Total private capital investment (goods, services, and construction).....	04/10	FD	49215	142.070	141.548	142.684	143.231	144.151
Finished goods plus finished distributive services ²	04/10	FD	49216	143.409	143.265	144.245	145.972	147.003
Total exports.....	04/10	FD	49301	139.403	138.560	139.543	140.130	140.824
Goods for export.....	00/82	FD	49302	232.606	230.893	230.969	232.380	233.517
Services for export.....	04/10	FD	49303	149.169	148.515	150.835	151.112	151.872
Total government purchases.....	04/10	FD	49401	134.605	134.460	135.315	137.864	138.772
Government purchased goods.....	00/82	FD	49402	225.963	225.297	225.903	235.426	238.462
Government purchased services.....	04/10	FD	49403	131.603	131.636	133.353	133.811	134.148
Total government purchased capital investment (goods, services, construction).....	08/13	FD	49404	132.005	131.495	132.108	132.406	133.019
Government purchases, defense.....	05/15	FD	49405	120.626	120.622	122.011	124.785	126.010
Government purchases, non-defense.....	05/15	FD	49406	129.609	129.414	129.948	132.173	132.861
Personal consumption.....	01/10	FD	49501	138.445	138.782	139.523	140.587	141.238
Personal consumption goods (finished consumer goods).....	00/82	FD	49502	266.684	267.779	268.753	276.257	279.870
Personal consumption goods less energy.....	00/82	FD	49503	270.216	270.403	270.842	270.905	272.184
Personal consumption goods less foods.....	00/82	FD	49504	266.272	267.653	268.913	279.871	284.033
Personal consumption nondurable goods less foods.....	00/82	FD	49508	299.089	301.140	302.840	318.532	324.333
Personal consumption services.....	04/10	FD	49505	136.209	136.471	137.269	137.492	137.776
Personal consumption less trade services.....	04/10	FD	49506	134.930	135.379	136.070	137.293	138.135
Personal consumption less distributive services ⁵	04/10	FD	49507	134.538	135.041	135.770	137.023	137.887
Personal consumption less foods and energy.....	04/14	FD	49510	127.726	127.947	128.643	128.865	129.128
Personal consumption less foods, energy, and trade services ³	04/14	FD	49511	124.436	124.758	125.406	125.579	125.957
Personal consumption less foods, energy, and distributive services ⁵	04/14	FD	49512	124.296	124.674	125.367	125.532	125.918
Personal consumption goods plus personal consumption distributive services ⁵	08/13	FD	49509	131.722	131.878	132.461	134.427	135.248
Intermediate Demand by Commodity Type								
Processed goods								
Processed goods for intermediate demand.....	00/82	ID6	1	255.354	254.119	253.325	258.855	260.263
Materials and components for manufacturing.....	00/82	ID6	11	236.093	234.447	232.472	232.210	232.249
Materials for manufacturing.....		ID6	111	147.821	146.187	144.130	143.877	143.892
Materials for food manufacturing.....	00/82	ID6	1111	247.315	243.425	245.170	247.368	250.697
Materials for nondurable manufacturing.....	00/82	ID6	1112	269.385	264.861	260.268	259.797	261.213
Materials for durable manufacturing.....	00/82	ID6	1113	290.413	289.601	284.175	282.474	279.291
Components for manufacturing.....	00/82	ID6	112	187.583	187.550	187.714	187.693	187.745
Components for nondurable manufacturing.....		ID6	1121	147.327	146.584	145.929	145.573	144.687
Components for durable manufacturing.....		ID6	1122	132.321	132.331	132.483	132.484	132.563
Materials and components for construction.....	00/82	ID6	12	349.900	349.599	350.512	351.276	352.139
Materials for construction.....		ID6	121	166.193	166.207	166.969	167.590	168.056
Components for construction.....		ID6	122	178.054	177.769	177.956	178.128	178.521
Processed fuels and lubricants for intermediate demand.....	00/82	ID6	13	234.198	233.075	232.802	260.421	266.553
Processed fuels and lubricants to manufacturing industries.....	00/82	ID6	131	243.585	244.334	242.424	258.635	262.687

See footnotes at end of table.

Table 3. Producer price indexes for Final Demand-Intermediate Demand groupings, seasonally adjusted — Continued

[September 2023, Index base Nov. 2009=100, unless otherwise indicated]

Grouping	Other index base	Commodity code		Seasonally adjusted index ¹				
		Group code	Item code	May 2023	June 2023 ^P	July 2023 ^P	Aug. 2023 ^P	Sept. 2023 ^P
Processed fuels and lubricants to nonmanufacturing industries.....	00/82	ID6	132	231.502	229.779	230.026	261.301	268.102
Containers for intermediate demand.....	00/82	ID6	14	311.602	310.214	309.495	307.624	306.997
Supplies for intermediate demand.....	00/82	ID6	15	251.329	250.630	251.197	251.391	251.786
Supplies to manufacturing industries.....	00/82	ID6	151	247.526	247.016	246.482	245.793	245.382
Supplies to nonmanufacturing industries.....	00/82	ID6	152	249.924	249.202	249.936	250.264	250.781
Supplies to nonmanufacturing industries, feeds.....	00/82	ID6	1521	234.223	232.316	239.278	241.503	242.247
Supplies to nonmanufacturing industries, other than feeds.....	00/82	ID6	1522	253.975	253.411	253.332	253.414	253.905
Unprocessed goods								
Unprocessed goods for intermediate demand.....	00/82	ID6	2	244.914	242.626	248.518	253.758	263.979
Unprocessed foodstuffs and feedstuffs.....	00/82	ID6	21	222.687	225.010	223.278	223.507	231.371
Unprocessed nonfood materials.....	00/82	ID6	22	250.401	244.847	256.047	264.715	276.210
Unprocessed nonfood materials except fuel.....	00/82	ID6	221	322.264	313.007	321.338	335.247	352.299
Unprocessed nonfood materials except fuel to manufacturing industries.....	00/82	ID6	2211	297.886	288.816	296.872	310.257	326.735
Unprocessed nonfood materials except fuel to nonmanufacturing industries.....	00/82	ID6	2212	347.782	349.696	350.440	353.207	355.030
Unprocessed fuel.....	00/82	ID6	222	102.567	104.279	120.369	118.714	119.150
Unprocessed fuel to manufacturing industries.....	00/82	ID6	2221	208.750	210.757	219.058	221.813	223.528
Unprocessed fuel to nonmanufacturing industries.....	00/82	ID6	2222	99.509	101.253	118.240	116.290	116.667
Services								
Services for intermediate demand.....		ID6	3	145.505	145.511	146.399	146.442	146.882
Trade services for intermediate demand ⁵		ID6	33	171.171	169.873	173.428	173.048	173.335
Trade services for manufacturing industries.....	12/12	ID6	331	157.704	155.319	158.097	157.246	157.438
Trade services for nonmanufacturing industries.....	12/12	ID6	332	151.065	151.060	154.675	154.821	155.142
Transportation and warehousing services for intermediate demand.....		ID6	32	154.082	153.979	155.170	153.854	154.915
Transportation of passengers for intermediate demand.....		ID6	321	133.962	136.653	138.929	136.230	133.480
Transportation of passengers for manufacturing industries.....		ID6	3211	134.069	136.817	139.135	136.378	133.575
Transportation of passengers for nonmanufacturing industries.....		ID6	3212	134.010	136.694	138.966	136.273	133.530
Transportation and warehousing of goods for intermediate demand.....		ID6	322	156.283	155.918	157.009	155.820	157.242
Transportation and warehousing of goods for manufacturing industries.....	12/12	ID6	3221	129.577	128.559	128.616	129.017	129.246
Transportation and warehousing of goods for nonmanufacturing industries.....	12/12	ID6	3222	139.692	139.572	140.793	139.329	140.876
Services less trade, transportation, and warehousing for intermediate demand.....		ID6	31	137.037	137.346	137.595	137.976	138.332
Services less trade, transportation, and warehousing for manufacturing industries.....		ID6	311	128.199	128.142	128.557	128.817	128.846
Services less trade, transportation, and warehousing for nonmanufacturing industries.....		ID6	312	137.320	137.641	137.885	138.270	138.637
Construction								
Construction for intermediate demand.....		ID6	4	145.429	145.583	145.735	145.817	145.822
Intermediate Demand by Commodity Type Special Groupings								
Processed materials less foods and feeds.....	00/82	ID6	9111	256.708	255.625	254.444	260.331	261.616
Processed foods and feeds.....	00/82	ID6	9112	242.376	239.662	242.660	244.659	247.282
Processed energy goods.....	00/82	ID6	9113	235.285	234.152	233.879	261.635	267.798
Processed materials less energy.....	00/82	ID6	9118	257.285	256.040	255.126	255.046	255.252
Processed materials less foods and energy.....	00/82	ID6	9115	258.711	257.658	256.242	255.891	255.786
Intermediate distributive services ⁶	04/10	ID6	9116	162.268	161.389	163.833	163.111	163.881
Processed goods plus intermediate distributive services.....	04/10	ID6	9117	145.137	144.410	144.757	146.753	147.520
Unprocessed materials less agricultural products.....	00/82	ID6	9211	251.067	244.368	259.494	269.409	283.419
Unprocessed energy materials ⁷	00/82	ID6	9212	181.521	176.666	194.495	205.371	220.837
Unprocessed materials less energy.....	00/82	ID6	9213	281.025	280.976	276.280	276.475	281.580
Unprocessed nonfood materials less energy ⁸	00/82	ID6	9216	455.375	447.941	434.134	434.217	430.595
Intermediate Demand by Production Flow								
Stage 4 Intermediate Demand								
Stage 4 intermediate demand.....		ID5	4	147.611	147.497	148.142	149.046	149.593
Inputs to stage 4 goods producers.....		ID5	41	146.426	145.847	145.914	145.947	146.031
Goods.....		ID5	411	139.956	139.794	139.351	139.254	139.136
Foods.....		ID5	4111	149.078	148.544	146.479	147.491	146.848
Energy.....		ID5	4112	136.867	142.419	141.956	148.908	155.969
Goods excluding foods and energy.....		ID5	4113	138.696	138.538	138.344	138.012	137.908
Services.....		ID5	412	167.963	165.993	167.758	168.223	168.979
Trade services.....		ID5	4123	180.267	177.287	179.681	180.312	181.343
Transportation and warehousing services.....		ID5	4122	134.780	134.554	134.709	134.654	134.517
Transportation of passengers.....		ID5	41221	134.090	136.840	139.159	136.401	133.596
Transportation and warehousing of goods.....		ID5	41222	143.840	143.013	142.751	143.227	143.607
Services less trade, transportation, and warehousing.....		ID5	4121	129.363	129.896	130.219	130.336	130.521
Inputs to stage 4 services producers.....		ID5	42	144.507	144.580	145.611	146.709	147.437

See footnotes at end of table.

Table 3. Producer price indexes for Final Demand-Intermediate Demand groupings, seasonally adjusted — Continued

[September 2023, Index base Nov. 2009=100, unless otherwise indicated]

Grouping	Other index base	Commodity code		Seasonally adjusted index ¹				
		Group code	Item code	May 2023	June 2023 ^P	July 2023 ^P	Aug. 2023 ^P	Sept. 2023 ^P
Goods.....		ID5	421	144.657	144.656	144.832	146.635	147.438
Foods.....		ID5	4211	145.808	145.380	147.010	147.872	150.319
Energy.....		ID5	4212	138.166	138.380	137.961	143.516	144.652
Goods excluding foods and energy.....		ID5	4213	147.246	147.243	147.320	147.194	147.290
Services.....		ID5	422	144.238	144.336	145.652	146.514	147.217
Trade services.....		ID5	4223	160.459	158.570	162.776	162.789	163.312
Transportation and warehousing services.....		ID5	4222	149.297	149.198	151.261	150.195	151.040
Transportation of passengers.....		ID5	42221	133.585	136.307	138.605	135.874	133.096
Transportation and warehousing of goods.....		ID5	42222	152.589	152.009	154.040	153.254	154.723
Services less trade, transportation, and warehousing.....		ID5	4221	140.945	141.275	142.195	143.343	144.044
Construction.....		ID5	423	145.429	145.583	145.735	145.817	145.822
Inputs to stage 4 construction producers.....		ID5	43	160.683	160.839	161.161	163.183	164.005
Goods.....		ID5	431	164.839	165.041	165.199	168.152	169.180
Energy.....		ID5	4312	142.077	144.213	142.795	170.023	177.947
Goods excluding foods and energy.....		ID5	4313	170.905	170.922	171.243	171.807	172.160
Services.....		ID5	432	149.984	150.022	150.747	150.464	150.776
Trade services.....		ID5	4323	167.484	167.784	169.439	168.623	168.948
Transportation and warehousing services.....		ID5	4322	146.304	145.360	144.739	144.981	145.167
Transportation of passengers.....		ID5	43221	139.778	142.639	145.052	142.182	139.264
Transportation and warehousing of goods.....		ID5	43222	147.238	146.197	145.498	145.818	146.080
Services less trade, transportation, and warehousing.....		ID5	4321	131.085	131.279	131.689	131.674	132.010
Stage 3 Intermediate Demand								
Stage 3 intermediate demand.....		ID5	3	145.532	145.303	144.738	146.396	147.731
Inputs to stage 3 goods producers.....		ID5	31	156.130	155.795	153.844	154.374	155.940
Goods.....		ID5	311	151.721	151.704	149.101	150.032	152.039
Foods.....		ID5	3111	161.987	164.281	161.032	164.643	171.705
Energy.....		ID5	3112	132.320	133.153	130.167	141.021	146.576
Goods excluding foods and energy.....		ID5	3113	152.726	151.696	149.325	148.514	148.152
Services.....		ID5	312	162.631	161.090	161.755	160.722	160.496
Trade services.....		ID5	3123	170.174	167.806	169.214	167.063	166.456
Transportation and warehousing services.....		ID5	3122	148.775	147.906	147.296	147.571	147.791
Transportation of passengers.....		ID5	31221	142.768	145.695	148.163	145.227	142.243
Transportation and warehousing of goods.....		ID5	31222	148.897	147.818	147.036	147.490	147.889
Services less trade, transportation, and warehousing.....		ID5	3121	133.762	133.849	134.395	134.641	134.829
Inputs to stage 3 services producers.....		ID5	32	136.659	136.488	136.882	139.359	140.511
Goods.....		ID5	321	119.524	118.815	118.364	134.048	137.486
Foods.....		ID5	3211	157.330	155.096	155.233	157.016	156.180
Energy.....		ID5	3212	115.285	114.257	113.671	139.511	145.171
Goods excluding foods and energy.....		ID5	3213	135.671	135.473	135.203	135.221	135.254
Services.....		ID5	322	140.968	140.935	141.555	140.584	141.149
Trade services.....		ID5	3223	191.516	193.326	198.818	198.009	197.103
Transportation and warehousing services.....		ID5	3222	160.463	160.896	162.488	159.811	162.231
Transportation of passengers.....		ID5	32221	104.357	104.277	104.496	104.562	104.414
Transportation and warehousing of goods.....		ID5	32222	160.955	161.390	162.990	160.298	162.732
Services less trade, transportation, and warehousing.....		ID5	3221	133.073	132.801	132.862	132.345	132.493
Construction.....		ID5	323	145.429	145.583	145.735	145.817	145.822
Inputs to stage 3 construction producers.....		ID5	33	137.079	138.205	140.208	141.267	142.750
Goods.....		ID5	331	133.972	133.913	134.230	134.235	134.403
Goods excluding foods and energy.....		ID5	3313	170.713	170.637	171.040	171.047	171.262
Services.....		ID5	332	158.949	161.638	165.910	168.364	171.606
Trade services.....		ID5	3323	162.894	165.957	170.680	173.369	176.992
Transportation and warehousing services.....		ID5	3322	114.059	113.099	112.842	113.657	114.178
Transportation and warehousing of goods.....		ID5	33222	120.394	119.380	119.109	119.969	120.519
Services less trade, transportation, and warehousing.....		ID5	3321	125.796	125.532	126.231	126.412	126.041
Stage 2 Intermediate Demand								
Stage 2 intermediate demand.....		ID5	2	133.531	132.202	134.676	135.629	137.634
Inputs to stage 2 goods producers.....		ID5	21	120.433	118.085	122.610	124.620	128.020
Goods.....		ID5	211	115.027	112.313	117.557	120.442	125.010
Foods.....		ID5	2111	160.081	154.895	161.754	159.943	162.684
Energy.....		ID5	2112	80.167	77.874	86.236	91.206	98.093
Goods excluding foods and energy.....		ID5	2113	146.419	144.010	142.436	142.266	142.380
Services.....		ID5	212	150.048	148.630	151.314	150.655	150.587
Trade services.....		ID5	2123	168.768	165.927	171.835	170.321	169.909
Transportation and warehousing services.....		ID5	2122	166.669	165.468	167.652	167.668	167.858
Transportation of passengers.....		ID5	21221	134.557	137.179	139.407	136.777	134.089
Transportation and warehousing of goods.....		ID5	21222	168.545	167.156	169.341	169.486	169.816
Services less trade, transportation, and warehousing.....		ID5	2121	137.169	136.963	136.837	136.399	136.463
Construction.....		ID5	213	145.429	145.583	145.735	145.817	145.822

See footnotes at end of table.

Table 3. Producer price indexes for Final Demand-Intermediate Demand groupings, seasonally adjusted — Continued

[September 2023, Index base Nov. 2009=100, unless otherwise indicated]

Grouping	Other index base	Commodity code		Seasonally adjusted index ¹				
		Group code	Item code	May 2023	June 2023 ^P	July 2023 ^P	Aug. 2023 ^P	Sept. 2023 ^P
Inputs to stage 2 services producers.....		ID5	22	145.105	145.094	144.928	144.532	144.728
Goods.....		ID5	221	144.113	143.730	143.625	144.825	145.306
Foods.....		ID5	2211	117.919	115.713	115.336	114.233	114.584
Energy.....		ID5	2212	143.513	141.960	143.077	165.533	169.125
Goods excluding foods and energy.....		ID5	2213	144.813	144.531	144.348	144.180	144.459
Services.....		ID5	222	144.797	144.829	144.649	144.047	144.212
Trade services.....		ID5	2223	183.925	183.335	182.177	184.990	183.149
Transportation and warehousing services.....		ID5	2222	144.922	146.672	146.380	138.266	141.074
Transportation of passengers.....		ID5	22221	134.521	137.257	139.568	136.823	134.030
Transportation and warehousing of goods.....		ID5	22222	147.406	148.982	148.206	139.067	142.924
Services less trade, transportation, and warehousing.....		ID5	2221	143.826	143.759	143.631	143.422	143.485
Construction.....		ID5	223	145.429	145.583	145.735	145.817	145.822
Stage 1 Intermediate Demand								
Stage 1 intermediate demand.....		ID5	1	144.121	143.830	144.009	146.068	146.586
Inputs to stage 1 goods producers.....		ID5	11	145.204	143.914	143.427	144.098	143.891
Goods.....		ID5	111	143.669	142.461	140.993	142.465	142.253
Foods.....		ID5	1111	155.179	154.617	150.543	150.223	146.700
Energy.....		ID5	1112	120.236	120.251	121.174	129.347	132.013
Goods excluding foods and energy.....		ID5	1113	151.044	149.401	147.761	147.954	147.605
Services.....		ID5	112	153.313	151.740	154.014	152.440	152.240
Trade services.....		ID5	1123	168.132	165.146	168.367	165.472	165.130
Transportation and warehousing services.....		ID5	1122	156.743	155.187	155.766	156.532	155.986
Transportation of passengers.....		ID5	11221	134.064	136.814	139.133	136.375	133.570
Transportation and warehousing of goods.....		ID5	11222	160.581	157.969	158.108	159.744	159.768
Services less trade, transportation, and warehousing.....		ID5	1121	109.219	109.671	110.632	110.631	110.691
Construction.....		ID5	113	145.429	145.583	145.735	145.817	145.822
Inputs to stage 1 services producers.....		ID5	12	142.711	142.930	143.451	146.067	146.884
Goods.....		ID5	121	143.068	142.327	141.681	148.464	149.668
Foods.....		ID5	1211	150.825	131.567	131.437	131.964	130.690
Energy.....		ID5	1212	146.425	144.497	142.430	164.172	167.521
Goods excluding foods and energy.....		ID5	1213	149.279	149.190	149.178	149.286	149.556
Services.....		ID5	122	141.903	142.527	143.537	144.384	145.035
Trade services.....		ID5	1223	171.691	172.258	175.036	175.255	174.986
Transportation and warehousing services.....		ID5	1222	141.467	142.076	144.026	143.469	143.072
Transportation of passengers.....		ID5	12221	133.984	136.732	139.050	136.293	133.491
Transportation and warehousing of goods.....		ID5	12222	160.534	160.074	162.037	162.589	163.426
Services less trade, transportation, and warehousing.....		ID5	1221	137.385	138.010	138.701	139.799	140.682
Construction.....		ID5	123	145.429	145.583	145.735	145.817	145.822
Inputs to stage 1 construction producers.....		ID5	13	159.048	159.176	159.654	163.200	164.416
Goods.....		ID5	131	161.565	161.144	160.806	165.144	165.981
Energy.....		ID5	1312	125.330	121.954	117.598	152.839	157.031
Goods excluding foods and energy.....		ID5	1313	168.573	168.506	168.649	169.314	169.758
Services.....		ID5	132	153.888	155.360	157.842	159.468	161.619
Trade services.....		ID5	1323	161.260	163.698	167.405	169.572	172.454
Transportation and warehousing services.....		ID5	1322	121.370	120.397	119.647	119.897	120.032
Transportation and warehousing of goods.....		ID5	13222	125.542	124.536	123.760	124.018	124.158
Services less trade, transportation, and warehousing.....		ID5	1321	137.760	137.703	138.408	138.347	139.646
Intermediate Demand by Production Flow Special Groupings								
Total goods inputs to stage 4 intermediate demand.....	04/10	ID5	9411	143.310	143.272	143.141	144.217	144.602
Total services inputs to stage 4 intermediate demand.....	04/10	ID5	9412	147.859	147.677	149.010	149.734	150.414
Total construction inputs to stage 4 intermediate demand.....	04/10	ID5	9413	144.224	144.377	144.528	144.609	144.614
Total foods inputs to stage 4 intermediate demand.....	04/10	ID5	9414	144.436	143.958	143.492	144.418	145.088
Total energy goods inputs to stage 4 intermediate demand.....	04/10	ID5	9415	127.313	127.957	127.425	135.729	137.947
Total goods less foods and energy inputs to stage 4 intermediate demand.....	04/10	ID5	9416	146.703	146.619	146.604	146.529	146.574
Total goods inputs to stage 3 intermediate demand.....	04/10	ID5	9311	136.278	136.093	134.176	138.617	140.848
Total services inputs to stage 3 intermediate demand.....	04/10	ID5	9312	143.623	143.366	144.023	143.082	143.537
Total construction inputs to stage 3 intermediate demand.....	04/10	ID5	9313	144.224	144.377	144.528	144.609	144.614
Total foods inputs to stage 3 intermediate demand.....	04/10	ID5	9314	144.142	146.149	143.283	146.483	152.708
Total energy goods inputs to stage 3 intermediate demand.....	04/10	ID5	9315	115.607	114.874	113.943	137.064	142.600
Total goods less foods and energy inputs to stage 3 intermediate demand.....	04/10	ID5	9316	143.983	143.140	141.236	140.599	140.323
Total goods inputs to stage 2 intermediate demand.....	04/10	ID5	9211	112.363	110.010	114.473	117.053	120.998
Total services inputs to stage 2 intermediate demand.....	04/10	ID5	9212	146.520	146.207	146.706	146.089	146.199
Total construction inputs to stage 2 intermediate demand.....	04/10	ID5	9213	144.224	144.377	144.528	144.609	144.614
Total foods inputs to stage 2 intermediate demand.....	04/10	ID5	9214	160.477	155.304	162.091	160.278	162.999
Total energy goods inputs to stage 2 intermediate demand.....	04/10	ID5	9215	79.199	76.962	85.069	90.129	96.837
Total goods less foods and energy inputs to stage 2 intermediate demand.....	04/10	ID5	9216	137.711	135.908	134.730	134.570	134.713
Total goods inputs to stage 1 intermediate demand.....	04/10	ID5	9111	130.156	129.340	128.450	131.769	132.160

See footnotes at end of table.

Table 3. Producer price indexes for Final Demand-Intermediate Demand groupings, seasonally adjusted — Continued

[September 2023, Index base Nov. 2009=100, unless otherwise indicated]

Grouping	Other index base	Commodity code		Seasonally adjusted index ¹				
		Group code	Item code	May 2023	June 2023 ^p	July 2023 ^p	Aug. 2023 ^p	Sept. 2023 ^p
Total services inputs to stage 1 intermediate demand.....	04/10	ID5	9112	143.905	144.197	145.518	145.989	146.585
Total construction inputs to stage 1 intermediate demand.....	04/10	ID5	9117	144.224	144.377	144.528	144.609	144.614
Total foods inputs to stage 1 intermediate demand.....	04/10	ID5	9114	145.835	144.872	141.132	140.851	137.590
Total energy goods inputs to stage 1 intermediate demand.....	04/10	ID5	9115	129.248	128.032	127.025	143.795	146.830
Total goods less foods and energy inputs to stage 1 intermediate demand.....	04/10	ID5	9116	127.761	127.065	126.426	126.646	126.650

¹ All indexes are subject to revision for 4 months after their originally scheduled publication to incorporate late reports and corrections by survey respondents. In addition, seasonally adjusted indexes are subject to change for up to 5 years due to the recalculation of seasonal factors published each January.

² PPI defines Total finished as including only the personal consumption and private capital investment portions of final demand.

³ Trade indexes measure changes in margins received by wholesalers and retailers.

⁴ The PPI definition of foods does not include food and beverages for immediate consumption. PPI defines food and beverages for immediate consumption as the service of preparing meals, snacks, and beverages to customer order for immediate on-premises and off-premises consumption.

⁵ Distributive services include transportation, warehousing, and trade of goods.

⁶ Includes intermediate trade, transportation, and warehousing services.

⁷ Includes crude petroleum.

⁸ Excludes crude petroleum.

p Preliminary

"/" Data not available.

Table 4. Producer price index percentage changes and weights for Final Demand-Intermediate Demand groupings, not seasonally adjusted
[September 2023]

Title	Commodity code		Relative Importance Dec. 2022 ¹	Unadjusted 12-month percent change ² Sept. 2022 to Sept. 2023 ^P	Unadjusted 1-month percent change ²				
	Group code	Item code			Apr. to May	May to June ^P	June to July ^P	July to Aug. ^P	Aug. to Sept. ^P
Final Demand									
Final demand.....	FD	4	100.000	2.2	-0.3	0.1	0.6	0.6	0.3
Final demand goods.....	FD	41	30.653	0.8	-0.9	0.2	0.2	1.5	0.3
Final demand foods.....	FD	411	5.940	-1.2	-0.8	0.2	-0.3	-0.4	0.3
Finished consumer foods ³	FD	4111	4.511	0.1	-0.7	0.6	-0.4	0.0	0.5
Finished consumer foods, crude.....	FD	41113	0.606	-24.2	-17.5	3.2	-1.4	-3.2	-5.0
Finished consumer foods, processed.....	FD	41112	3.905	2.3	1.2	0.3	-0.3	0.3	1.0
Government purchased foods.....	FD	4112	0.406	2.0	1.0	0.3	0.2	0.4	1.1
Foods for export.....	FD	4113	1.023	-8.3	-2.0	-1.2	0.3	-2.8	-0.9
Final demand energy.....	FD	412	5.853	-1.0	-4.1	1.6	1.2	7.7	1.1
Finished consumer energy goods ³	FD	4121	4.451	2.1	-3.8	2.0	1.3	6.2	0.3
Government purchased energy.....	FD	4122	0.942	-9.6	-5.4	1.2	0.2	13.6	3.2
Energy for export.....	FD	4123	0.460	-13.9	-5.7	-1.7	1.5	13.4	5.2
Final demand goods less foods and energy.....	FD	413	18.859	2.0	0.1	-0.2	0.0	0.1	0.0
Finished goods less foods and energy ³	FD	4131	10.768	3.4	0.3	0.0	0.2	0.1	0.1
Finished consumer goods less foods and energy.....	FD	41311	5.731	3.3	0.2	0.0	0.2	0.2	0.1
Nondurable consumer goods less foods and energy.....	FD	413111	3.441	4.2	0.3	0.0	0.2	0.2	0.1
Durable consumer goods.....	FD	413112	2.290	2.1	0.1	0.0	0.1	0.1	0.1
Private capital equipment.....	FD	41312	5.037	3.6	0.3	0.1	0.3	0.1	0.0
Private capital equipment for manufacturing industries.....	FD	413121	1.222	4.4	0.6	0.1	0.3	0.1	0.0
Private capital equipment for nonmanufacturing industries.....	FD	413122	3.815	3.3	0.3	0.0	0.2	0.1	0.0
Government purchased goods, excluding foods and energy.....	FD	4132	1.967	0.8	-0.1	-0.2	0.0	0.1	0.1
Government purchased goods excluding foods, energy, and capital equipment.....	FD	41321	1.160	-0.1	-0.2	-0.3	-0.3	0.0	0.1
Government purchased capital equipment.....	FD	41322	0.807	2.1	0.1	0.1	0.3	0.2	0.0
Goods for export, excluding foods and energy.....	FD	4133	6.124	-0.2	-0.2	-0.5	-0.4	-0.1	-0.1
Final demand services.....	FD	42	66.677	2.9	0.0	0.1	0.8	0.2	0.3
Final demand trade services ⁴	FD	423	19.700	2.3	0.3	-1.0	1.6	0.3	0.9
Trade of finished goods ³	FD	4231	17.049	1.8	0.2	-0.8	1.2	0.4	0.8
Trade of personal consumption goods.....	FD	42311	13.855	1.2	0.1	-0.5	0.6	0.4	0.4
Trade of private capital equipment.....	FD	42312	3.194	4.4	1.0	-2.3	3.9	0.3	2.7
Trade of government purchased goods.....	FD	4232	0.750	5.8	0.9	-1.4	4.2	0.0	1.2
Trade of government purchased goods, excluding capital equipment.....	FD	42321	0.457	4.2	0.1	-0.2	3.4	-0.3	0.0
Trade of government purchased capital equipment.....	FD	42322	0.293	8.6	2.3	-3.3	5.6	0.4	3.2
Trade of exports.....	FD	4233	1.901	5.0	0.6	-2.0	3.9	-0.1	1.3
Final demand transportation and warehousing services.....	FD	422	5.213	-5.7	-0.9	0.7	-0.3	-0.9	-0.9
Transportation of passengers for final demand.....	FD	4221	1.275	-0.8	-2.5	4.7	-0.3	-4.1	-4.1
Transportation of private passengers.....	FD	42211	0.860	-0.8	-2.5	4.7	-0.3	-4.1	-4.1
Transportation of government passengers.....	FD	42212	0.103	-0.8	-2.5	4.7	-0.3	-4.1	-4.1
Transportation of passengers for export.....	FD	42213	0.312	-0.8	-2.6	4.8	-0.3	-4.2	-4.1
Transportation and warehousing of goods for final demand.....	FD	4222	3.938	-7.3	-0.4	-0.7	-0.3	0.3	0.2
Transportation and warehousing of finished goods ³	FD	42221	2.567	-8.1	-0.4	-0.7	-0.3	0.2	0.2
Transportation and warehousing of personal consumption goods.....	FD	422211	2.063	-7.8	-0.4	-0.7	-0.2	0.2	0.2
Transportation and warehousing of private capital equipment.....	FD	422212	0.504	-9.2	-0.4	-0.8	-0.6	0.2	0.2
Transportation and warehousing of government purchased goods.....	FD	42222	0.233	-5.8	-0.4	-0.8	0.2	0.2	0.3
Transportation and warehousing of exports.....	FD	42223	1.138	-6.0	-0.4	-0.7	-0.2	0.3	0.2
Final demand services less trade, transportation, and warehousing.....	FD	421	41.763	4.2	0.0	0.5	0.6	0.2	0.1
Finished services less trade, transportation, and warehousing ³	FD	4211	36.505	4.0	-0.1	0.5	0.6	0.2	0.1
Finished consumer services less trade, transportation, and warehousing.....	FD	42111	32.158	4.0	-0.1	0.5	0.7	0.1	0.2
Private capital investment services less trade, transportation, and warehousing.....	FD	42112	4.347	3.2	0.6	0.7	0.4	1.0	0.1
Government purchased services less trade, transportation, and warehousing.....	FD	4212	2.674	4.0	0.0	0.4	0.6	0.5	0.0
Gov. purchased services less trade, transportation, and warehousing, excl. capital investment.....	FD	42121	2.515	4.1	0.0	0.4	0.6	0.5	0.0
Government purchased capital investment services less trade, transportation, and warehousing.....	FD	42122	0.159	1.9	0.5	0.4	0.1	0.7	-0.2
Services for export less trade, transportation, and warehousing.....	FD	4213	2.584	8.3	0.3	0.6	0.6	0.8	0.2
Final demand construction.....	FD	43	2.670	3.7	0.1	0.0	-1.2	0.1	0.1
Construction for private capital investment.....	FD	431	1.856	3.8	0.1	0.1	-1.3	0.1	0.1
Construction for government.....	FD	432	0.814	3.6	0.1	0.0	-1.1	0.1	0.0
Special Groupings of Final Demand									
Final demand less exports.....	FD	49101	86.458	2.4	-0.3	0.2	0.6	0.6	0.3
Final demand less government.....	FD	49102	92.111	2.3	-0.3	0.1	0.6	0.5	0.3

See footnotes at end of table.

Table 4. Producer price index percentage changes and weights for Final Demand-Intermediate Demand groupings, not seasonally adjusted — Continued
[September 2023]

Title	Commodity code		Relative Importance Dec. 2022 ¹	Unadjusted 12-month percent change ² Sept. 2022 to Sept. 2023 ^P	Unadjusted 1-month percent change ²				
	Group code	Item code			Apr. to May	May to June ^P	June to July ^P	July to Aug. ^P	Aug. to Sept. ^P
Final demand less foods, food and nonalcoholic beverages for immediate consumption, and energy ⁵	FD	49103	87.791	2.6	0.0	0.0	0.6	0.1	0.2
Final demand less foods and energy ⁵	FD	49104	88.207	2.7	0.0	0.0	0.6	0.2	0.2
Final demand less foods and food and nonalcoholic beverages for immediate consumption ⁵	FD	49105	93.644	2.3	-0.3	0.1	0.6	0.6	0.3
Final demand less foods ⁵	FD	49106	94.060	2.4	-0.2	0.1	0.6	0.6	0.3
Final demand less energy.....	FD	49107	94.147	2.4	0.0	0.0	0.5	0.1	0.2
Final demand less trade services.....	FD	49108	80.300	2.1	-0.4	0.4	0.3	0.6	0.1
Final demand less distributive services ⁶	FD	49109	76.362	2.6	-0.4	0.4	0.4	0.6	0.1
Final demand goods less energy.....	FD	49111	24.799	1.2	-0.1	-0.1	-0.1	-0.1	0.1
Final demand goods less foods.....	FD	49112	24.712	1.4	-0.9	0.3	0.3	1.9	0.3
Final demand services less trade services.....	FD	49113	46.976	3.1	-0.1	0.5	0.5	0.1	0.0
Final demand distributive services ⁶	FD	49114	23.638	0.7	0.2	-0.9	1.3	0.3	0.8
Final demand goods plus final demand distributive services ⁶	FD	49115	54.290	0.7	-0.4	-0.3	0.6	1.0	0.5
Final demand less foods, energy, and trade services ⁵	FD	49116	68.507	2.8	-0.1	0.3	0.3	0.1	0.0
Private and government purchased capital equipment.....	FD	49117	5.844	3.4	0.3	0.1	0.3	0.1	0.0
Private and government purchased capital investment services.....	FD	49118	8.497	3.2	0.7	-0.7	1.8	0.7	1.1
Total private and government purchased capital investment.....	FD	49119	14.341	3.3	0.5	-0.3	0.8	0.4	0.6
Total finished ³	FD	49201	78.567	2.6	-0.2	0.2	0.6	0.5	0.3
Total finished less foods, food and nonalcoholic beverages for immediate consumption, and energy ^{3, 5}	FD	49202	69.193	2.8	0.0	0.1	0.6	0.2	0.2
Total finished less foods and energy ^{3, 5}	FD	49203	69.605	2.8	0.0	0.1	0.6	0.2	0.2
Total finished less foods and food and nonalcoholic beverages for immediate consumption ^{3, 5}	FD	49204	73.644	2.7	-0.2	0.2	0.7	0.6	0.3
Total finished less foods ^{3, 5}	FD	49205	74.056	2.7	-0.2	0.2	0.6	0.6	0.3
Total finished less energy ³	FD	49206	74.116	2.7	0.0	0.1	0.5	0.2	0.3
Finished goods ³	FD	49207	19.730	2.5	-0.9	0.6	0.3	1.5	0.2
Finished goods less energy ³	FD	49208	15.279	2.4	0.0	0.2	0.0	0.1	0.2
Finished goods, excluding foods ^{3, 5}	FD	49209	15.219	3.2	-1.0	0.6	0.5	2.0	0.1
Finished services ³	FD	49210	56.981	2.7	0.0	0.1	0.7	0.2	0.3
Private capital investment services.....	FD	49211	8.045	3.0	0.7	-0.6	1.7	0.7	1.1
Finished distributive services ^{3, 6}	FD	49212	19.616	0.5	0.2	-0.8	1.0	0.4	0.8
Finished services less trade services ³	FD	49213	39.932	3.1	-0.1	0.5	0.5	0.1	0.1
Finished services less distributive services ^{3, 6}	FD	49214	37.365	3.8	-0.1	0.6	0.6	0.1	0.0
Total private capital investment (goods, services, and construction).....	FD	49215	14.938	3.3	0.5	-0.3	0.8	0.4	0.6
Finished goods plus finished distributive services ^{3, 6}	FD	49216	39.346	1.5	-0.4	-0.1	0.7	1.0	0.5
Total exports.....	FD	49301	13.542	0.5	-0.3	-0.5	0.5	0.2	0.2
Goods for export.....	FD	49302	7.607	-2.1	-0.7	-0.6	-0.3	0.3	0.1
Services for export.....	FD	49303	5.935	4.0	0.1	-0.3	1.4	0.1	0.3
Total government purchases.....	FD	49401	7.889	0.9	-0.5	0.1	0.5	1.6	0.5
Government purchased goods.....	FD	49402	3.315	-2.0	-1.4	0.2	0.0	3.7	1.1
Government purchased services.....	FD	49403	3.760	3.7	0.1	0.1	1.2	0.2	0.1
Total government purchased capital investment (goods, services, construction).....	FD	49404	2.073	3.5	0.4	-0.4	0.4	0.2	0.4
Government purchases, defense.....	FD	49405	2.344	1.0	-0.7	0.1	0.9	2.1	0.9
Government purchases, non-defense.....	FD	49406	5.545	0.8	-0.5	0.2	0.3	1.4	0.4
Personal consumption.....	FD	49501	63.629	2.4	-0.4	0.3	0.5	0.6	0.2
Personal consumption goods (finished consumer goods).....	FD	49502	14.693	2.0	-1.3	0.8	0.4	2.1	0.3
Personal consumption goods less energy.....	FD	49503	10.242	1.9	-0.2	0.2	-0.1	0.1	0.3
Personal consumption goods less foods.....	FD	49504	10.182	2.9	-1.6	0.9	0.7	2.9	0.2
Personal consumption nondurable goods less foods.....	FD	49508	7.892	3.3	-2.0	1.1	0.8	3.7	0.2
Personal consumption services.....	FD	49505	48.936	2.6	-0.1	0.2	0.6	0.1	0.2
Personal consumption less trade services.....	FD	49506	49.774	2.8	-0.5	0.6	0.5	0.6	0.1
Personal consumption less distributive services ⁶	FD	49507	47.711	3.2	-0.6	0.6	0.5	0.6	0.1
Personal consumption less foods and energy.....	FD	49510	54.667	2.7	-0.1	0.2	0.5	0.1	0.1
Personal consumption less foods, energy, and trade services ⁴	FD	49511	40.812	3.2	-0.2	0.4	0.5	0.0	0.1
Personal consumption less foods, energy, and distributive services ⁶	FD	49512	38.749	3.8	-0.2	0.5	0.6	0.0	0.1
Personal consumption goods plus personal consumption distributive services ⁶	FD	49509	30.611	1.0	-0.6	0.1	0.4	1.2	0.3
Intermediate Demand by Commodity Type									
Processed goods									
Processed goods for intermediate demand.....	ID6	1	100.000	-3.7	-0.9	0.0	-0.4	1.8	0.4
Materials and components for manufacturing.....	ID6	11	42.908	-3.9	-0.1	-0.6	-1.0	-0.2	-0.2
Materials for manufacturing.....	ID6	111	26.996	-7.1	-0.1	-1.0	-1.6	-0.3	-0.3
Materials for food manufacturing.....	ID6	1111	4.432	-3.2	-1.3	-1.1	-0.2	1.1	1.1
Materials for nondurable manufacturing.....	ID6	1112	12.302	-9.5	-1.5	-1.4	-1.9	-0.4	0.2
Materials for durable manufacturing.....	ID6	1113	10.262	-5.6	2.0	-0.4	-2.0	-0.7	-1.4
Components for manufacturing.....	ID6	112	15.912	1.7	-0.1	0.0	0.1	0.0	0.0

See footnotes at end of table.

Table 4. Producer price index percentage changes and weights for Final Demand-Intermediate Demand groupings, not seasonally adjusted — Continued
[September 2023]

Title	Commodity code		Relative Importance Dec. 2022 ¹	Unadjusted 12-month percent change ² Sept. 2022 to Sept. 2023 ^P	Unadjusted 1-month percent change ²				
	Group code	Item code			Apr. to May	May to June ^P	June to July ^P	July to Aug. ^P	Aug. to Sept. ^P
Components for nondurable manufacturing.....	ID6	1121	0.793	-2.5	-0.2	-0.5	-0.5	-0.2	-0.6
Components for durable manufacturing.....	ID6	1122	15.119	1.9	-0.1	0.0	0.1	0.0	0.0
Materials and components for construction.....	ID6	12	10.348	0.1	-0.2	-0.1	0.3	0.2	0.1
Materials for construction.....	ID6	121	4.574	-0.1	0.2	-0.1	0.5	0.3	0.0
Components for construction.....	ID6	122	5.774	0.3	-0.5	-0.1	0.1	0.1	0.1
Processed fuels and lubricants for intermediate demand.....	ID6	13	19.830	-8.4	-3.9	2.1	0.0	9.7	2.0
Processed fuels and lubricants to manufacturing industries.....	ID6	131	5.016	-9.9	-2.8	3.8	0.0	5.8	1.7
Processed fuels and lubricants to nonmanufacturing industries.....	ID6	132	14.814	-7.9	-4.3	1.6	0.0	11.0	2.2
Containers for intermediate demand.....	ID6	14	3.107	-2.4	0.3	-0.5	-0.2	-0.6	-0.2
Supplies for intermediate demand.....	ID6	15	23.807	-0.6	-0.3	-0.3	0.0	0.0	0.0
Supplies to manufacturing industries.....	ID6	151	3.173	-1.7	-0.1	-0.2	-0.2	-0.3	-0.2
Supplies to nonmanufacturing industries.....	ID6	152	20.634	-0.4	-0.3	-0.3	0.0	0.0	0.0
Supplies to nonmanufacturing industries, feeds.....	ID6	1521	2.363	-6.8	-2.1	-1.6	1.3	0.0	-0.5
Supplies to nonmanufacturing industries, other than feeds.....	ID6	1522	18.271	0.4	-0.1	-0.1	-0.2	0.0	0.1
Unprocessed goods									
Unprocessed goods for intermediate demand.....	ID6	2	100.000	-21.0	-5.0	-1.1	1.0	0.7	2.5
Unprocessed foodstuffs and feedstuffs.....	ID6	21	36.058	-10.6	-4.2	1.1	-2.9	-2.7	-0.4
Unprocessed nonfood materials.....	ID6	22	63.942	-25.5	-5.5	-2.5	3.8	2.8	4.2
Unprocessed nonfood materials except fuel.....	ID6	221	45.514	-2.8	-6.0	-3.2	1.7	3.7	4.9
Unprocessed nonfood materials except fuel to manufacturing industries.....	ID6	2211	43.610	-3.4	-6.3	-3.4	1.8	3.8	5.2
Unprocessed nonfood materials except fuel to nonmanufacturing industries.....	ID6	2212	1.904	8.4	0.5	0.5	0.1	0.7	0.2
Unprocessed fuel.....	ID6	222	18.428	-65.9	-2.3	1.7	15.4	-1.4	0.4
Unprocessed fuel to manufacturing industries.....	ID6	2221	0.982	-30.8	-2.8	1.0	3.9	1.3	0.8
Unprocessed fuel to nonmanufacturing industries.....	ID6	2222	17.446	-67.7	-2.3	1.8	16.8	-1.6	0.3
Services									
Services for intermediate demand.....	ID6	3	100.000	4.1	-0.1	0.1	0.6	0.2	0.2
Trade services for intermediate demand ⁴	ID6	33	18.127	2.4	-0.4	-0.9	2.1	-0.4	0.0
Trade services for manufacturing industries.....	ID6	331	8.929	2.2	-0.8	-1.5	1.8	-0.6	0.1
Trade services for nonmanufacturing industries.....	ID6	332	9.198	2.7	0.0	-0.3	2.3	-0.1	-0.1
Transportation and warehousing services for intermediate demand.....	ID6	32	14.516	-2.1	-0.5	0.1	0.7	-1.2	0.3
Transportation of passengers for intermediate demand.....	ID6	321	1.069	-0.8	-2.5	4.7	-0.3	-4.1	-4.1
Transportation of passengers for manufacturing industries.....	ID6	3211	0.127	-0.8	-2.6	4.8	-0.3	-4.2	-4.1
Transportation of passengers for nonmanufacturing industries.....	ID6	3212	0.942	-0.8	-2.5	4.7	-0.3	-4.1	-4.0
Transportation and warehousing of goods for intermediate demand.....	ID6	322	13.447	-2.2	-0.3	-0.2	0.8	-0.9	0.7
Transportation and warehousing of goods for manufacturing industries.....	ID6	3221	2.941	-5.5	-0.2	-0.8	0.2	0.3	0.2
Transportation and warehousing of goods for nonmanufacturing industries.....	ID6	3222	10.506	-1.3	-0.4	-0.1	0.9	-1.2	0.8
Services less trade, transportation, and warehousing for intermediate demand.....	ID6	31	67.357	6.0	0.1	0.4	0.2	0.6	0.2
Services less trade, transportation, and warehousing for manufacturing industries.....	ID6	311	2.068	3.9	0.3	0.0	0.4	0.2	-0.2
Services less trade, transportation, and warehousing for nonmanufacturing industries.....	ID6	312	65.288	6.1	0.1	0.4	0.2	0.6	0.2
Construction									
Construction for intermediate demand.....	ID6	4	100.000	3.9	1.4	0.1	0.1	0.1	0.0
Special Groupings of Intermediate Demand by Commodity Type									
Processed materials less foods and feeds.....	ID6	9111	90.968	-3.7	-0.9	0.1	-0.5	1.9	0.3
Processed foods and feeds.....	ID6	9112	9.032	-3.1	-1.2	-1.0	0.2	0.7	0.7
Processed energy goods.....	ID6	9113	19.830	-8.4	-3.9	2.1	0.0	9.7	2.0
Processed materials less energy.....	ID6	9118	80.170	-2.4	-0.2	-0.4	-0.5	-0.1	-0.1
Processed materials less foods and energy.....	ID6	9115	71.138	-2.3	0.0	-0.4	-0.6	-0.2	-0.2
Intermediate distributive services ⁷	ID6	9116	31.574	0.5	-0.4	-0.6	1.5	-0.6	0.3
Processed goods plus intermediate distributive services.....	ID6	9117	-	-2.5	-0.7	-0.2	0.2	1.1	0.3
Unprocessed materials less agricultural products.....	ID6	9211	58.389	-24.6	-5.6	-2.8	5.8	3.7	5.2
Unprocessed energy materials ⁸	ID6	9212	43.623	-31.3	-8.0	-2.7	10.1	5.6	7.5
Unprocessed materials less energy.....	ID6	9213	56.377	-10.4	-3.3	-0.2	-3.6	-2.2	-0.7
Unprocessed nonfood materials less energy ⁹	ID6	9216	20.319	-10.3	-1.9	-2.3	-4.9	-1.4	-1.3
Intermediate Demand by Production Flow									
Stage 4 Intermediate Demand									
Stage 4 intermediate demand.....	ID5	4	100.000	2.4	-0.1	0.2	0.4	0.5	0.2
Inputs to stage 4 goods producers.....	ID5	41	30.237	-0.2	0.0	-0.4	-0.1	-0.1	-0.1
Goods.....	ID5	411	22.423	-1.7	-0.1	-0.1	-0.5	-0.3	-0.2

See footnotes at end of table.

Table 4. Producer price index percentage changes and weights for Final Demand-Intermediate Demand groupings, not seasonally adjusted — Continued
 [September 2023]

Title	Commodity code		Relative Importance Dec. 2022 ¹	Unadjusted 12-month percent change ² Sept. 2022 to Sept. 2023 ^P	Unadjusted 1-month percent change ²				
	Group code	Item code			Apr. to May	May to June ^P	June to July ^P	July to Aug. ^P	Aug. to Sept. ^P
Foods.....	ID5	4111	3.300	-8.6	-1.6	-0.6	-2.8	-0.3	-1.1
Energy.....	ID5	4112	0.220	-5.4	-8.9	3.6	0.0	3.4	3.4
Goods excluding foods and energy.....	ID5	4113	18.903	-0.4	0.2	-0.1	-0.2	-0.3	-0.1
Services.....	ID5	412	7.814	3.8	0.3	-1.1	1.1	0.2	0.3
Trade services.....	ID5	4123	5.817	4.5	0.5	-1.6	1.4	0.3	0.5
Transportation and warehousing services.....	ID5	4122	0.515	-4.3	-1.0	0.3	-0.2	-0.4	-0.4
Transportation of passengers.....	ID5	41221	0.077	-0.8	-2.6	4.8	-0.3	-4.2	-4.1
Transportation and warehousing of goods.....	ID5	41222	0.438	-4.9	-0.7	-0.6	-0.2	0.3	0.3
Services less trade, transportation, and warehousing.....	ID5	4121	1.482	3.9	0.1	0.3	0.3	0.0	-0.1
Inputs to stage 4 services producers.....	ID5	42	54.970	4.5	0.0	0.6	0.7	0.8	0.4
Goods.....	ID5	421	13.984	0.1	-0.1	1.8	0.1	1.0	0.3
Foods.....	ID5	4211	2.360	-1.5	0.2	0.4	-0.1	0.6	0.8
Energy.....	ID5	4212	4.133	-1.4	-0.3	5.8	0.4	3.3	0.6
Goods excluding foods and energy.....	ID5	4213	7.491	1.1	-0.1	0.0	0.0	-0.1	0.0
Services.....	ID5	422	40.934	6.2	0.1	0.2	0.9	0.8	0.4
Trade services.....	ID5	4223	4.078	3.1	0.1	-1.2	2.7	0.0	0.3
Transportation and warehousing services.....	ID5	4222	3.742	1.3	-1.1	0.2	1.0	-1.1	0.2
Transportation of passengers.....	ID5	42221	0.490	-0.8	-2.5	4.8	-0.3	-4.2	-4.1
Transportation and warehousing of goods.....	ID5	42222	3.252	1.6	-0.9	-0.4	1.3	-0.7	0.8
Services less trade, transportation, and warehousing.....	ID5	4221	33.114	7.2	0.2	0.4	0.6	1.1	0.4
Construction.....	ID5	423	0.052	3.9	1.4	0.1	0.1	0.1	0.0
Inputs to stage 4 construction producers.....	ID5	43	14.792	0.2	-0.8	0.0	0.2	0.9	0.1
Goods.....	ID5	431	10.801	0.5	-0.7	0.0	0.2	1.3	0.1
Energy.....	ID5	4312	0.855	-4.1	-6.6	0.4	0.2	12.8	1.1
Goods excluding foods and energy.....	ID5	4313	9.946	0.9	-0.2	0.0	0.2	0.3	0.0
Services.....	ID5	432	3.991	-0.7	-1.1	0.0	0.4	-0.4	-0.1
Trade services.....	ID5	4323	1.692	-0.6	-2.4	0.1	1.0	-1.0	-0.3
Transportation and warehousing services.....	ID5	4322	0.725	-8.5	-0.6	-0.6	-0.5	0.1	0.1
Transportation of passengers.....	ID5	43221	0.015	-0.8	-2.6	4.8	-0.3	-4.2	-4.1
Transportation and warehousing of goods.....	ID5	43222	0.710	-8.7	-0.6	-0.7	-0.5	0.2	0.2
Services less trade, transportation, and warehousing.....	ID5	4321	1.574	3.1	0.1	0.0	0.2	0.0	0.1
Stage 3 Intermediate Demand									
Stage 3 intermediate demand.....	ID5	3	100.000	-3.2	-1.1	-0.1	-0.7	0.7	0.4
Inputs to stage 3 goods producers.....	ID5	31	45.352	-7.2	-1.5	-0.3	-1.9	-0.5	-0.1
Goods.....	ID5	311	35.807	-8.5	-1.5	-0.1	-2.5	-0.4	0.0
Foods.....	ID5	3111	11.906	-11.3	-4.6	1.0	-4.6	-0.9	0.5
Energy.....	ID5	3112	1.292	-20.4	-4.9	1.5	-1.0	6.7	2.5
Goods excluding foods and energy.....	ID5	3113	22.609	-6.1	0.2	-0.7	-1.5	-0.5	-0.4
Services.....	ID5	312	9.545	-2.3	-1.5	-0.9	0.4	-0.8	-0.3
Trade services.....	ID5	3123	5.175	-1.2	-2.6	-1.3	0.9	-1.4	-0.5
Transportation and warehousing services.....	ID5	3122	3.002	-6.9	-0.3	-0.4	-0.5	0.1	0.0
Transportation of passengers.....	ID5	31221	0.144	-0.8	-2.6	4.8	-0.3	-4.2	-4.1
Transportation and warehousing of goods.....	ID5	31222	2.858	-7.2	-0.2	-0.7	-0.5	0.3	0.3
Services less trade, transportation, and warehousing.....	ID5	3121	1.368	4.4	0.3	0.0	0.4	0.1	-0.1
Inputs to stage 3 services producers.....	ID5	32	53.518	0.2	-0.8	0.1	0.2	1.7	0.7
Goods.....	ID5	321	10.628	-8.1	-4.4	-0.3	-0.6	11.5	2.7
Foods.....	ID5	3211	0.090	-4.1	0.2	-1.4	0.1	1.1	-0.5
Energy.....	ID5	3212	6.619	-11.9	-6.9	-0.3	-0.8	19.5	4.3
Goods excluding foods and energy.....	ID5	3213	3.919	-0.3	-0.5	-0.2	-0.2	0.0	0.0
Services.....	ID5	322	42.317	3.0	0.0	0.1	0.4	-0.5	0.2
Trade services.....	ID5	3223	2.614	2.9	-0.9	0.9	2.9	-0.5	-0.5
Transportation and warehousing services.....	ID5	3222	10.018	-0.2	-0.3	0.3	1.1	-1.9	1.1
Transportation of passengers.....	ID5	32221	0.021	-0.1	-0.1	0.2	0.0	-0.2	-0.2
Transportation and warehousing of goods.....	ID5	32222	9.997	-0.2	-0.3	0.3	1.1	-1.9	1.1
Services less trade, transportation, and warehousing.....	ID5	3221	29.685	4.2	0.1	0.0	0.0	0.0	0.0
Construction.....	ID5	323	0.573	3.9	1.4	0.1	0.1	0.1	0.0
Inputs to stage 3 construction producers.....	ID5	33	1.131	-0.2	-0.4	0.2	1.1	0.2	0.5
Goods.....	ID5	331	0.566	-2.9	0.0	-0.2	0.1	-0.1	-0.1
Goods excluding foods and energy.....	ID5	3313	0.566	-2.9	0.0	-0.2	0.1	-0.1	-0.1
Services.....	ID5	332	0.565	2.5	-0.8	0.6	2.1	0.5	1.0
Trade services.....	ID5	3323	0.521	2.6	-0.9	0.7	2.2	0.5	1.1
Transportation and warehousing services.....	ID5	3322	0.015	-1.5	0.2	-0.8	-0.2	0.7	0.5
Transportation and warehousing of goods.....	ID5	33222	0.015	-1.5	0.2	-0.8	-0.2	0.7	0.5
Services less trade, transportation, and warehousing.....	ID5	3321	0.029	4.0	0.7	-0.2	0.6	0.1	-0.3
Stage 2 Intermediate Demand									

See footnotes at end of table.

Table 4. Producer price index percentage changes and weights for Final Demand-Intermediate Demand groupings, not seasonally adjusted — Continued
[September 2023]

Title	Commodity code		Relative Importance Dec. 2022 ¹	Unadjusted 12-month percent change ² Sept. 2022 to Sept. 2023 ^P	Unadjusted 1-month percent change ²				
	Group code	Item code			Apr. to May	May to June ^P	June to July ^P	July to Aug. ^P	Aug. to Sept. ^P
Stage 2 intermediate demand.....	ID5	2	100.000	-6.9	-1.6	-0.8	1.7	0.8	1.3
Inputs to stage 2 goods producers.....	ID5	21	54.274	-15.1	-3.2	-1.9	3.6	1.4	2.5
Goods.....	ID5	211	40.812	-20.0	-4.5	-2.3	4.3	2.0	3.4
Foods.....	ID5	2111	4.355	-10.4	-2.9	-3.0	3.1	-3.5	-0.8
Energy.....	ID5	2112	21.042	-31.0	-8.5	-2.9	10.7	5.7	7.6
Goods excluding foods and energy.....	ID5	2113	15.415	-5.1	-0.8	-1.6	-1.5	-0.4	-0.2
Services.....	ID5	212	13.197	3.4	0.3	-0.8	1.9	-0.2	-0.1
Trade services.....	ID5	2123	5.150	3.2	0.7	-1.7	3.6	-0.9	-0.2
Transportation and warehousing services.....	ID5	2122	4.488	0.0	0.1	-0.7	1.7	-0.1	0.0
Transportation of passengers.....	ID5	21221	0.168	-0.8	-2.4	4.6	-0.3	-4.0	-3.9
Transportation and warehousing of goods.....	ID5	21222	4.320	0.0	0.2	-0.9	1.8	0.1	0.2
Services less trade, transportation, and warehousing.....	ID5	2121	3.559	7.9	-0.1	0.2	-0.1	0.6	-0.1
Construction.....	ID5	213	0.265	3.9	1.4	0.1	0.1	0.1	0.0
Inputs to stage 2 services producers.....	ID5	22	45.725	4.3	0.0	0.3	-0.2	0.2	0.0
Goods.....	ID5	221	5.072	-1.9	-0.7	-0.1	-0.2	0.5	0.1
Foods.....	ID5	2211	0.055	-16.4	-2.2	-2.5	-1.1	-1.7	-0.1
Energy.....	ID5	2212	0.357	-14.3	-6.7	-1.2	-0.2	12.9	1.6
Goods excluding foods and energy.....	ID5	2213	4.660	-0.8	-0.3	0.0	-0.2	-0.3	0.0
Services.....	ID5	222	39.767	5.2	0.1	0.3	-0.2	0.2	0.0
Trade services.....	ID5	2223	2.238	0.7	3.5	-0.7	-0.6	1.6	-1.1
Transportation and warehousing services.....	ID5	2222	2.862	-11.5	-0.6	1.8	-0.3	-5.9	1.4
Transportation of passengers.....	ID5	22221	0.390	-0.8	-2.5	4.8	-0.3	-4.2	-4.1
Transportation and warehousing of goods.....	ID5	22222	2.472	-13.0	-0.3	1.2	-0.3	-6.2	2.4
Services less trade, transportation, and warehousing.....	ID5	2221	34.667	6.9	-0.1	0.3	-0.2	0.6	0.0
Construction.....	ID5	223	0.886	3.9	1.4	0.1	0.1	0.1	0.0
Stage 1 Intermediate Demand									
Stage 1 intermediate demand.....	ID5	1	100.000	-1.0	-0.6	0.1	-0.1	1.0	0.1
Inputs to stage 1 goods producers.....	ID5	11	33.533	-6.2	-1.1	-0.7	-0.8	0.0	-0.4
Goods.....	ID5	111	24.780	-8.3	-1.0	-0.6	-1.6	0.5	-0.5
Foods.....	ID5	1111	3.351	-19.3	-2.6	-1.1	-4.6	-2.1	-3.3
Energy.....	ID5	1112	3.963	-11.9	-5.0	1.5	0.3	6.0	2.0
Goods excluding foods and energy.....	ID5	1113	17.466	-5.4	0.2	-1.0	-1.4	-0.2	-0.5
Services.....	ID5	112	8.752	-0.2	-1.6	-0.9	1.5	-1.2	-0.3
Trade services.....	ID5	1123	5.298	-1.6	-2.5	-1.6	2.0	-1.9	-0.4
Transportation and warehousing services.....	ID5	1122	0.599	-2.6	1.3	-0.5	0.2	0.1	-0.7
Transportation of passengers.....	ID5	11221	0.103	-0.8	-2.6	4.8	-0.3	-4.2	-4.1
Transportation and warehousing of goods.....	ID5	11222	0.496	-2.7	2.1	-1.7	0.3	1.0	0.0
Services less trade, transportation, and warehousing.....	ID5	1121	2.855	3.1	-0.4	0.4	0.9	0.0	-0.1
Construction.....	ID5	113	0.001	3.9	1.4	0.1	0.1	0.1	0.0
Inputs to stage 1 services producers.....	ID5	12	53.646	2.5	-0.3	0.6	0.3	1.4	0.3
Goods.....	ID5	121	16.434	-2.7	-1.3	0.2	-0.5	4.0	0.9
Foods.....	ID5	1211	0.115	-26.2	-26.5	-12.8	-0.1	0.4	-1.0
Energy.....	ID5	1212	5.528	-9.9	-3.3	1.1	-1.5	12.5	2.3
Goods excluding foods and energy.....	ID5	1213	10.791	2.1	-0.1	-0.1	0.0	0.1	0.1
Services.....	ID5	122	37.209	5.4	0.1	0.7	0.7	0.4	0.1
Trade services.....	ID5	1223	3.617	3.0	0.0	0.0	1.6	0.1	-0.4
Transportation and warehousing services.....	ID5	1222	4.373	0.3	-1.0	1.2	0.6	-1.3	-1.1
Transportation of passengers.....	ID5	12221	1.342	-0.8	-2.6	4.8	-0.3	-4.2	-4.1
Transportation and warehousing of goods.....	ID5	12222	3.031	0.7	-0.3	-0.4	1.1	0.1	0.3
Services less trade, transportation, and warehousing.....	ID5	1221	29.219	6.5	0.3	0.8	0.6	0.6	0.3
Construction.....	ID5	123	0.003	3.9	1.4	0.1	0.1	0.1	0.0
Inputs to stage 1 construction producers.....	ID5	13	12.821	-1.1	-0.9	-0.1	0.1	1.7	0.5
Goods.....	ID5	131	9.208	-1.4	-0.8	-0.3	-0.3	2.3	0.5
Energy.....	ID5	1312	0.934	-18.7	-7.2	-3.5	-4.7	25.3	4.2
Goods excluding foods and energy.....	ID5	1313	8.274	1.1	-0.1	0.0	0.1	0.3	0.1
Services.....	ID5	132	3.613	-0.4	-1.1	0.2	1.2	0.3	0.7
Trade services.....	ID5	1323	2.667	2.6	-1.4	0.5	1.7	0.3	0.8
Transportation and warehousing services.....	ID5	1322	0.854	-10.1	-0.3	-0.8	-0.6	0.2	0.1
Transportation and warehousing of goods.....	ID5	13222	0.854	-10.1	-0.3	-0.8	-0.6	0.2	0.1
Services less trade, transportation, and warehousing.....	ID5	1321	0.092	5.0	-0.2	-0.1	0.5	0.0	0.8
Special Groupings of Intermediate Demand by Production Flow									
Total goods inputs to stage 4 intermediate demand.....	ID5	9411	47.208	-0.6	-0.3	0.5	-0.2	0.5	0.0
Total services inputs to stage 4 intermediate demand.....	ID5	9412	52.739	5.2	0.0	0.0	0.9	0.6	0.3
Total construction inputs to stage 4 intermediate demand.....	ID5	9413	0.052	3.9	1.4	0.1	0.1	0.1	0.0
Total foods inputs to stage 4 intermediate demand.....	ID5	9414	5.660	-5.6	-0.9	-0.2	-1.6	0.1	-0.3

See footnotes at end of table.

Table 4. Producer price index percentage changes and weights for Final Demand-Intermediate Demand groupings, not seasonally adjusted — Continued
[September 2023]

Title	Commodity code		Relative Importance Dec. 2022 ¹	Unadjusted 12-month percent change ² Sept. 2022 to Sept. 2023 ^p	Unadjusted 1-month percent change ²				
	Group code	Item code			Apr. to May	May to June ^p	June to July ^p	July to Aug. ^p	Aug. to Sept. ^p
Total energy goods inputs to stage 4 intermediate demand.....	ID5	9415	5.208	-2.0	-1.8	4.8	0.4	4.9	0.8
Total goods less foods and energy inputs to stage 4 intermediate demand.	ID5	9416	36.340	0.3	0.0	-0.1	0.0	-0.1	-0.1
Total goods inputs to stage 3 intermediate demand.....	ID5	9311	47.001	-8.4	-2.1	-0.1	-2.0	2.1	0.6
Total services inputs to stage 3 intermediate demand.....	ID5	9312	52.427	2.0	-0.3	-0.1	0.4	-0.5	0.2
Total construction inputs to stage 3 intermediate demand.....	ID5	9313	0.573	3.9	1.4	0.1	0.1	0.1	0.0
Total foods inputs to stage 3 intermediate demand.....	ID5	9314	11.996	-11.2	-4.6	0.9	-4.5	-0.9	0.5
Total energy goods inputs to stage 3 intermediate demand.....	ID5	9315	7.911	-13.4	-6.6	0.0	-0.8	17.3	4.0
Total goods less foods and energy inputs to stage 3 intermediate demand.	ID5	9316	27.094	-5.2	0.1	-0.6	-1.3	-0.5	-0.3
Total goods inputs to stage 2 intermediate demand.....	ID5	9211	45.884	-18.2	-4.0	-2.0	3.7	1.8	3.0
Total services inputs to stage 2 intermediate demand.....	ID5	9212	52.964	4.8	0.1	0.1	0.3	0.1	0.0
Total construction inputs to stage 2 intermediate demand.....	ID5	9213	1.151	3.9	1.4	0.1	0.1	0.1	0.0
Total foods inputs to stage 2 intermediate demand.....	ID5	9214	4.410	-10.5	-2.9	-3.0	3.0	-3.5	-0.7
Total energy goods inputs to stage 2 intermediate demand.....	ID5	9215	21.399	-30.8	-8.5	-2.8	10.5	5.9	7.4
Total goods less foods and energy inputs to stage 2 intermediate demand.	ID5	9216	20.075	-4.1	-0.7	-1.2	-1.2	-0.4	-0.1
Total goods inputs to stage 1 intermediate demand.....	ID5	9111	50.422	-5.3	-1.0	-0.3	-1.0	2.0	0.2
Total services inputs to stage 1 intermediate demand.....	ID5	9112	49.574	3.8	-0.3	0.4	0.9	0.1	0.1
Total construction inputs to stage 1 intermediate demand.....	ID5	9117	0.004	3.9	1.4	0.1	0.1	0.1	0.0
Total foods inputs to stage 1 intermediate demand.....	ID5	9114	3.466	-19.6	-3.3	-1.3	-4.5	-2.0	-3.2
Total energy goods inputs to stage 1 intermediate demand.....	ID5	9115	10.425	-11.7	-4.3	0.9	-1.1	11.0	2.4
Total goods less foods and energy inputs to stage 1 intermediate demand.	ID5	9116	36.531	-1.7	0.0	-0.5	-0.7	0.0	-0.2

¹ Comprehensive relative importance figures are initially computed after the publication of December indexes and are recalculated after final December indexes are available. Individual items and subtotals may not add exactly to totals because of rounding differences.

² All indexes are subject to revision for 4 months after their originally scheduled publication to incorporate late reports and corrections by survey respondents. In addition, seasonally adjusted indexes are subject to change for up to 5 years due to the recalculation of seasonal factors published each January.

³ PPI defines Total finished as including only the personal consumption and private capital investment portions of final demand.

⁴ Trade indexes measure changes in margins received by wholesalers and retailers.

⁵ The PPI definition of foods does not include food and beverages for immediate consumption. PPI defines food and beverages for immediate consumption as the service of preparing meals, snacks, and beverages to customer order for immediate on-premises and off-premises consumption.

⁶ Distributive services include transportation, warehousing, and trade of goods.

⁷ Includes intermediate trade, transportation, and warehousing services.

⁸ Includes crude petroleum.

⁹ Excludes crude petroleum.

^p Preliminary

"/" Data not available.

Table 5. Producer price indexes for Final Demand-Intermediate Demand groupings, not seasonally adjusted
 [September 2023, Index base Nov. 2009=100, unless otherwise indicated]

Title	Other index base	Commodity code		Unadjusted index ¹				
		Group code	Item code	May 2023	June 2023 ^p	July 2023 ^p	Aug. 2023 ^p	Sept. 2023 ^p
Final Demand								
Final demand.....		FD	4	140.912	141.088	141.891	142.699	143.103
Final demand goods.....		FD	41	142.051	142.405	142.632	144.722	145.159
Final demand foods.....		FD	411	150.424	150.770	150.355	149.696	150.185
Finished consumer foods ²	00/82	FD	4111	264.268	265.723	264.556	264.610	265.978
Finished consumer foods, crude.....	00/82	FD	411113	247.328	255.272	251.656	243.584	231.374
Finished consumer foods, processed.....	00/82	FD	411112	264.735	265.564	264.636	265.466	268.126
Government purchased foods.....		FD	4112	153.276	153.719	154.035	154.657	156.356
Foods for export.....		FD	4113	154.862	153.001	153.393	149.054	147.744
Final demand energy.....		FD	412	138.557	140.809	142.468	153.418	155.127
Finished consumer energy goods ²	00/82	FD	4121	219.684	224.058	227.035	241.020	241.860
Government purchased energy.....		FD	4122	141.952	143.585	143.843	163.477	168.787
Energy for export.....		FD	4123	124.430	122.358	124.229	140.838	148.192
Final demand goods less foods and energy.....		FD	413	140.916	140.676	140.634	140.715	140.739
Finished goods less foods and energy ²	00/82	FD	4131	246.998	247.039	247.554	247.880	248.020
Finished consumer goods less foods and energy.....	00/82	FD	41311	274.656	274.607	275.060	275.585	275.825
Nondurable consumer goods less foods and energy.....	00/82	FD	413111	356.271	356.234	356.957	357.790	358.045
Durable consumer goods.....	00/82	FD	413112	190.942	190.886	191.090	191.331	191.543
Private capital equipment.....	00/82	FD	41312	211.915	212.034	212.579	212.717	212.763
Private capital equipment for manufacturing industries.....	00/82	FD	413121	227.343	227.661	228.374	228.614	228.603
Private capital equipment for nonmanufacturing industries.....	00/82	FD	413122	207.300	207.359	207.855	207.963	208.026
Government purchased goods, excluding foods and energy.....		FD	4132	136.563	136.313	136.254	136.365	136.444
Government purchased goods excluding foods, energy, and capital equipment.....		FD	41321	146.157	145.648	145.245	145.288	145.419
Government purchased capital equipment.....		FD	41322	122.544	122.608	122.963	123.153	123.167
Goods for export, excluding foods and energy.....		FD	4133	138.150	137.465	136.848	136.735	136.643
Final demand services.....		FD	42	139.145	139.246	140.400	140.652	141.051
Final demand trade services ³		FD	423	151.977	150.490	152.860	153.364	154.755
Trade of finished goods ²		FD	4231	150.538	149.269	151.061	151.663	152.951
Trade of personal consumption goods.....		FD	42311	150.266	149.495	150.402	151.044	151.692
Trade of private capital equipment.....		FD	42312	150.034	146.550	152.282	152.694	156.826
Trade of government purchased goods.....		FD	4232	161.192	158.945	165.667	165.653	167.644
Trade of government purchased goods, excluding capital equipment.....		FD	42321	165.535	165.155	170.790	170.333	170.307
Trade of government purchased capital equipment.....		FD	42322	153.158	148.089	156.406	157.066	162.109
Trade of exports.....		FD	4233	161.996	158.718	164.920	164.696	166.845
Final demand transportation and warehousing services.....		FD	422	149.110	150.166	149.753	148.364	146.977
Transportation of passengers for final demand.....		FD	4221	135.340	141.761	141.312	135.452	129.902
Transportation of private passengers.....		FD	42211	135.342	141.750	141.302	135.454	129.914
Transportation of government passengers.....		FD	42212	135.123	141.473	141.029	135.234	129.745
Transportation of passengers for export.....		FD	42213	135.340	141.818	141.365	135.453	129.855
Transportation and warehousing of goods for final demand.....		FD	4222	153.664	152.586	152.191	152.582	152.854
Transportation and warehousing of finished goods ²		FD	42221	151.758	150.676	150.205	150.552	150.785
Transportation and warehousing of personal consumption goods.....		FD	422211	152.223	151.154	150.777	151.126	151.358
Transportation and warehousing of private capital equipment.....		FD	422212	149.875	148.741	147.888	148.222	148.463
Transportation and warehousing of government purchased goods.....		FD	42222	152.172	151.023	151.388	151.626	152.009
Transportation and warehousing of exports.....		FD	42223	159.522	158.462	158.076	158.606	158.944
Final demand services less trade, transportation, and warehousing.....		FD	421	132.321	132.965	133.784	134.102	134.282
Finished services less trade, transportation, and warehousing ²		FD	4211	132.584	133.228	134.058	134.299	134.488
Finished consumer services less trade, transportation, and warehousing.....		FD	42111	131.919	132.527	133.392	133.487	133.690
Private capital investment services less trade, transportation, and warehousing.....		FD	42112	138.886	139.815	140.377	141.770	141.851
Government purchased services less trade, transportation, and warehousing.....		FD	4212	123.472	123.978	124.663	125.260	125.239
Gov. purchased services less trade, transportation, and warehousing, excl. capital investment.....		FD	42121	124.036	124.549	125.272	125.859	125.852
Government purchased capital investment services less trade, transportation, and warehousing.....		FD	42122	109.459	109.849	109.946	110.670	110.449
Services for export less trade, transportation, and warehousing.....		FD	4213	139.457	140.250	141.076	142.195	142.474
Final demand construction.....		FD	43	176.687	176.745	174.607	174.832	174.931
Construction for private capital investment.....		FD	431	180.975	181.070	178.761	179.021	179.148
Construction for government.....		FD	432	168.673	168.652	166.865	167.019	167.056
Final Demand Special Groupings								
Final demand less exports.....	04/10	FD	49101	138.473	138.776	139.583	140.454	140.864
Final demand less government.....	04/10	FD	49102	139.043	139.214	140.015	140.685	141.054
Final demand less foods, food and nonalcoholic beverages for immediate consumption, and energy ¹	04/10	FD	49103	139.079	139.038	139.877	140.022	140.343
Final demand less foods and energy ⁴	04/10	FD	49104	138.782	138.808	139.617	139.829	140.137
Final demand less foods and food and nonalcoholic beverages for immediate consumption ⁴	04/10	FD	49105	138.613	138.723	139.614	140.469	140.880

See footnotes at end of table.

Table 5. Producer price indexes for Final Demand-Intermediate Demand groupings, not seasonally adjusted — Continued

[September 2023, Index base Nov. 2009=100, unless otherwise indicated]

Title	Other index base	Commodity code		Unadjusted index ¹				
		Group code	Item code	May 2023	June 2023 ^P	July 2023 ^P	Aug. 2023 ^P	Sept. 2023 ^P
Final demand less foods ⁴	04/10	FD	49106	138.292	138.456	139.315	140.192	140.585
Final demand less energy.....	04/10	FD	49107	139.190	139.234	139.973	140.137	140.454
Final demand less trade services.....	01/10	FD	49108	136.733	137.272	137.721	138.586	138.768
Final demand less distributive services ⁵	01/10	FD	49109	136.170	136.778	137.264	138.149	138.328
Final demand goods less energy.....	01/10	FD	49111	141.486	141.376	141.253	141.173	141.298
Final demand goods less foods.....	04/10	FD	49112	137.228	137.575	137.931	140.546	140.963
Final demand services less trade services.....	04/10	FD	49113	132.733	133.409	134.107	134.264	134.297
Final demand distributive services ⁵	04/10	FD	49114	149.168	147.773	149.675	150.152	151.345
Final demand goods plus final demand distributive services ⁵	04/10	FD	49115	142.946	142.569	143.488	144.879	145.623
Final demand less foods, energy, and trade services ⁴	08/13	FD	49116	127.586	127.972	128.361	128.491	128.522
Private and government purchased capital equipment.....	08/13	FD	49117	127.704	127.775	128.109	128.208	128.235
Private and government purchased capital investment services.....	08/13	FD	49118	132.888	132.014	134.380	135.264	136.815
Total private and government purchased capital investment.....	08/13	FD	49119	134.034	133.632	134.673	135.176	135.969
Total finished ²	01/10	FD	49201	139.535	139.851	140.675	141.412	141.791
Total finished less foods, food and nonalcoholic beverages for immediate consumption, and energy ^{2, 4}	12/10	FD	49202	138.401	138.526	139.365	139.599	139.942
Total finished less foods and energy ^{2, 4}	01/10	FD	49203	139.238	139.363	140.203	140.444	140.790
Total finished less foods and food and nonalcoholic beverages for immediate consumption ^{2, 4}	12/10	FD	49204	137.671	137.959	138.859	139.625	139.978
Total finished less foods ^{2, 4}	01/10	FD	49205	139.056	139.345	140.250	141.025	141.383
Total finished less energy ²	01/10	FD	49206	139.746	139.908	140.667	140.895	141.265
Finished goods ²	00/82	FD	49207	252.855	254.356	255.202	259.156	259.745
Finished goods less energy ²	00/82	FD	49208	250.787	251.209	251.269	251.521	251.991
Finished goods, excluding foods ^{2, 4}	00/82	FD	49209	249.196	250.706	252.077	257.043	257.426
Finished services ²	01/10	FD	49210	137.589	137.733	138.752	139.001	139.403
Private capital investment services.....	04/10	FD	49211	142.952	142.116	144.526	145.488	147.088
Finished distributive services ^{2, 5}	04/10	FD	49212	147.584	146.363	147.851	148.410	149.546
Finished services less trade services ²	04/10	FD	49213	132.571	133.242	133.972	134.089	134.159
Finished services less distributive services ^{2, 5}	04/10	FD	49214	131.778	132.546	133.342	133.447	133.508
Total private capital investment (goods, services, and construction).....	04/10	FD	49215	141.992	141.587	142.757	143.323	144.192
Finished goods plus finished distributive services ²	04/10	FD	49216	144.143	143.987	144.949	146.359	147.077
Total exports.....	04/10	FD	49301	139.746	139.078	139.760	140.059	140.379
Goods for export.....	00/82	FD	49302	233.626	232.110	231.517	232.140	232.479
Services for export.....	04/10	FD	49303	149.175	148.784	150.917	151.135	151.636
Total government purchases.....	04/10	FD	49401	134.947	135.139	135.815	138.034	138.759
Government purchased goods.....	00/82	FD	49402	227.165	227.675	227.782	236.225	238.841
Government purchased services.....	04/10	FD	49403	131.699	131.841	133.443	133.762	133.938
Total government purchased capital investment (goods, services, construction).....	08/13	FD	49404	132.049	131.513	132.088	132.360	132.947
Government purchases, defense.....	05/15	FD	49405	120.970	121.123	122.160	124.729	125.798
Government purchases, non-defense.....	05/15	FD	49406	129.914	130.114	130.569	132.432	132.941
Personal consumption.....	01/10	FD	49501	138.890	139.371	140.116	140.891	141.158
Personal consumption goods (finished consumer goods).....	00/82	FD	49502	270.195	272.301	273.278	278.900	279.727
Personal consumption goods less energy.....	00/82	FD	49503	270.712	271.320	271.066	271.387	272.120
Personal consumption goods less foods.....	00/82	FD	49504	270.816	273.184	275.062	283.006	283.598
Personal consumption nondurable goods less foods.....	00/82	FD	49508	305.725	309.176	311.801	323.186	323.946
Personal consumption services.....	04/10	FD	49505	136.245	136.539	137.341	137.480	137.695
Personal consumption less trade services.....	04/10	FD	49506	135.470	136.262	136.963	137.768	137.939
Personal consumption less distributive services ⁵	04/10	FD	49507	135.096	135.954	136.694	137.517	137.686
Personal consumption less foods and energy.....	04/14	FD	49510	127.760	128.005	128.700	128.842	129.034
Personal consumption less foods, energy, and trade services ³	04/14	FD	49511	124.465	125.000	125.652	125.657	125.726
Personal consumption less foods, energy, and distributive services ⁵	04/14	FD	49512	124.324	124.926	125.624	125.616	125.679
Personal consumption goods plus personal consumption distributive services ⁵	08/13	FD	49509	132.581	132.713	133.287	134.896	135.365
Intermediate Demand by Commodity Type								
Processed goods								
Processed goods for intermediate demand.....	00/82	ID6	1	256.485	256.583	255.535	260.094	261.012
Materials and components for manufacturing.....	00/82	ID6	11	236.743	235.302	232.965	232.575	232.189
Materials for manufacturing.....		ID6	111	148.428	146.987	144.582	144.213	143.826
Materials for food manufacturing.....	00/82	ID6	1111	249.039	246.279	245.906	248.625	251.364
Materials for nondurable manufacturing.....	00/82	ID6	1112	270.271	266.443	261.437	260.449	261.044
Materials for durable manufacturing.....	00/82	ID6	1113	291.537	290.322	284.657	282.765	278.862
Components for manufacturing.....	00/82	ID6	112	187.680	187.669	187.801	187.756	187.755
Components for nondurable manufacturing.....		ID6	1121	147.336	146.592	145.931	145.570	144.672
Components for durable manufacturing.....		ID6	1122	132.393	132.419	132.548	132.531	132.571
Materials and components for construction.....	00/82	ID6	12	350.461	350.137	351.042	351.718	351.984
Materials for construction.....		ID6	121	166.507	166.303	167.131	167.669	167.713
Components for construction.....		ID6	122	178.299	178.176	178.301	178.463	178.669
Processed fuels and lubricants for intermediate demand.....	00/82	ID6	13	236.847	241.882	241.981	265.471	270.905
Processed fuels and lubricants to manufacturing industries.....	00/82	ID6	131	241.701	250.997	251.095	265.656	270.227

See footnotes at end of table.

Table 5. Producer price indexes for Final Demand-Intermediate Demand groupings, not seasonally adjusted — Continued

[September 2023, Index base Nov. 2009=100, unless otherwise indicated]

Title	Other index base	Commodity code		Unadjusted index ¹				
		Group code	Item code	May 2023	June 2023 ^P	July 2023 ^P	Aug. 2023 ^P	Sept. 2023 ^P
Processed fuels and lubricants to nonmanufacturing industries.....	00/82	ID6	132	235.590	239.278	239.376	265.732	271.446
Containers for intermediate demand.....	00/82	ID6	14	311.607	310.157	309.405	307.503	306.907
Supplies for intermediate demand.....	00/82	ID6	15	252.330	251.595	251.524	251.443	251.419
Supplies to manufacturing industries.....	00/82	ID6	151	247.560	247.044	246.510	245.806	245.366
Supplies to nonmanufacturing industries.....	00/82	ID6	152	251.068	250.304	250.306	250.322	250.363
Supplies to nonmanufacturing industries, feeds.....	00/82	ID6	1521	240.554	236.774	239.944	240.049	238.768
Supplies to nonmanufacturing industries, other than feeds.....	00/82	ID6	1522	254.454	254.081	253.667	253.671	253.885
Unprocessed goods								
Unprocessed goods for intermediate demand.....	00/82	ID6	2	249.973	247.337	249.934	251.582	257.768
Unprocessed foodstuffs and feedstuffs.....	00/82	ID6	21	231.442	234.017	227.276	221.115	220.249
Unprocessed nonfood materials.....	00/82	ID6	22	252.539	246.216	255.517	262.794	273.856
Unprocessed nonfood materials except fuel.....	00/82	ID6	221	325.479	315.065	320.540	332.358	348.761
Unprocessed nonfood materials except fuel to manufacturing industries.....	00/82	ID6	2211	300.935	290.746	296.042	307.417	323.318
Unprocessed nonfood materials except fuel to nonmanufacturing industries.....	00/82	ID6	2212	349.471	351.276	351.731	354.018	354.601
Unprocessed fuel.....	00/82	ID6	222	102.567	104.279	120.369	118.714	119.150
Unprocessed fuel to manufacturing industries.....	00/82	ID6	2221	208.750	210.757	219.058	221.813	223.528
Unprocessed fuel to nonmanufacturing industries.....	00/82	ID6	2222	99.509	101.253	118.240	116.290	116.667
Services								
Services for intermediate demand.....		ID6	3	145.325	145.520	146.365	146.640	146.876
Trade services for intermediate demand ⁵		ID6	33	171.638	170.148	173.655	173.015	173.030
Trade services for manufacturing industries.....	12/12	ID6	331	157.801	155.492	158.318	157.353	157.466
Trade services for nonmanufacturing industries.....	12/12	ID6	332	151.795	151.379	154.863	154.659	154.577
Transportation and warehousing services for intermediate demand.....		ID6	32	154.327	154.524	155.591	153.795	154.319
Transportation of passengers for intermediate demand.....		ID6	321	135.186	141.534	141.090	135.297	129.810
Transportation of passengers for manufacturing industries.....		ID6	3211	135.318	141.790	141.337	135.430	129.836
Transportation of passengers for nonmanufacturing industries.....		ID6	3212	135.232	141.565	141.122	135.342	129.867
Transportation and warehousing of goods for intermediate demand.....		ID6	322	156.437	156.055	157.267	155.844	156.934
Transportation and warehousing of goods for manufacturing industries.....	12/12	ID6	3221	129.492	128.437	128.700	129.107	129.341
Transportation and warehousing of goods for nonmanufacturing industries.....	12/12	ID6	3222	139.892	139.764	141.062	139.330	140.499
Services less trade, transportation, and warehousing for intermediate demand.....		ID6	31	136.642	137.199	137.422	138.269	138.499
Services less trade, transportation, and warehousing for manufacturing industries.....		ID6	311	128.298	128.237	128.730	128.940	128.705
Services less trade, transportation, and warehousing for nonmanufacturing industries.....		ID6	312	136.908	137.487	137.700	138.569	138.815
Construction								
Construction for intermediate demand.....		ID6	4	145.429	145.583	145.735	145.817	145.822
Intermediate Demand by Commodity Type Special Groupings								
Processed materials less foods and feeds.....	00/82	ID6	9111	257.654	258.006	256.804	261.640	262.485
Processed foods and feeds.....	00/82	ID6	9112	245.327	242.948	243.398	245.217	246.857
Processed energy goods.....	00/82	ID6	9113	237.946	243.002	243.101	266.708	272.168
Processed materials less energy.....	00/82	ID6	9118	258.022	256.881	255.561	255.314	255.087
Processed materials less foods and energy.....	00/82	ID6	9115	259.160	258.185	256.636	256.122	255.657
Intermediate distributive services ⁶	04/10	ID6	9116	162.593	161.600	164.070	163.103	163.580
Processed goods plus intermediate distributive services.....	04/10	ID6	9117	145.674	145.444	145.697	147.242	147.735
Unprocessed materials less agricultural products.....	00/82	ID6	9211	251.838	244.802	258.902	268.426	282.263
Unprocessed energy materials ⁷	00/82	ID6	9212	181.521	176.666	194.495	205.371	220.837
Unprocessed materials less energy.....	00/82	ID6	9213	289.973	289.296	278.759	272.604	270.599
Unprocessed nonfood materials less energy ⁸	00/82	ID6	9216	464.689	453.902	431.818	425.842	420.341
Intermediate Demand by Production Flow								
Stage 4 Intermediate Demand								
Stage 4 intermediate demand.....		ID5	4	147.768	148.071	148.631	149.448	149.720
Inputs to stage 4 goods producers.....		ID5	41	146.853	146.271	146.100	145.891	145.771
Goods.....		ID5	411	140.475	140.287	139.533	139.162	138.833
Foods.....		ID5	4111	152.024	151.136	146.956	146.457	144.858
Energy.....		ID5	4112	140.123	145.144	145.215	150.153	155.242
Goods excluding foods and energy.....		ID5	4113	138.818	138.689	138.452	138.052	137.867
Services.....		ID5	412	168.082	166.191	167.956	168.288	168.863
Trade services.....		ID5	4123	180.342	177.442	179.882	180.422	181.358
Transportation and warehousing services.....		ID5	4122	134.948	135.295	135.027	134.494	133.937
Transportation of passengers.....		ID5	41221	135.340	141.817	141.364	135.453	129.854
Transportation and warehousing of goods.....		ID5	41222	143.808	142.967	142.718	143.211	143.613
Services less trade, transportation, and warehousing.....		ID5	4121	129.579	130.028	130.354	130.335	130.185
Inputs to stage 4 services producers.....		ID5	42	144.293	145.139	146.130	147.353	147.878

See footnotes at end of table.

Table 5. Producer price indexes for Final Demand-Intermediate Demand groupings, not seasonally adjusted — Continued

[September 2023, Index base Nov. 2009=100, unless otherwise indicated]

Title	Other index base	Commodity code		Unadjusted index ¹				
		Group code	Item code	May 2023	June 2023 ^P	July 2023 ^P	Aug. 2023 ^P	Sept. 2023 ^P
Goods.....		ID5	421	144.424	146.975	147.153	148.690	149.168
Foods.....		ID5	4211	147.672	148.300	148.196	149.138	150.371
Energy.....		ID5	4212	136.224	144.104	144.666	149.439	150.322
Goods excluding foods and energy.....		ID5	4213	147.365	147.358	147.396	147.204	147.207
Services.....		ID5	422	144.031	144.308	145.569	146.687	147.227
Trade services.....		ID5	4223	160.590	158.678	162.914	162.845	163.265
Transportation and warehousing services.....		ID5	4222	149.663	150.028	151.601	149.892	150.179
Transportation of passengers.....		ID5	42221	134.822	141.236	140.788	134.934	129.390
Transportation and warehousing of goods.....		ID5	42222	152.809	152.141	154.066	153.059	154.344
Services less trade, transportation, and warehousing.....		ID5	4221	140.643	141.144	142.045	143.576	144.152
Construction.....		ID5	423	145.429	145.583	145.735	145.817	145.822
Inputs to stage 4 construction producers.....		ID5	43	161.784	161.803	162.194	163.600	163.688
Goods.....		ID5	431	166.186	166.230	166.516	168.750	168.932
Energy.....		ID5	4312	153.300	153.896	154.278	173.972	175.867
Goods excluding foods and energy.....		ID5	4313	171.290	171.278	171.561	172.079	172.093
Services.....		ID5	432	150.471	150.429	151.076	150.434	150.290
Trade services.....		ID5	4323	168.626	168.846	170.469	168.811	168.274
Transportation and warehousing services.....		ID5	4322	146.334	145.483	144.793	144.958	145.075
Transportation of passengers.....		ID5	43221	141.078	147.817	147.346	141.195	135.370
Transportation and warehousing of goods.....		ID5	43222	147.238	146.197	145.498	145.818	146.080
Services less trade, transportation, and warehousing.....		ID5	4321	131.181	131.218	131.510	131.455	131.555
Stage 3 Intermediate Demand								
Stage 3 intermediate demand.....		ID5	3	146.471	146.347	145.335	146.354	146.892
Inputs to stage 3 goods producers.....		ID5	31	158.126	157.725	154.799	154.042	153.935
Goods.....		ID5	311	154.160	154.029	150.208	149.591	149.572
Foods.....		ID5	3111	169.783	171.416	163.601	162.097	162.870
Energy.....		ID5	3112	134.450	136.515	135.157	144.189	147.852
Goods excluding foods and energy.....		ID5	3113	152.958	151.918	149.590	148.768	148.180
Services.....		ID5	312	162.789	161.385	162.067	160.824	160.389
Trade services.....		ID5	3123	170.393	168.192	169.710	167.308	166.502
Transportation and warehousing services.....		ID5	3122	148.834	148.172	147.409	147.512	147.582
Transportation of passengers.....		ID5	31221	144.098	150.991	150.509	144.218	138.261
Transportation and warehousing of goods.....		ID5	31222	148.885	147.802	147.025	147.485	147.891
Services less trade, transportation, and warehousing.....		ID5	3121	133.884	133.864	134.443	134.572	134.455
Inputs to stage 3 services producers.....		ID5	32	136.813	136.883	137.221	139.539	140.539
Goods.....		ID5	321	121.298	120.961	120.267	134.063	137.651
Foods.....		ID5	3211	157.344	155.114	155.228	156.996	156.147
Energy.....		ID5	3212	118.158	117.755	116.794	139.548	145.480
Goods excluding foods and energy.....		ID5	3213	135.759	135.544	135.231	135.199	135.193
Services.....		ID5	322	140.698	140.874	141.485	140.811	141.141
Trade services.....		ID5	3223	191.680	193.465	199.008	198.109	197.080
Transportation and warehousing services.....		ID5	3222	160.738	161.291	163.043	159.978	161.682
Transportation of passengers.....		ID5	32221	104.381	104.637	104.619	104.386	104.165
Transportation and warehousing of goods.....		ID5	32222	161.230	161.786	163.547	160.467	162.180
Services less trade, transportation, and warehousing.....		ID5	3221	132.628	132.604	132.606	132.597	132.635
Construction.....		ID5	323	145.429	145.583	145.735	145.817	145.822
Inputs to stage 3 construction producers.....		ID5	33	138.662	138.958	140.440	140.736	141.388
Goods.....		ID5	331	134.463	134.182	134.260	134.174	134.070
Goods excluding foods and energy.....		ID5	3313	171.338	170.980	171.079	170.969	170.837
Services.....		ID5	332	162.044	163.065	166.414	167.203	168.841
Trade services.....		ID5	3323	166.343	167.545	171.232	172.068	173.906
Transportation and warehousing services.....		ID5	3322	114.059	113.099	112.842	113.657	114.178
Transportation and warehousing of goods.....		ID5	33222	120.394	119.380	119.109	119.969	120.519
Services less trade, transportation, and warehousing.....		ID5	3321	125.877	125.584	126.368	126.491	126.056
Stage 2								
Stage 2 intermediate demand.....		ID5	2	133.462	132.373	134.651	135.769	137.502
Inputs to stage 2 goods producers.....		ID5	21	120.773	118.503	122.769	124.481	127.531
Goods.....		ID5	211	115.600	112.944	117.780	120.162	124.282
Foods.....		ID5	2111	164.038	159.046	163.906	158.106	156.910
Energy.....		ID5	2112	80.189	77.896	86.245	91.199	98.094
Goods excluding foods and energy.....		ID5	2113	147.047	144.764	142.535	141.926	141.703
Services.....		ID5	212	149.659	148.394	151.281	150.970	150.833
Trade services.....		ID5	2123	168.776	165.893	171.784	170.246	169.935
Transportation and warehousing services.....		ID5	2122	166.408	165.241	168.126	168.011	168.072
Transportation of passengers.....		ID5	21221	135.752	141.954	141.520	135.860	130.500
Transportation and warehousing of goods.....		ID5	21222	168.212	166.684	169.736	169.891	170.216
Services less trade, transportation, and warehousing.....		ID5	2121	136.131	136.443	136.321	137.191	137.041
Construction.....		ID5	213	145.429	145.583	145.735	145.817	145.822

See footnotes at end of table.

Table 5. Producer price indexes for Final Demand-Intermediate Demand groupings, not seasonally adjusted — Continued

[September 2023, Index base Nov. 2009=100, unless otherwise indicated]

Title	Other index base	Commodity code		Unadjusted index ¹				
		Group code	Item code	May 2023	June 2023 ^P	July 2023 ^P	Aug. 2023 ^P	Sept. 2023 ^P
Inputs to stage 2 services producers.....		ID5	22	144.531	144.951	144.674	145.013	145.045
Goods.....		ID5	221	144.791	144.587	144.277	145.024	145.204
Foods.....		ID5	2211	119.802	116.846	115.546	113.610	113.495
Energy.....		ID5	2212	149.238	147.443	147.115	166.040	168.716
Goods excluding foods and energy.....		ID5	2213	145.144	145.081	144.785	144.370	144.391
Services.....		ID5	222	144.059	144.561	144.278	144.572	144.587
Trade services.....		ID5	2223	184.433	183.136	181.980	184.887	182.788
Transportation and warehousing services.....		ID5	2222	145.057	147.601	147.169	138.511	140.487
Transportation of passengers.....		ID5	22221	135.765	142.214	141.763	135.877	130.303
Transportation and warehousing of goods.....		ID5	22222	147.337	149.169	148.739	139.534	142.915
Services less trade, transportation, and warehousing.....		ID5	2221	142.960	143.397	143.165	144.000	143.968
Construction.....		ID5	223	145.429	145.583	145.735	145.817	145.822
Stage 1 Intermediate Demand								
Stage 1 intermediate demand.....		ID5	1	144.720	144.812	144.738	146.200	146.360
Inputs to stage 1 goods producers.....		ID5	11	146.174	145.123	144.027	144.053	143.447
Goods.....		ID5	111	144.928	143.990	141.673	142.346	141.688
Foods.....		ID5	1111	159.914	158.222	150.934	147.837	142.961
Energy.....		ID5	1112	121.169	122.965	123.308	130.683	133.342
Goods excluding foods and energy.....		ID5	1113	151.823	150.328	148.156	147.867	147.109
Services.....		ID5	112	153.474	152.077	154.401	152.603	152.125
Trade services.....		ID5	1123	168.379	165.652	169.018	165.819	165.159
Transportation and warehousing services.....		ID5	1122	156.891	156.044	156.312	156.450	155.346
Transportation of passengers.....		ID5	11221	135.314	141.790	141.337	135.427	129.829
Transportation and warehousing of goods.....		ID5	11222	160.454	157.790	158.234	159.879	159.910
Services less trade, transportation, and warehousing.....		ID5	1121	109.251	109.667	110.603	110.571	110.491
Construction.....		ID5	113	145.429	145.583	145.735	145.817	145.822
Inputs to stage 1 services producers.....		ID5	12	143.005	143.854	144.331	146.406	146.877
Goods.....		ID5	121	143.743	144.102	143.381	149.126	150.426
Foods.....		ID5	1211	150.825	131.567	131.437	131.964	130.690
Energy.....		ID5	1212	148.371	149.999	147.804	166.252	170.031
Goods excluding foods and energy.....		ID5	1213	149.396	149.307	149.241	149.318	149.531
Services.....		ID5	122	142.036	143.087	144.067	144.584	144.705
Trade services.....		ID5	1223	172.258	172.308	175.100	175.245	174.631
Transportation and warehousing services.....		ID5	1222	142.127	143.854	144.781	142.957	141.450
Transportation of passengers.....		ID5	12221	135.233	141.705	141.252	135.346	129.752
Transportation and warehousing of goods.....		ID5	12222	160.954	160.346	162.104	162.252	162.755
Services less trade, transportation, and warehousing.....		ID5	1221	137.400	138.441	139.239	140.119	140.542
Construction.....		ID5	123	145.429	145.583	145.735	145.817	145.822
Inputs to stage 1 construction producers.....		ID5	13	160.082	159.861	160.094	162.871	163.761
Goods.....		ID5	131	162.156	161.698	161.272	164.992	165.800
Energy.....		ID5	1312	130.033	125.508	119.602	149.841	156.076
Goods excluding foods and energy.....		ID5	1313	168.678	168.705	168.936	169.505	169.668
Services.....		ID5	132	156.012	156.374	158.221	158.702	159.801
Trade services.....		ID5	1323	164.222	165.106	167.932	168.507	169.933
Transportation and warehousing services.....		ID5	1322	121.370	120.397	119.647	119.897	120.032
Transportation and warehousing of goods.....		ID5	13222	125.542	124.536	123.760	124.018	124.158
Services less trade, transportation, and warehousing.....		ID5	1321	137.861	137.715	138.425	138.372	139.530
Intermediate Demand by Production Flow Special Groupings								
Total goods inputs to stage 4 intermediate demand.....	04/10	ID5	9411	143.761	144.432	144.178	144.899	144.917
Total services inputs to stage 4 intermediate demand.....	04/10	ID5	9412	147.747	147.712	148.995	149.877	150.371
Total construction inputs to stage 4 intermediate demand.....	04/10	ID5	9413	144.224	144.377	144.528	144.609	144.614
Total foods inputs to stage 4 intermediate demand.....	04/10	ID5	9414	146.862	146.631	144.256	144.374	144.000
Total energy goods inputs to stage 4 intermediate demand.....	04/10	ID5	9415	127.615	133.694	134.168	140.730	141.819
Total goods less foods and energy inputs to stage 4 intermediate demand.....	04/10	ID5	9416	146.885	146.810	146.754	146.617	146.519
Total goods inputs to stage 3 intermediate demand.....	04/10	ID5	9311	138.411	138.234	135.407	138.313	139.166
Total services inputs to stage 3 intermediate demand.....	04/10	ID5	9312	143.457	143.379	144.023	143.273	143.488
Total construction inputs to stage 3 intermediate demand.....	04/10	ID5	9313	144.224	144.377	144.528	144.609	144.614
Total foods inputs to stage 3 intermediate demand.....	04/10	ID5	9314	151.021	152.445	145.550	144.236	144.912
Total energy goods inputs to stage 3 intermediate demand.....	04/10	ID5	9315	118.314	118.285	117.283	137.565	143.046
Total goods less foods and energy inputs to stage 3 intermediate demand.....	04/10	ID5	9316	144.190	143.331	141.450	140.795	140.329
Total goods inputs to stage 2 intermediate demand.....	04/10	ID5	9211	112.919	110.633	114.728	116.834	120.367
Total services inputs to stage 2 intermediate demand.....	04/10	ID5	9212	145.861	145.946	146.414	146.566	146.545
Total construction inputs to stage 2 intermediate demand.....	04/10	ID5	9213	144.224	144.377	144.528	144.609	144.614
Total foods inputs to stage 2 intermediate demand.....	04/10	ID5	9214	164.427	159.434	164.225	158.449	157.263
Total energy goods inputs to stage 2 intermediate demand.....	04/10	ID5	9215	79.284	77.044	85.122	90.128	96.832
Total goods less foods and energy inputs to stage 2 intermediate demand.....	04/10	ID5	9216	138.237	136.573	134.897	134.366	134.209
Total goods inputs to stage 1 intermediate demand.....	04/10	ID5	9111	131.001	130.626	129.326	131.891	132.109

See footnotes at end of table.

Table 5. Producer price indexes for Final Demand-Intermediate Demand groupings, not seasonally adjusted — Continued

[September 2023, Index base Nov. 2009=100, unless otherwise indicated]

Title	Other index base	Commodity code		Unadjusted index ¹				
		Group code	Item code	May 2023	June 2023 ^p	July 2023 ^p	Aug. 2023 ^p	Sept. 2023 ^p
Total services inputs to stage 1 intermediate demand.....	04/10	ID5	9112	144.171	144.745	146.011	146.119	146.198
Total construction inputs to stage 1 intermediate demand.....	04/10	ID5	9117	144.224	144.377	144.528	144.609	144.614
Total foods inputs to stage 1 intermediate demand.....	04/10	ID5	9114	150.178	148.179	141.491	138.663	134.161
Total energy goods inputs to stage 1 intermediate demand.....	04/10	ID5	9115	130.959	132.079	130.649	145.081	148.494
Total goods less foods and energy inputs to stage 1 intermediate demand.....	04/10	ID5	9116	128.123	127.503	126.650	126.652	126.428

¹ All indexes are subject to revision for 4 months after their originally scheduled publication to incorporate late reports and corrections by survey respondents. In addition, seasonally adjusted indexes are subject to change for up to 5 years due to the recalculation of seasonal factors published each January.

² PPI defines Total finished as including only the personal consumption and private capital investment portions of final demand.

³ Trade indexes measure changes in margins received by wholesalers and retailers.

⁴ The PPI definition of foods does not include food and beverages for immediate consumption. PPI defines food and beverages for immediate consumption as the service of preparing meals, snacks, and beverages to customer order for immediate on-premises and off-premises consumption.

⁵ Distributive services include transportation, warehousing, and trade of goods.

⁶ Includes intermediate trade, transportation, and warehousing services.

⁷ Includes crude petroleum.

⁸ Excludes crude petroleum.

p Preliminary

“-” Data not available.

Table 6. Producer price index percentage changes for selected aggregate commodity and service groupings, not seasonally adjusted
 [September 2023]

Title	Commodity code		Unadjusted 12-month percent change ¹	Unadjusted 1-month percent change ¹				
	Group code	Item code		Sept. 2022 to Sept. 2023 ^P	Apr. to May	May to June ^P	June to July ^P	July to Aug. ^P
Goods								
All commodities.....	00	000000	-3.3	-1.3	0.1	0.0	1.5	0.5
Farm products, processed foods and feeds.....	PFF	PLUS02	-3.3	-1.6	0.3	-0.9	-0.6	0.2
Farm products.....	01	—	-11.2	-5.5	1.6	-2.9	-3.0	-1.1
Processed foods and feeds.....	02	—	0.4	0.2	-0.2	-0.1	0.4	0.8
Industrial commodities.....	IND	THRU15	-3.2	-1.2	0.0	0.2	2.0	0.6
Textile products and apparel.....	03	—	-1.7	-0.4	-0.1	0.2	-0.6	0.9
Hides, skins, leather, and related products.....	04	—	0.8	0.1	-0.7	0.8	0.5	0.1
Fuels and related products and power.....	05	—	-10.2	-4.6	1.2	2.0	8.2	2.4
Chemicals and allied products.....	06	—	-5.5	-0.9	-0.9	-1.3	-0.3	0.1
Rubber and plastic products.....	07	—	-3.4	-0.2	-0.6	-0.4	-0.2	-0.3
Lumber and wood products.....	08	—	-7.8	-0.2	-0.6	0.3	-1.2	-0.2
Pulp, paper, and allied products.....	09	—	-0.6	-0.1	-0.2	-0.2	0.2	0.0
Metals and metal products.....	10	—	-3.0	0.5	-0.9	-1.5	-0.5	-0.9
Machinery and equipment.....	11	—	4.2	0.1	0.1	0.3	0.2	0.1
Furniture and household durables.....	12	—	2.4	0.1	0.0	0.1	0.2	0.2
Nonmetallic mineral products.....	13	—	5.7	0.3	0.2	0.1	0.3	0.3
Transportation equipment.....	14	—	2.1	0.2	0.0	0.2	0.0	0.1
Miscellaneous products.....	15	—	5.3	1.0	0.0	0.3	0.5	0.2
Industrial commodities less fuels.....	ILF	T15M05	-0.3	0.0	-0.3	-0.4	-0.1	-0.1
Other commodity groupings								
Petroleum products, refined.....	05	7	-5.9	-6.7	-1.2	-0.2	17.6	2.5
Industrial chemicals.....	06	1	-11.8	-1.8	-1.5	-2.6	-1.1	0.2
Rubber and rubber products.....	07	1	-0.6	-0.4	-0.7	-0.8	0.0	0.1
Lumber.....	08	1	-13.7	0.1	-1.4	2.3	-3.7	-0.7
Iron and steel.....	10	1	-7.8	2.4	-2.0	-3.9	-0.5	-2.4
Nonferrous metals.....	10	2	-1.7	-0.4	-1.4	-1.2	-1.0	-0.3
General purpose machinery and equipment.....	11	4	6.0	0.5	0.0	0.4	0.0	0.3
Electrical machinery and equipment.....	11	7	2.2	-0.5	0.3	0.2	0.2	0.0
Electronic components and accessories.....	11	78	0.1	-1.0	0.2	0.1	0.1	-0.2
Aircraft and aircraft equipment.....	14	2	3.7	0.4	0.2	0.1	0.0	0.0
Services and construction								
Transportation services.....	30	—	-3.6	-0.7	0.4	0.2	-0.6	-0.6
Services related to transportation activities.....	31	—	-9.2	0.0	1.2	0.1	-5.0	2.0
Warehousing, storage, and related activities.....	32	—	4.9	-2.2	-1.3	1.5	-0.7	1.7
Publishing sales, excluding software.....	33	—	3.1	0.1	0.4	0.2	-0.4	0.2
Software publishing.....	34	—	2.0	0.5	0.5	-0.3	0.9	0.0
Network compensation from broadcast and cable television and radio.....	35	—	0.5	0.2	-0.3	0.0	0.0	0.0
Advertising space and time sales.....	36	—	-1.6	0.3	-0.9	-1.2	-1.9	-0.2
Telecommunication, cable, and internet user services.....	37	—	2.5	-0.1	0.1	-0.1	0.4	-0.9
Data processing and related services.....	38	—	1.9	0.1	0.3	0.3	0.1	-0.2
Credit intermediation services (partial).....	39	—	19.7	-0.5	1.2	-1.5	2.0	2.1
Investment services.....	40	—	14.5	0.5	-0.2	3.6	1.4	0.1
Insurance and annuities.....	41	—	3.6	0.1	1.0	0.0	0.2	0.1
Commissions and fees from sales and administration of insurance policies (partial).....	42	—	0.5	0.1	0.1	-0.5	0.0	0.0
Real estate services (partial).....	43	—	3.3	0.5	1.1	0.1	2.2	1.2
Rental and leasing of goods (partial).....	44	—	-1.1	-0.8	1.9	1.4	-0.5	-2.3
Professional services (partial).....	45	—	4.6	-0.1	0.5	0.4	0.0	0.0
Employment services.....	46	—	0.2	-0.1	-0.2	0.1	-0.2	-0.4
Travel arrangement services.....	47	—	4.7	0.2	0.5	0.9	2.4	-0.4
Selected security services (partial).....	48	—	7.3	2.1	0.1	0.2	2.6	-0.1
Cleaning and building maintenance services (partial).....	49	—	2.0	-0.2	0.0	-0.1	0.0	0.0
Waste collection and remediation services (partial).....	50	—	9.7	-0.2	-0.4	-0.1	0.4	0.8
Health care services.....	51	—	3.0	0.1	0.0	0.6	0.1	0.1
Accommodation services.....	53	—	6.1	-2.8	7.1	0.9	-4.5	-1.7
Food and beverages for immediate consumption services (partial).....	54	—	3.4	0.0	0.1	0.2	0.7	0.4
Repair and maintenance services (partial).....	55	—	6.1	-0.1	0.1	0.4	1.3	0.1
Entertainment services (partial).....	56	—	0.6	-0.9	0.0	-0.1	-1.1	0.2
Wholesale trade services.....	57	—	4.4	0.1	-1.3	3.7	-0.4	0.8
Retail trade services.....	58	—	-0.9	0.2	-0.4	-1.4	1.0	0.5
Metal treatment services.....	59	—	5.0	1.1	-0.3	1.0	0.2	-0.4

See footnotes at end of table.

Table 6. Producer price index percentage changes for selected aggregate commodity and service groupings, not seasonally adjusted — Continued
 [September 2023]

Title	Commodity code		Unadjusted 12-month percent change ¹	Unadjusted 1-month percent change ¹				
	Group code	Item code		Sept. 2022 to Sept. 2023 ^p	Apr. to May	May to June ^p	June to July ^p	July to Aug. ^p
Mining services.....	60	—	2.1	-0.5	-0.1	0.0	0.4	-0.1
Contract work on textile products, apparel, and leather.....	61	—	5.4	-0.2	0.1	-0.1	-0.2	0.0
Construction (partial).....	80	—	3.5	0.2	0.0	-1.1	0.1	0.1

¹ All indexes are subject to revision for 4 months after their originally scheduled publication to incorporate late reports and corrections by survey respondents.

^p Preliminary

“—” Data not available.

NOTE: The term “(partial)” denotes incomplete coverage of the index category.

Table 7. Producer price index percentage changes for commodity and service groupings and individual items, not seasonally adjusted [September 2023]

Title	Commodity code		Unadjusted 12-month percent change ¹ Sept. 2022 to Sept. 2023 ^P	Unadjusted 1-month percent change ¹				
	Group code	Item code		Apr. to May	May to June ^P	June to July ^P	July to Aug. ^P	Aug. to Sept. ^P
Goods								
All commodities.....	00	000000	-3.3	-1.3	0.1	0.0	1.5	0.5
Industrial commodities.....	IND	THRU15	-3.2	-1.2	0.0	0.2	2.0	0.6
Farm products, processed foods and feeds.....	PFF	PLUS02	-3.3	-1.6	0.3	-0.9	-0.6	0.2
Farm products.....	01	—	-11.2	-5.5	1.6	-2.9	-3.0	-1.1
Fruits & melons, fresh/dry vegs. & nuts.....	01	1	-14.9	-8.6	0.1	-2.6	-3.3	-6.3
Fresh fruits and melons.....	01	11	-2.6	-2.5	2.1	-10.2	4.7	0.2
Citrus fruits.....	01	1101	-2.0	7.4	-1.3	6.4	1.3	11.3
Grapefruits.....	01	110101	—	-2.5	-2.8	-7.0	-2.4	-2.9
Lemons.....	01	110104	48.3	7.1	4.9	10.9	3.4	12.6
Valencia oranges.....	01	110105	-8.2	—	—	2.6	0.9	16.0
Navel oranges.....	01	110106	—	17.3	9.4	9.3	—	—
Tangerines.....	01	110108	—	—	—	—	—	—
Other fruits and berries.....	01	1102	2.7	-4.0	2.5	-12.2	6.7	-2.7
Plums and fresh prunes.....	01	110201	-15.6	—	—	—	-21.0	9.5
Nectarines.....	01	110202	29.0	—	—	-20.8	-3.5	8.7
Cherries.....	01	110203	—	—	—	46.7	—	—
Apricots.....	01	110204	—	—	—	—	—	—
Avocados.....	01	110205	-3.4	-11.8	0.7	65.1	15.5	23.0
Granny Smith apples.....	01	110208	—	-0.6	14.9	15.1	—	—
Golden delicious apples.....	01	110211	—	-3.5	2.2	0.0	—	—
Red delicious apples.....	01	110215	30.2	-4.0	1.5	0.6	1.1	1.8
McIntosh apples.....	01	110216	4.6	0.0	0.0	3.9	0.0	-6.7
Peaches.....	01	110219	37.3	—	—	-6.6	-0.9	0.6
Gala apples.....	01	110220	-8.4	-5.4	-0.9	-0.6	3.6	-7.7
Pears.....	01	110221	-4.0	3.3	17.9	0.0	-2.3	-11.8
Strawberries.....	01	110222	-20.2	-50.0	-10.5	-11.8	80.0	-48.1
Raspberries.....	01	110224	61.5	—	—	—	-19.0	23.5
Blackberries.....	01	110225	-13.3	—	—	-33.3	63.6	-27.8
Blueberries.....	01	110227	—	—	-5.4	-63.0	-0.7	—
Grapes.....	01	110228	19.1	0.0	23.4	-15.1	-2.1	10.9
Table grapes.....	01	1102281	55.8	—	—	-37.8	-7.2	38.8
Wine grapes.....	01	1102283	5.6	0.0	0.0	0.0	0.0	0.0
Juice grapes.....	01	1102284	15.2	0.0	0.0	15.2	0.0	0.0
Fuji apples.....	01	110229	—	-3.5	-1.7	0.0	3.4	18.2
Empire apples.....	01	110230	—	0.0	0.0	0.0	—	—
Melons.....	01	1103	-11.4	-4.0	6.4	-24.8	-20.3	15.8
Cantaloupes.....	01	110301	2.7	—	—	-44.6	-32.6	86.5
Honeydews.....	01	110302	-37.2	—	—	—	—	15.4
Watermelons.....	01	110303	-13.9	-4.0	-2.2	-13.9	-10.8	-3.3
Fresh and dry vegetables.....	01	13	-27.6	-15.8	-0.8	3.5	-11.5	-13.9
Dry vegetables.....	01	1301	-6.1	-1.7	-1.7	-1.4	1.0	1.7
Dry beans.....	01	13011	-8.3	-0.2	-2.1	-0.1	-0.1	1.6
Dry pinto beans.....	01	130110	-9.7	0.0	-0.1	0.0	-0.5	2.7
Dry great northern beans.....	01	130111	20.0	0.0	0.0	0.0	0.0	5.0
Dry pea beans.....	01	130113	-17.4	—	-5.6	0.0	2.9	-1.6
Dry kidney beans.....	01	130114	-13.9	0.0	-6.4	0.0	-3.8	0.7
Dry garbanzo beans.....	01	130116	7.6	-0.2	0.0	0.0	0.0	2.4
Dry black beans.....	01	130117	-13.3	0.5	-5.3	-0.7	0.0	0.0
Dry peas and lentils.....	01	13012	-3.1	-3.9	-1.0	-3.2	2.7	1.9
Dry peas.....	01	130120	-17.4	-5.7	-2.7	-5.5	-0.7	0.3
Dry lentils.....	01	130121	32.0	0.0	2.4	1.1	9.0	4.4
Fresh vegetables, except potatoes.....	01	1302	-23.7	-25.9	-3.4	6.5	-9.2	-3.5
Cabbage.....	01	130211	-0.7	1.8	19.6	-11.7	-10.7	16.1
Carrots.....	01	130212	21.3	-1.6	0.0	0.0	4.0	0.0
Celery.....	01	130213	33.6	249.0	-11.0	56.5	-80.3	14.8
Sweet corn.....	01	130214	-21.8	7.0	12.5	26.5	-39.2	6.4
Lettuce.....	01	130215	-58.0	-49.5	-22.0	4.4	21.3	-35.6
Dry onions.....	01	130216	-40.4	17.3	39.2	0.4	-24.7	1.9
Tomatoes.....	01	130217	-5.8	122.4	0.5	-18.2	-15.6	54.5
Snap beans.....	01	130218	11.8	—	—	—	—	—
Asparagus.....	01	130221	—	—	-28.3	—	—	—
Broccoli.....	01	130222	-11.3	-70.3	18.3	34.0	-16.4	3.9

See footnotes at end of table.

Table 7. Producer price index percentage changes for commodity and service groupings and individual items, not seasonally adjusted — Continued
[September 2023]

Title	Commodity code		Unadjusted 12-month percent change ¹	Unadjusted 1-month percent change ¹				
	Group code	Item code		Sept. 2022 to Sept. 2023 ^P	Apr. to May	May to June ^P	June to July ^P	July to Aug. ^P
Cauliflower.....	01	130223	12.4	-76.0	-18.1	27.4	-30.7	92.4
Spinach.....	01	130224	-17.4	—	1.3	-5.7	25.7	-10.7
Greens.....	01	130225	-0.5	-0.6	6.6	-7.1	5.8	-7.5
Endive.....	01	130226	-8.1	—	0.0	-3.4	-19.4	-9.1
Green peppers.....	01	130228	-3.5	28.0	-25.1	-10.2	41.5	-29.2
Eggplant.....	01	130229	—	22.5	—	—	—	—
Squash.....	01	130231	61.0	-64.3	184.7	4.6	10.2	52.3
Beets.....	01	130232	-17.0	-1.1	1.5	0.0	-5.1	0.4
Cucumbers.....	01	130234	60.4	-16.2	-18.8	68.9	-7.6	13.6
Artichokes.....	01	130235	6.6	-11.5	-4.2	-12.8	-4.9	10.4
Pumpkins.....	01	130236	-2.2	—	—	—	—	—
Sweet potatoes.....	01	1303	-12.7	-3.7	4.4	-5.6	3.3	-0.5
Sweet potatoes.....	01	130301	-12.7	-3.7	4.4	-5.6	3.3	-0.5
Potatoes.....	01	1306	-46.1	0.8	2.8	0.9	-17.6	-34.0
Long white potatoes.....	01	130601	—	—	—	6.8	—	—
Round white potatoes.....	01	130602	—	-27.7	—	—	0.0	—
Russet potatoes.....	01	130603	-48.8	4.8	-0.1	0.5	-20.0	-34.6
Round red potatoes.....	01	130604	-31.4	-2.6	76.6	-7.3	-25.3	-23.9
Round yellow potatoes.....	01	130605	-3.2	—	—	—	—	-32.9
Tree nuts.....	01	19	-5.5	0.0	-2.8	0.7	2.1	-2.5
Tree nuts.....	01	1901	-5.5	0.0	-2.8	0.7	2.1	-2.5
Pecans.....	01	190101	0.0	0.0	0.0	0.0	0.0	0.0
Almonds.....	01	190102	-2.0	0.0	-4.1	0.0	3.2	-1.0
Filberts.....	01	190103	-1.1	0.0	-1.1	0.0	0.0	0.0
Walnuts.....	01	190104	-23.8	0.0	0.0	6.7	0.0	0.0
Macadamias.....	01	190105	-26.7	0.0	0.0	-26.7	0.0	0.0
Pistachios.....	01	190106	-16.7	0.0	0.0	0.0	0.0	-16.7
Grains.....	01	2	-32.5	-4.7	-0.1	-11.9	-6.9	-7.0
Wheat.....	01	21	-25.9	-3.3	-3.9	1.7	-7.9	-5.2
Wheat.....	01	2101	-25.9	-3.3	-3.9	1.7	-7.9	-5.2
Hard red winter wheat.....	01	210101	-25.5	-0.8	-8.7	2.3	-10.2	-3.7
Hard red spring wheat.....	01	210102	-22.5	-7.7	2.2	3.9	-7.2	-9.1
Soft white wheat.....	01	210103	-28.8	-7.0	8.5	-2.0	-8.0	-1.4
Soft red winter wheat.....	01	210104	-37.5	-4.7	-0.3	-1.7	-7.5	-7.8
Hard amber durum wheat.....	01	210105	25.4	-5.3	-3.7	10.2	34.8	-8.8
Other grains.....	01	22	-35.5	-5.1	0.6	-14.7	-7.2	-7.8
Barley.....	01	2201	-11.3	-7.2	-6.2	-7.0	2.7	-7.0
Barley.....	01	220101	-11.3	-7.2	-6.2	-7.0	2.7	-7.0
Corn.....	01	2202	-35.8	-5.0	0.7	-14.6	-7.4	-8.0
Corn.....	01	220205	-35.8	-5.0	0.7	-14.6	-7.4	-8.0
Oats.....	01	2203	4.9	3.5	5.2	1.4	5.4	6.8
Oats.....	01	220311	4.9	3.5	5.2	1.4	5.4	6.8
Sorghum.....	01	2205	-35.6	-7.7	0.8	-20.6	-6.1	-0.8
Sorghum.....	01	220501	-35.6	-7.7	0.8	-20.6	-6.1	-0.8
Rough rice.....	01	23	14.9	-1.7	-1.4	1.6	1.4	0.0
Rough rice.....	01	2301	14.9	-1.7	-1.4	1.6	1.4	0.0
Rough rice.....	01	230103	14.9	-1.7	-1.4	1.6	1.4	0.0
Long grain rough rice.....	01	2301031	4.3	-1.7	-2.4	1.2	0.6	0.0
Medium/short grain rough rice.....	01	2301032	41.8	-1.6	0.3	2.2	2.8	0.0
Livestock.....	01	3	20.6	0.1	10.5	2.1	0.5	-2.2
Slaughter cattle.....	01	31	29.9	-2.6	6.7	-0.1	1.6	-0.2
Slaughter steers and heifers.....	01	3101	29.2	-3.3	6.6	-1.2	1.5	-0.3
Slaughter steers and heifers.....	01	310199	29.2	-3.3	6.6	-1.2	1.5	-0.3
Slaughter cows and bulls.....	01	3102	34.8	0.6	7.5	4.7	1.9	0.1
Slaughter cows and bulls.....	01	310299	34.8	0.6	7.5	4.7	1.9	0.1
Slaughter vealers.....	01	3103	0.4	3.0	-0.7	1.3	1.3	2.4
Slaughter vealers.....	01	310399	0.4	3.0	-0.7	1.3	1.3	2.4
Slaughter hogs.....	01	32	-19.9	5.8	22.5	7.7	-3.1	-18.1
Slaughter barrows and gilts.....	01	3201	-19.8	7.1	22.5	7.1	-4.0	-18.1
Slaughter barrows and gilts.....	01	320199	-19.8	7.1	22.5	7.1	-4.0	-18.1
Slaughter sows.....	01	3202	-22.3	-48.8	18.8	64.7	55.3	-20.1
Slaughter sows.....	01	320299	-22.3	-48.8	18.8	64.7	55.3	-20.1
Slaughter lambs.....	01	33	38.6	-15.6	-1.4	-0.2	1.5	3.2

See footnotes at end of table.

Table 7. Producer price index percentage changes for commodity and service groupings and individual items, not seasonally adjusted — Continued
 [September 2023]

Title	Commodity code		Unadjusted 12-month percent change ¹	Unadjusted 1-month percent change ¹				
	Group code	Item code		Sept. 2022 to Sept. 2023 ^P	Apr. to May	May to June ^P	June to July ^P	July to Aug. ^P
Slaughter lambs.....	01	3301	38.6	-15.6	-1.4	-0.2	1.5	3.2
Slaughter lambs.....	01	330199	38.6	-15.6	-1.4	-0.2	1.5	3.2
Feeder and replacement cattle.....	01	34	41.1	0.9	9.0	1.3	1.5	4.7
Feeder and replacement cattle.....	01	3401	41.1	0.9	9.0	1.3	1.5	4.7
Feeder and replacement cattle.....	01	340199	41.1	0.9	9.0	1.3	1.5	4.7
Slaughter poultry.....	01	4	-10.1	1.2	-4.4	-11.1	-9.8	3.8
Slaughter chickens.....	01	41	-7.6	1.9	-4.0	-12.2	-10.1	5.1
Broilers and other meat type chickens.....	01	4102	-7.6	1.9	-4.0	-12.2	-10.1	5.1
Slaughter chickens.....	01	410299	-7.6	1.9	-4.0	-12.2	-10.1	5.1
Slaughter turkeys.....	01	42	-25.5	-2.8	-7.2	-6.0	-8.9	-3.1
Slaughter turkeys.....	01	4201	-25.5	-2.8	-7.2	-6.0	-8.9	-3.1
Slaughter turkeys.....	01	420199	-25.5	-2.8	-7.2	-6.0	-8.9	-3.1
Slaughter ducks.....	01	43	6.2	-1.1	0.0	0.0	0.0	0.0
Slaughter ducks.....	01	4301	6.2	-1.1	0.0	0.0	0.0	0.0
Slaughter ducks.....	01	430199	6.2	-1.1	0.0	0.0	0.0	0.0
Raw cotton.....	01	5	-25.3	-3.2	0.5	-1.1	4.6	1.6
Raw cotton.....	01	51	-25.3	-3.2	0.5	-1.1	4.6	1.6
Raw cotton.....	01	5101	-25.3	-3.2	0.5	-1.1	4.6	1.6
Raw cotton.....	01	510101	-25.3	-3.2	0.5	-1.1	4.6	1.6
Upland cotton.....	01	5101011	-24.0	-3.3	0.6	-1.1	4.1	1.7
Pima cotton.....	01	5101012	-40.0	-1.9	0.0	0.0	10.8	0.0
Raw milk.....	01	6	-8.2	-6.8	-7.3	-2.8	13.2	13.7
Raw milk.....	01	61	-8.2	-6.8	-7.3	-2.8	13.2	13.7
Raw milk.....	01	6101	-8.2	-6.8	-7.3	-2.8	13.2	13.7
Raw milk.....	01	610102	-8.2	-6.8	-7.3	-2.8	13.2	13.7
Chicken eggs.....	01	7	-44.9	-62.5	48.0	5.0	6.3	7.4
Chicken eggs.....	01	71	-44.9	-62.5	48.0	5.0	6.3	7.4
Eggs for fresh use.....	01	7107	-41.4	-53.4	33.8	0.3	9.8	8.1
Eggs, jumbo.....	01	710701	-37.9	-50.3	29.0	0.4	11.3	11.6
Eggs, extra large.....	01	710702	-40.8	-51.6	30.0	0.5	8.4	10.0
Eggs, large.....	01	710703	-41.4	-54.6	34.1	0.5	12.4	7.5
Eggs, medium.....	01	710704	-42.3	-51.9	39.7	-0.7	0.6	7.1
Eggs, small.....	01	710705	-46.8	-31.4	24.7	0.0	0.0	9.6
Breaker stock and checks and undergrades.....	01	7108	-50.7	-75.9	88.5	14.7	0.0	6.1
Breaker stock.....	01	710801	-50.8	-75.3	87.8	13.9	0.0	6.1
Checks and undergrades.....	01	710802	-50.5	-79.9	93.8	21.0	0.0	6.1
Hay, hayseeds, and oilseeds.....	01	8	-14.2	-3.1	-3.5	6.7	-9.9	-0.2
Hay and hayseeds.....	01	81	-23.6	3.4	4.1	0.3	-18.2	5.4
Hay and hayseeds.....	01	8101	-23.6	3.4	4.1	0.3	-18.2	5.4
Alfalfa hay.....	01	810101	-26.2	2.3	-9.8	-5.7	-14.5	9.0
All other hay.....	01	810102	-20.5	5.0	23.6	6.4	-21.6	1.8
Oilseeds.....	01	83	-12.7	-4.1	-4.8	7.8	-8.5	-1.0
Oilseeds.....	01	8301	-12.7	-4.1	-4.8	7.8	-8.5	-1.0
Peanuts.....	01	830111	6.4	1.8	10.6	0.7	-1.2	-6.3
Cottonseed.....	01	830121	-39.3	-2.7	-16.1	0.4	2.5	1.9
Soybeans.....	01	830131	-12.4	-4.4	-5.1	8.4	-9.2	-1.0
Flaxseed.....	01	830151	-20.0	-	-	-	8.2	5.7
Sunflower.....	01	830161	-24.3	-2.8	-8.4	0.5	-6.0	7.6
Canola.....	01	830171	-9.7	-1.4	-3.6	8.9	-5.1	-4.9
Miscellaneous oil crops.....	01	830181	6.1	-0.5	0.3	-0.5	-0.1	0.0
Processed foods and feeds.....	02	-	0.4	0.2	-0.2	-0.1	0.4	0.8
Cereal and bakery products.....	02	1	4.0	0.7	-0.1	-0.2	-0.1	0.3
Bakery products.....	02	11	5.0	0.3	0.4	-0.1	0.2	1.0
Bread (white, wheat, rye, etc.), including frozen.....	02	1102	4.5	-0.3	1.0	1.4	-0.5	1.1
Bread (white, wheat, rye, etc.), including frozen.....	02	110201	4.5	-0.3	1.0	1.4	-0.5	1.1
White pan bread.....	02	11020111	3.6	0.2	0.4	2.0	-1.3	1.0
White hearth bread (French, Italian, etc.).....	02	11020112	2.5	0.1	0.0	0.3	0.3	0.0
Dark wheat breads (whole wheat, cracked wheat, multigrain, etc.)....	02	11020113	6.8	1.5	1.5	3.2	0.0	-0.6
Other variety breads (rye, unleavened, raisin, potato, self-rising, salt-free, canned, etc.).....	02	11020114	5.6	-3.2	2.3	-0.7	-0.1	3.3

See footnotes at end of table.

Table 7. Producer price index percentage changes for commodity and service groupings and individual items, not seasonally adjusted — Continued
[September 2023]

Title	Commodity code		Unadjusted 12-month percent change ¹	Unadjusted 1-month percent change ¹				
	Group code	Item code	Sept. 2022 to Sept. 2023 ^P	Apr. to May	May to June ^P	June to July ^P	July to Aug. ^P	Aug. to Sept. ^P
Rolls (bread-type), muffins, bagels, and croissants.....	02	1105	5.9	-1.6	0.1	-1.6	0.9	1.6
Rolls (bread-type), muffins, bagels, and croissants.....	02	110505	5.9	-1.6	0.1	-1.6	0.9	1.6
Rolls, hamburger and wiener.....	02	11050501	3.8	-1.2	-2.8	-2.3	0.0	2.8
All other rolls, bread-type (incl. muffins, bagels, and croissants).....	02	11050502	7.1	-1.9	2.7	-1.0	1.6	0.7
Other sweet goods, excluding frozen.....	02	1107	11.2	1.7	0.0	0.0	0.0	0.2
Other sweet goods, excluding frozen.....	02	110703	11.2	1.7	0.0	0.0	0.0	0.2
Soft cakes, excluding frozen.....	02	1108	5.8	2.0	1.2	-0.4	0.7	2.3
Soft cakes, excluding frozen.....	02	110803	5.8	2.0	1.2	-0.4	0.7	2.3
Cookies, crackers, and related products.....	02	1121	2.8	2.2	0.0	0.0	0.1	0.0
Cookies, wafers, and ice cream cones and cups (excluding frozen).....	02	112103	3.9	3.4	0.0	0.0	0.1	0.0
Crackers, biscuits, and related products.....	02	112104	0.8	0.0	0.0	0.1	0.0	0.0
Saltines and all other crackers, cracker meal and crumbs, and biscuits.....	02	1121042	0.8	0.0	0.0	0.1	0.0	0.0
Retail bakery products, excluding retail trade.....	02	1130	5.3	0.3	0.0	0.0	-0.2	1.1
Retail bakery products, excluding retail trade.....	02	113001	5.3	0.3	0.0	0.0	-0.2	1.1
Flour and flour base mixes and doughs.....	02	12	-3.0	0.6	-1.7	0.1	-0.7	0.2
Wheat flour.....	02	1203	-8.1	1.2	-4.7	0.1	-2.5	0.7
Wheat flour.....	02	120301	-8.1	1.2	-4.7	0.1	-2.5	0.7
Flour base mixes and doughs.....	02	1204	0.1	0.2	0.0	0.1	0.3	-0.1
Flour base mixes and doughs.....	02	120401	0.1	0.2	0.0	0.1	0.3	-0.1
Prepared flour mixes, including refrigerated and frozen doughs and batters, made in flour mills.....	02	1204011	1.0	0.5	-0.2	-0.7	-0.2	0.0
Flour mixes, excluding cake mixes, made from purchased flour.....	02	1204013	0.0	0.1	0.1	0.2	0.4	-0.1
Milled rice and byproducts.....	02	13	3.5	-0.8	-0.1	-0.4	-0.9	-2.2
Head rice.....	02	1301	5.7	-1.0	-0.2	-0.6	-0.3	-0.7
Head rice.....	02	130106	5.7	-1.0	-0.2	-0.6	-0.3	-0.7
Head rice not packaged with other ingredients.....	02	1301066	4.2	-1.3	-0.3	-0.8	-0.4	-0.9
Milled rice (incl second heads, screenings, brewers, bran, sharps, rice flour, and byproducts).....	02	1302	0.7	-0.6	0.1	-0.2	-1.7	-4.0
Milled rice (incl second heads, screenings, brewers, bran, sharps, rice flour, and byproducts).....	02	130201	0.7	-0.6	0.1	-0.2	-1.7	-4.0
Cereal and pasta products.....	02	14	7.6	1.8	0.2	-0.4	-0.2	-0.6
Dry macaroni, spaghetti, and egg noodle products, made from purchased flour.....	02	1402	0.6	0.0	0.0	-2.0	0.0	0.0
Dry macaroni, spaghetti, and egg noodle products, made from purchased flour.....	02	140203	0.6	0.0	0.0	-2.0	0.0	0.0
Dry macaroni, spaghetti, and egg noodle products, made from purchased flour.....	02	14020303	0.6	0.0	0.0	-2.0	0.0	0.0
Cereal and mill products, other than flour.....	02	1409	9.2	2.2	0.2	-0.1	-0.2	-0.7
Manufactured starch, made by wet milling.....	02	140907	40.6	0.0	-0.2	-2.8	0.7	-1.3
Wheat mill products, corn mill products, and other grain mill products except flour.....	02	140908	-4.1	0.2	-0.8	-1.3	-1.1	-1.3
Wheat mill products, except flour.....	02	1409081	1.7	-0.3	-4.4	-0.1	-6.5	-1.2
Corn mill products.....	02	1409082	3.0	0.8	1.1	-1.2	3.0	-1.9
Other grain mill products.....	02	1409083	-15.1	-0.4	0.3	-3.5	-2.5	0.1
Breakfast cereal.....	02	140909	11.0	4.5	1.0	1.8	0.0	0.0
Meats, poultry, and fish.....	02	2	0.7	1.8	1.6	-0.2	-0.8	2.2
Meats.....	02	21	10.0	4.4	3.0	0.8	-1.0	0.7
Beef and veal products, fresh or frozen.....	02	2101	21.6	10.3	4.4	-4.1	-3.4	1.1
Beef, fresh/frozen variety meats, not canned or made into sausage, made in slaughtering plants.....	02	210126	17.9	9.1	0.1	-1.6	1.0	1.3
Beef, fresh/frozen whole/half carcass, not canned or made into sausage, misp.....	02	210131	24.7	-3.9	14.2	-8.7	5.0	0.6
Beef, fresh/frozen, primal and subprimal cuts, made in slaughtering plants.....	02	210133	22.0	12.1	3.9	-3.9	-4.6	1.2
Lamb/mutton, fresh or frozen, not canned or made into sausage, made in slaughtering plants.....	02	2103	60.7	0.9	-0.7	-0.2	0.1	0.8
Lamb/mutton, fresh or frozen, not canned or made into sausage, made in slaughtering plants.....	02	210321	60.7	0.9	-0.7	-0.2	0.1	0.8
Pork products, fresh, frozen, or processed, except sausage.....	02	2104	0.2	-0.5	3.4	7.8	1.8	1.3
Pork, fresh/frozen, unprocessed, all cuts, except sausage, made in slaughtering plants.....	02	210444	-6.0	-0.5	6.0	16.8	-3.7	-3.2
Pork, processed or cured, not canned or made into sausage.....	02	210447	6.8	-0.6	0.9	-1.1	8.1	6.1
Pork, processed or cured, not canned or made into sausage, made in slaughtering plants.....	02	2104471	10.6	0.9	4.6	-5.1	12.6	1.9
Pork, processed or cured, not canned or made into sausage, mfpc.....	02	2104472	5.6	-1.1	-0.3	0.3	6.6	7.6
Pork, sweet-pickled, dry-cured, or dry salt, not canned or made into sausage, mfpc.....	02	21044721	-	0.1	0.3	0.8	-0.3	-

See footnotes at end of table.

Table 7. Producer price index percentage changes for commodity and service groupings and individual items, not seasonally adjusted — Continued
 [September 2023]

Title	Commodity code		Unadjusted 12-month percent change ¹	Unadjusted 1-month percent change ¹				
	Group code	Item code		Sept. 2022 to Sept. 2023 ^P	Apr. to May	May to June ^P	June to July ^P	July to Aug. ^P
Smoked hams and picnics, excluding canned, made from purchased carcasses.....	02	21044722	9.0	-0.8	0.4	0.2	1.2	0.0
Smoked slab bacon, made from purchased carcasses.....	02	21044723	1.2	2.9	-1.3	-1.1	10.8	22.6
Smoked sliced bacon, made from purchased carcasses.....	02	21044724	9.3	-3.2	-0.6	0.5	14.9	15.2
Other smoked pork, not canned or made into sausage, made from purchased carcasses.....	02	21044725	-3.9	2.7	-1.5	0.2	-0.7	1.1
Boiled ham, barbecue pork, and other cooked pork, excluding canned meats and sausage, mfpc.....	02	21044726	-10.7	0.2	0.0	-0.1	0.0	0.0
Other meats, fresh, frozen, or canned.....	02	2105	4.0	0.5	0.8	2.9	0.0	-0.4
Fresh/processed sausage, deli & cooked meats, etc.....	02	210503	-2.7	-2.6	0.2	1.9	2.2	-1.3
Fresh and processed sausage, deli, and cooked meats, made in slaughtering plants.....	02	2105031	-2.7	-5.5	3.5	2.9	3.0	-1.5
Fresh and processed sausage, deli, and cooked meats, mfpc.....	02	2105032	-3.0	-2.2	-0.2	1.8	2.1	-1.3
Fresh sausage (pork sausage, breakfast links, etc.), excluding canned, mfpc.....	02	21050321	-4.3	-5.9	0.6	4.8	6.9	-3.8
Dry or semidry sausage (salami, cervelat, pepperoni, summer sausage, pork roll, etc), mfpc.....	02	21050322	-7.2	-1.1	-1.0	-0.5	-0.3	-0.4
Frankfurters, including wieners, excluding canned, made from purchased carcasses.....	02	21050323	0.4	1.6	-0.1	0.5	-0.2	0.1
Other sausage (smoked or cooked) & jellied goods & similar preparations, excluding canned, mfpc.....	02	21050324	2.6	-0.7	-0.4	2.0	0.2	0.4
Boxed meat (beef, pork, lamb, etc.), made from purchased carcasses...	02	210504	6.3	0.6	-1.1	3.3	0.3	0.4
Canned meats, excluding dog, cat, and baby food.....	02	210579	8.2	-1.7	4.2	0.3	1.2	1.5
Frozen ground meat patties and other processed, frozen, or cooked meats, mfpc.....	02	210586	8.7	3.8	1.6	3.9	-2.2	0.0
Processed poultry.....	02	22	-15.1	-2.5	-0.3	-3.2	0.2	6.8
Young chickens, including bulk, chilled, frozen, whole, and in parts.....	02	2203	-9.9	-0.4	-0.2	-2.1	-1.1	8.2
Young chickens, including bulk, chilled, frozen, whole, and in parts.....	02	220333	-9.9	-0.4	-0.2	-2.1	-1.1	8.2
Turkeys, including frozen, whole, and in parts.....	02	2206	-37.7	-8.9	-7.4	-3.0	-3.2	-2.5
Turkeys, including frozen, whole, and in parts.....	02	220611	-37.7	-8.9	-7.4	-3.0	-3.2	-2.5
Canned, cooked, smoked or prepared poultry.....	02	2208	-14.1	-3.5	2.8	-5.9	4.1	9.6
Canned, cooked, smoked or prepared poultry.....	02	220811	-14.1	-3.5	2.8	-5.9	4.1	9.6
Chicken hens and other poultry/small game.....	02	2209	11.2	-0.3	0.1	-0.3	0.0	0.0
Other poultry/small game (duck, goose, rabbit, etc.).....	02	220911	7.2	-0.9	0.2	-1.1	0.0	0.0
Unprocessed and prepared seafood.....	02	23	-5.8	-2.1	-1.8	1.6	-1.9	-0.6
Unprocessed finfish.....	02	2301	-11.0	19.5	-17.6	12.3	-2.1	-8.0
Haddock.....	02	230101	-26.4	97.0	-40.4	38.7	-18.8	-4.4
Halibut.....	02	230102	-25.0	-41.8	3.5	32.3	-10.3	-9.1
Flounder.....	02	230131	-14.8	15.3	3.2	-28.3	71.8	-44.5
Cod.....	02	230132	-12.6	29.7	-15.6	12.9	37.3	-38.7
Pollock.....	02	230133	2.5	33.8	-25.6	55.2	-23.7	10.4
Rockfish.....	02	230135	-	-	-	-	-	-
Tuna.....	02	230136	-5.7	-1.0	3.4	16.5	-28.6	15.2
Other finfish.....	02	230199	-41.0	25.0	-19.4	-11.8	15.2	-11.1
Unprocessed shellfish.....	02	2305	-8.3	-17.6	5.9	-1.6	-4.7	0.8
Shrimp.....	02	230501	-31.8	-12.5	-4.5	0.0	-3.9	-2.0
Crabs.....	02	230502	-	-	38.2	-7.7	-14.4	-
Lobsters.....	02	230503	-2.9	-30.7	-20.2	10.1	3.1	3.5
Clams.....	02	230504	-0.5	0.3	0.0	0.0	0.0	0.0
Oysters.....	02	230505	0.0	0.0	0.0	0.0	0.0	0.0
Sea scallops.....	02	230506	-1.3	-3.2	0.0	-2.0	0.6	0.3
Mussels.....	02	230507	18.2	0.0	0.0	0.0	0.0	0.0
Prepared fresh and frozen seafood.....	02	2306	-3.8	-1.2	-0.9	0.7	-1.3	0.3
Prepared fresh fish/seafood, inc. surimi/surimi-based products.....	02	230601	-3.2	-0.8	-0.2	0.6	-0.9	1.4
Prepared frozen fish.....	02	230602	-8.2	-0.5	-3.1	0.1	-1.4	-0.7
Prepared frozen shellfish.....	02	230603	-16.1	-5.5	-2.1	-2.5	-2.9	1.6
Other prepared fresh and frozen seafood.....	02	230604	25.0	0.6	5.2	5.8	-0.5	0.0
Dairy products.....	02	3	-7.1	-1.1	-2.1	-1.5	2.5	1.6
Fluid milk products.....	02	31	-2.8	1.6	-1.7	-0.3	-0.1	2.8
Packaged fluid milk and related products.....	02	3103	-5.1	1.4	-2.8	-1.0	-1.1	3.7
Fluid whole milk.....	02	310301	-5.7	1.6	-3.4	-1.1	-1.5	4.5
Reduced fat and lowfat milk (1/2-2).....	02	310302	-4.6	2.3	-3.6	-1.6	-1.6	4.4
Fat free or skim milk.....	02	310303	-3.1	0.4	-4.1	-2.0	-1.7	3.9
Other fluid milk related products, packaged, incl. cartons, bottles, cans, and dispenser cans.....	02	310304	-5.6	0.0	-0.1	0.4	0.3	1.6
Cottage cheese.....	02	3104	-1.5	-0.5	0.7	-0.3	0.4	0.1
Cottage cheese.....	02	310401	-1.5	-0.5	0.7	-0.3	0.4	0.1

See footnotes at end of table.

Table 7. Producer price index percentage changes for commodity and service groupings and individual items, not seasonally adjusted — Continued
 [September 2023]

Title	Commodity code		Unadjusted 12-month percent change ¹	Unadjusted 1-month percent change ¹				
	Group code	Item code		Sept. 2022 to Sept. 2023 ^P	Apr. to May	May to June ^P	June to July ^P	July to Aug. ^P
Other milk products.....	02	3105	3.6	2.6	-0.4	-0.2	-0.2	0.8
Other milk products.....	02	310501	3.6	2.6	-0.4	-0.2	-0.2	0.8
Yogurt, excluding frozen.....	02	3105011	4.5	3.5	0.0	0.2	0.0	-0.1
Other packaged milk products.....	02	3105012	2.3	1.0	-1.1	-0.7	-0.6	2.4
Bulk fluid milk and cream.....	02	3106	-5.6	0.8	-0.9	1.2	2.5	3.9
Bulk fluid milk and cream.....	02	310601	-5.6	0.8	-0.9	1.2	2.5	3.9
Butter.....	02	32	-14.0	2.6	-1.5	3.1	8.8	0.6
Butter.....	02	3201	-14.0	2.6	-1.5	3.1	8.8	0.6
Butter.....	02	320114	-14.0	2.6	-1.5	3.1	8.8	0.6
Natural, processed, and imitation cheese.....	02	33	-2.4	-3.3	-2.4	-2.8	7.0	1.4
Natural cheese, except cottage cheese.....	02	3302	-1.7	-3.6	-2.7	-2.3	6.8	1.4
Natural cheese, except cottage cheese.....	02	330212	-1.7	-3.6	-2.7	-2.3	6.8	1.4
Natural cheese, except lowfat, shipped in consumer packages or containers (3 lbs or less).....	02	3302121	-3.1	-0.3	-0.3	0.0	-0.7	0.1
Natural cheese, except lowfat, shipped in packages or containers (more than 3 lbs) or in bulk.....	02	3302122	-0.9	-6.2	-4.7	-4.4	14.1	2.4
Lowfat natural cheese, except cottage cheese, shipped in consumer packages (3 lbs. or less).....	02	3302123	0.8	-0.3	-0.1	0.2	0.2	0.4
Lowfat natural cheese, except cottage cheese, shipped in packages (more than 3 lbs.) or in bulk.....	02	3302124	0.5	-9.3	-7.0	-6.2	20.8	3.7
Processed cheese and related products.....	02	3303	-3.9	-1.8	-1.0	-5.3	8.5	1.2
Process cheese and related products.....	02	330312	-3.9	-1.8	-1.0	-5.3	8.5	1.2
Process cheese, shipped in consumer packages or containers (3 lbs. or less).....	02	3303121	-2.2	-2.4	-0.3	-4.1	7.7	0.8
All other process cheese and related products.....	02	3303122	-5.4	-1.3	-1.5	-6.2	9.2	1.6
Process cheese shipped in packages or containers (more than 3 lbs.) or in bulk.....	02	33031221	-13.2	5.1	-3.6	-4.4	-0.8	1.2
Cheese food, spread, and other related products.....	02	33031225	1.9	-7.0	0.5	-8.0	19.2	1.9
Cheese substitutes and imitations.....	02	3304	-0.5	0.0	0.0	0.0	0.0	0.0
Cheese substitutes and imitations.....	02	330401	-0.5	0.0	0.0	0.0	0.0	0.0
Raw liquid whey.....	02	3307	-37.5	-1.3	-4.0	-3.9	-0.7	1.3
Raw liquid whey.....	02	330701	-37.5	-1.3	-4.0	-3.9	-0.7	1.3
Ice cream and frozen desserts.....	02	34	1.9	0.0	0.0	0.1	0.1	0.0
Ice cream and frozen desserts.....	02	3402	1.9	0.0	0.0	0.1	0.1	0.0
Ice cream and frozen desserts.....	02	340201	1.9	0.0	0.0	0.1	0.1	0.0
Ice cream, excl. lowfat and nonfat (incl. custards), shipped in bulk (containers 3 gal or more).....	02	3402011	-1.4	-0.1	0.1	-0.1	-0.1	0.3
Ice cream, incl. custards (excl. lowfat and nonfat) shipped in sizes less than 3 gallons.....	02	3402012	2.6	0.0	-0.1	0.1	0.2	0.0
Ice cream, including custards (excluding lowfat and nonfat), novelty forms.....	02	3402013	1.4	0.0	0.2	0.0	0.0	0.1
Ice cream, including custards, lowfat and nonfat.....	02	3402014	1.2	0.0	0.0	0.0	0.0	0.0
Frozen desserts containing fats other than butterfat (incl. soy, rice, almond, oats, etc.).....	02	3402016	-	0.2	0.8	0.0	0.1	-0.2
Other frozen desserts (yogurt, sherbet, water ices, mellorine, frozen pudding, gelato, etc.).....	02	3402019	3.2	-0.2	0.1	0.5	-0.2	0.1
Dry, condensed, and evaporated milk products.....	02	35	-26.7	-3.1	-3.4	-2.9	-3.5	0.9
Dry milk products, including feed grade.....	02	3502	-33.5	-4.2	-4.4	-4.0	-5.1	1.0
Dry milk products, including feed grade.....	02	350201	-33.5	-4.2	-4.4	-4.0	-5.1	1.0
Liquid milk products.....	02	3503	-13.1	0.0	-1.7	-0.5	0.3	0.0
Consumer-type canned milk products.....	02	350301	-1.4	-0.1	-0.2	0.0	0.0	0.0
Bulk liquid milk products, including feed grade.....	02	350303	-35.5	0.1	-5.3	-1.8	1.1	0.2
Ice cream mixes and related products.....	02	3505	-2.7	-0.6	-0.3	0.2	0.0	2.1
Ice cream mixes and related products.....	02	350502	-2.7	-0.6	-0.3	0.2	0.0	2.1
Processed fruits and vegetables.....	02	4	12.3	1.3	1.0	0.3	0.6	2.6
Canned fruits and juices.....	02	41	12.9	1.2	0.1	0.8	0.7	2.8
Canned fruits, excluding baby foods.....	02	4101	6.2	1.9	0.2	1.9	0.0	0.7
Canned fruits, excluding baby foods.....	02	410105	6.2	1.9	0.2	1.9	0.0	0.7
Canned and fresh fruit juices, nectars, and concentrates.....	02	4102	17.1	0.7	0.1	0.1	1.1	4.1
Canned and fresh fruit juices, nectars, and concentrates.....	02	410239	17.1	0.7	0.1	0.1	1.1	4.1
Frozen fruits, juices and ades.....	02	42	13.4	-2.4	-1.1	-0.8	1.2	6.4
Frozen fruits.....	02	4202	-14.2	-4.2	-2.3	-1.7	2.7	-0.6
Frozen fruits.....	02	420209	-14.2	-4.2	-2.3	-1.7	2.7	-0.6
Canned vegetables and juices.....	02	44	8.0	2.3	-0.3	0.4	0.3	0.9
Canned vegetables and juices.....	02	4401	8.0	2.3	-0.3	0.4	0.3	0.9
Canned vegetables.....	02	440102	5.7	1.2	-0.5	0.8	0.1	0.3

See footnotes at end of table.

Table 7. Producer price index percentage changes for commodity and service groupings and individual items, not seasonally adjusted — Continued
 [September 2023]

Title	Commodity code		Unadjusted 12-month percent change ¹	Unadjusted 1-month percent change ¹				
	Group code	Item code		Sept. 2022 to Sept. 2023 ^P	Apr. to May	May to June ^P	June to July ^P	July to Aug. ^P
Canned catsup and other tomato based sauces.....	02	440127	10.4	3.4	-0.1	0.0	0.5	1.3
Frozen vegetables.....	02	45	18.6	0.4	4.5	0.2	0.8	4.8
Frozen potato products (French-fried, patties, puffs, etc.).....	02	4502	31.7	0.5	8.0	0.4	0.7	8.3
Frozen potato products (French-fried, patties, puffs, etc.).....	02	450202	31.7	0.5	8.0	0.4	0.7	8.3
Frozen vegetables, other than potato products.....	02	4505	2.4	0.2	-0.1	-0.1	1.0	-0.3
Frozen vegetables, other than potato products.....	02	450509	2.4	0.2	-0.1	-0.1	1.0	-0.3
Dried and dehydrated food.....	02	48	10.0	3.1	0.2	0.2	0.5	0.1
Dried and dehydrated food.....	02	4801	10.0	3.1	0.2	0.2	0.5	0.1
Dried and dehydrated food.....	02	480101	10.0	3.1	0.2	0.2	0.5	0.1
Soup mixes (including dried/dehydrated/freeze-dried) and bouillon....	02	48010101	6.0	5.2	0.0	-0.6	0.0	0.0
Dried and dehydrated fruits and vegetables, including freeze-dried. ...	02	48010102	11.0	2.4	0.3	0.4	1.9	0.2
Sugar and confectionery.....	02	5	6.2	0.8	1.1	1.0	-0.1	-0.1
Raw cane sugar and sugar cane mill products and byproducts.....	02	52	12.6	-2.5	6.8	-2.0	0.6	-0.3
Raw cane sugar and sugarcane mill products and byproducts.....	02	5201	12.6	-2.5	6.8	-2.0	0.6	-0.3
Raw cane sugar and sugarcane mill products and byproducts.....	02	520106	12.6	-2.5	6.8	-2.0	0.6	-0.3
Refined sugar products and byproducts.....	02	53	8.6	1.1	0.8	0.8	1.4	0.2
Refined sugar products and byproducts.....	02	5307	8.6	1.1	0.8	0.8	1.4	0.2
Refined granulated cane sugar and byproducts.....	02	530701	8.8	-0.1	1.0	1.5	0.2	1.1
Beet sugar.....	02	530702	8.7	2.4	0.7	0.1	2.6	-0.7
Confectionery materials.....	02	54	16.6	2.5	1.0	1.1	1.5	-2.0
Confectionery materials.....	02	5401	16.6	2.5	1.0	1.1	1.5	-2.0
Corn sweeteners, made by wet milling.....	02	540107	14.9	3.4	1.1	0.5	0.9	-4.0
Chocolate coatings, made from cacao beans.....	02	540108	17.1	0.2	0.7	1.4	2.2	1.2
Other chocolate and cocoa products, made from cacao beans.....	02	540109	23.5	0.9	0.8	2.2	2.8	1.7
Confectionery end products.....	02	55	2.6	0.4	0.7	1.3	-1.1	0.4
Candy and nuts.....	02	5503	2.6	0.5	0.8	1.4	-1.1	0.5
Chocolate and chocolate-type confectionery products.....	02	550301	3.9	0.1	1.3	-0.3	0.2	0.5
Chocolate/chocolate-type confectionery prods, cacao beans.....	02	5503011	7.8	0.0	0.0	0.0	0.0	0.1
Chocolate/confectionery products, made from purchased chocolate, not retailed.....	02	5503014	3.3	0.1	1.5	-0.4	0.2	0.6
Nonchocolate-type confectioneries.....	02	550302	6.3	0.0	0.4	0.2	0.4	0.9
Nuts and seeds (salted, roasted, cooked or blanched).....	02	550304	-2.3	1.3	0.5	4.5	-3.9	0.0
Nuts (salted, roasted, cooked, or blanched), sold in bulk.....	02	5503041	-5.2	1.3	0.5	5.0	-4.4	0.0
Canned nuts (salted, roasted, cooked, or blanched).....	02	5503042	-2.7	2.3	0.0	0.2	0.0	-0.4
All other packaged nuts, including all types of seeds (salted, roasted, cooked, or blanched).....	02	5503043	-1.5	0.7	0.0	0.0	1.2	0.0
Other confectionery-type products.....	02	550305	4.8	0.0	0.0	0.0	0.0	0.0
Beverages and beverage materials.....	02	6	4.8	1.1	0.1	-0.7	1.1	-0.2
Alcoholic beverages.....	02	61	3.2	0.1	-0.5	-0.2	0.1	0.3
Malt beverages.....	02	6101	1.8	0.0	-0.1	-0.1	0.0	0.1
Bottled beer and ale.....	02	610101	1.6	0.0	-0.1	-0.3	-0.2	0.0
Canned beer and ale.....	02	610103	2.2	0.0	0.0	0.0	-0.1	0.3
Beer and ale in barrels and kegs.....	02	610105	0.8	-0.1	-0.2	0.0	0.0	0.0
All other malt beverages and brewing products.....	02	610108	2.4	0.1	0.1	-0.2	0.3	-0.8
Distilled and bottled liquor, excluding brandy.....	02	6102	0.2	0.2	-2.7	-0.4	0.0	0.0
Distilled liquor, excluding brandy.....	02	610202	-0.2	0.0	-5.4	-0.9	0.0	0.0
Distilled whiskey, all other distilled liquor, excluding brandy.....	02	6102022	-3.5	0.0	-5.4	-0.9	0.0	0.0
Bottled liquor, excluding brandy.....	02	610204	0.7	0.3	-0.1	0.0	0.0	0.0
Bottled whiskey.....	02	6102041	0.7	0.1	-0.1	0.0	0.0	0.0
Bottled gin, vodka, rum, cordials, cocktails, and similar compounds....	02	6102042	1.1	0.7	0.0	0.0	0.0	0.0
Wines, brandy, and brandy spirits.....	02	6104	7.9	0.3	0.1	-0.2	0.2	0.8
Wines, brandy, and brandy spirits.....	02	610441	7.9	0.3	0.1	-0.2	0.2	0.8
Wines, white, red & rose grape, and other fruit, 14 percent or less alcohol.....	02	6104411	4.3	0.3	0.1	-0.3	0.3	0.9
Wines, white grape, 14 percent or less alcohol content.....	02	61044111	7.8	0.3	0.0	0.0	0.0	1.8
Wines, red grape, 14 percent or less alcohol content.....	02	61044112	1.6	0.4	0.2	-0.5	0.5	0.0
Wines, rose grape & other fruits & berries, 14 percent or less alcohol.....	02	61044113	0.3	0.0	0.0	0.0	0.0	0.0
Wines, dessert, effervescent, and wine coolers.....	02	6104412	3.5	0.2	0.0	0.0	0.0	-0.2
Other wines, brandy, and brandy spirits.....	02	6104413	21.0	0.3	0.5	0.2	0.0	0.0
Soft drinks.....	02	62	4.8	2.6	0.7	-1.8	0.9	-0.8
Soft drinks, non-carbonated and bottled water.....	02	6206	3.7	6.2	0.4	-3.8	1.7	-0.9
Bottled water, non-carb, processed or pasteurized.....	02	620608	6.1	0.6	-0.7	-0.5	2.9	-0.4

See footnotes at end of table.

Table 7. Producer price index percentage changes for commodity and service groupings and individual items, not seasonally adjusted — Continued
 [September 2023]

Title	Commodity code		Unadjusted 12-month percent change ¹	Unadjusted 1-month percent change ¹				
	Group code	Item code		Sept. 2022 to Sept. 2023 ^P	Apr. to May	May to June ^P	June to July ^P	July to Aug. ^P
Soft drinks, non-carbonated.....	02	620609	2.8	9.3	1.0	-5.5	1.0	-1.2
Soft drinks, non-carbonated, all other types.....	02	6206093	7.3	-0.7	0.7	-0.2	-0.1	0.6
Soft drinks, non-carbonated, fruit drinks, cocktails, ades.....	02	6206094	-2.5	15.2	1.1	-8.1	1.7	-2.1
Soft drinks, bottle/can, carbonated, all types.....	02	6210	5.7	0.0	0.9	-0.2	0.4	-0.7
Soft drinks, bottle/can, carbonated, all types.....	02	621001	5.7	0.0	0.9	-0.2	0.4	-0.7
Packaged beverage materials.....	02	63	10.0	0.3	-0.1	0.0	6.9	0.1
Coffee (whole bean, ground, & instant).....	02	6301	9.4	0.2	-0.1	0.0	7.5	0.1
Coffee, concentrated, including coffee substitutes.....	02	630103	2.9	0.0	0.0	0.0	2.9	0.0
Roasted coffee.....	02	630104	9.7	0.2	-0.1	0.0	7.7	0.1
Tea in consumer packages, exc. canned ice tea.....	02	6303	15.9	0.5	-0.1	0.2	1.1	0.2
Tea in consumer packages, exc. canned ice tea.....	02	630313	15.9	0.5	-0.1	0.2	1.1	0.2
Other beverage materials.....	02	64	6.3	-0.4	0.3	1.7	0.0	0.0
Other beverage materials.....	02	6401	6.3	-0.4	0.3	1.7	0.0	0.0
Malt and malt byproducts.....	02	640101	10.0	2.8	-0.6	0.0	0.0	0.0
Liquid beverage bases, excluding use by soft drink bottlers.....	02	640109	3.3	-2.7	1.2	0.0	0.0	0.0
Fats and oils.....	02	7	-19.6	-3.4	-5.6	1.3	4.9	0.5
Shortening, cooking oil, and margarine.....	02	78	-12.6	-2.1	-0.7	3.2	-0.3	-1.1
Shortening, cooking oil, and margarine.....	02	7801	-12.6	-2.1	-0.7	3.2	-0.3	-1.1
Margarine, butter blends, and butter substitutes.....	02	780109	-5.7	0.0	-0.4	-0.7	-4.0	-1.0
Shortening and cooking oils.....	02	780115	-13.7	-2.7	-0.7	4.3	0.6	-1.1
Other oilseed processing.....	02	7A	-25.4	-2.1	-6.2	-0.6	4.3	0.0
Other oilseed processing.....	02	7A01	-25.4	-2.1	-6.2	-0.6	4.3	0.0
Cotton linters.....	02	7A0104	-53.4	-5.0	-1.1	-7.1	-13.5	-38.0
Cottonseed cake, meal, hulls, and other byproducts.....	02	7A0105	-12.1	-5.0	-4.3	0.3	-2.0	-1.3
Cottonseed cake and meal.....	02	7A01051	-13.2	-4.3	-1.5	0.4	-2.6	-6.5
Other crude and refined vegetable oils and other vegetable mill products.....	02	7A0106	-2.1	-1.0	-1.9	-0.4	0.8	0.4
Other crude vegetable oils, including linseed, peanut, sunflower, safflower, etc.....	02	7A01061	-1.3	-0.4	-0.9	-0.2	0.9	0.1
Other vegetable oil mill products, including all oil seed cake and meal.....	02	7A01063	-3.1	-1.3	-2.8	-0.7	0.7	0.6
Corn oil, crude and refined.....	02	7B	-12.7	-11.6	-	-	-	8.4
Corn oil, made by wet milling.....	02	7B01	-12.7	-11.6	-	-	-	8.4
Corn oil, made by wet milling.....	02	7B0101	-12.7	-11.6	-	-	-	8.4
Miscellaneous processed foods.....	02	8	1.9	-0.7	-1.3	0.0	0.3	-0.2
Canned jams, jellies, and preserves.....	02	81	2.1	0.0	0.2	0.1	0.1	0.1
Canned jams, jellies, and preserves.....	02	8101	2.1	0.0	0.2	0.1	0.1	0.1
Canned jams, jellies, and preserves.....	02	810102	2.1	0.0	0.2	0.1	0.1	0.1
Pickles and other pickled products, including horseradish.....	02	82	1.0	0.0	-0.9	0.0	0.6	0.0
Pickles and other pickled products.....	02	8201	1.0	0.0	-0.9	0.0	0.6	0.0
Pickles and other pickled products, including horseradish.....	02	820106	1.0	0.0	-0.9	0.0	0.6	0.0
Specialty canning.....	02	84	3.1	0.1	0.0	0.0	0.0	0.0
Specialty canning.....	02	8401	3.1	0.1	0.0	0.0	0.0	0.0
Canned dry beans.....	02	840102	12.6	0.1	-0.2	0.0	0.0	0.0
Canned soups and stews, excluding frozen and seafood.....	02	840104	0.6	0.2	0.0	0.0	0.0	0.0
Canned baby foods and other canned specialties/nationality foods.....	02	840105	4.7	0.0	0.0	0.2	0.0	0.0
Frozen specialty food.....	02	85	3.3	1.0	-0.5	-0.1	0.2	-0.4
Frozen specialty food.....	02	8501	3.3	1.0	-0.5	-0.1	0.2	-0.4
Frozen cakes, pies, and other pastries.....	02	850109	6.9	0.3	-0.1	-0.2	0.6	-0.3
Frozen dinners (beef, pork, and poultry pies) and nationality foods, incl. frozen pizza.....	02	850111	2.4	1.1	-0.4	0.0	0.0	-0.1
Other frozen specialties, incl. all whipped topping, waffles, soups, etc., excluding seafood.....	02	850113	1.4	1.9	-1.4	-0.5	0.1	-1.4
Prepared sauces, except tomato.....	02	86	13.6	0.0	-0.5	7.3	0.0	0.0
Prepared sauces, excluding tomato-based sauces and sauces comprised of 20 percent or more meat.....	02	8601	13.6	0.0	-0.5	7.3	0.0	0.0
Prepared sauces, excluding tomato-based sauces and sauces comprised of 20 percent or more meat.....	02	860103	13.6	0.0	-0.5	7.3	0.0	0.0
Other miscellaneous processed foods.....	02	89	5.0	2.6	-0.5	-0.4	0.4	-0.1
Other miscellaneous processed foods.....	02	8901	5.0	2.6	-0.5	-0.4	0.4	-0.1
Mayonnaise, salad dressings, and sandwich spreads.....	02	890102	0.5	-1.3	-0.2	0.7	0.0	-0.2
Dry mix food preparations.....	02	890148	4.1	-0.1	0.0	0.0	0.7	0.0
Perishable non-frozen prepared food, including tortillas.....	02	890149	3.8	3.3	-0.7	-2.1	0.8	1.0

See footnotes at end of table.

Table 7. Producer price index percentage changes for commodity and service groupings and individual items, not seasonally adjusted — Continued
[September 2023]

Title	Commodity code		Unadjusted 12-month percent change ¹	Unadjusted 1-month percent change ¹				
	Group code	Item code		Sept. 2022 to Sept. 2023 ^P	Apr. to May	May to June ^P	June to July ^P	July to Aug. ^P
Perishable prepared foods.....	02	8901492	3.5	4.0	-0.8	-2.7	0.7	1.0
Flavoring extracts, emulsions, liquid flavors, and food colorings.....	02	890151	1.9	0.0	0.0	0.0	0.0	0.0
Other flavoring agents, except chocolate syrup.....	02	890154	1.8	0.2	-2.4	0.0	0.0	-2.5
Soft drink flavoring syrup, sold in bulk.....	02	89015411	7.8	0.1	0.0	0.0	0.0	0.0
Other flavoring agents (except chocolate syrups).....	02	89015412	3.5	0.0	0.0	0.0	0.0	0.0
Table salt (evaporated), pepper (white and black), and other spices.....	02	890156	0.4	0.3	0.3	-0.1	0.0	-0.6
Pepper and other spices in commercial sizes (1 lb or more).....	02	8901566	-	0.0	0.6	-0.2	0.0	-
Peanut butter.....	02	890158	5.6	-0.4	4.6	-0.1	0.0	0.0
Ice.....	02	890161	19.5	1.0	0.1	0.8	0.0	0.5
Dairy product substitutes.....	02	890162	6.7	0.0	2.6	0.0	0.0	0.0
Dry, condensed, and evaporated dairy product substitutes.....	02	8901621	-	0.0	5.7	0.0	0.0	0.0
Liquid dairy product substitutes.....	02	8901622	4.6	0.0	0.0	0.0	0.0	0.0
Chips (potato, corn, etc.).....	02	890172	13.5	6.2	-0.1	-0.1	0.4	0.0
Potato chips and sticks, plain and flavored.....	02	8901721	18.6	11.6	-0.1	-0.1	0.0	0.0
Corn chips and related products.....	02	8901722	9.6	0.0	-0.4	0.0	1.3	0.0
Other chips, sticks (hard pretzels, bacon rinds, popcorn (except candied), etc.).....	02	8901723	11.7	6.8	0.2	0.0	0.0	0.1
Vinegar and cider.....	02	890174	4.5	0.0	0.0	0.0	0.0	0.0
Other food preparations.....	02	890175	-	1.6	-3.6	0.0	1.3	0.0
Prepared animal feeds.....	02	9	-4.0	-1.7	-1.2	1.2	0.1	-0.4
Soybean cake, meal, and other byproducts.....	02	92	-5.2	-1.4	-2.5	2.7	0.5	-2.4
Soybean cake, meal, and byproducts.....	02	9201	-5.2	-1.4	-2.5	2.7	0.5	-2.4
Soybean cake, meal, and byproducts.....	02	920112	-5.2	-1.4	-2.5	2.7	0.5	-2.4
Soybean cake and meal.....	02	9201121	-4.2	-1.4	-1.8	0.5	1.5	-2.5
Other soybean products, including isolates and concentrates.....	02	9201122	-12.3	-1.0	-7.7	21.2	-6.6	-1.3
Formula feeds.....	02	93	-10.8	-2.0	-2.1	-0.8	-1.4	-1.0
Formula feeds.....	02	9301	-10.8	-2.0	-2.1	-0.8	-1.4	-1.0
Chicken and turkey feed, supplements, concentrates, and premixes.....	02	930102	-12.0	-2.5	-2.7	-0.8	-2.4	-1.3
Dairy cattle feed, supplements, concentrates, and premixes.....	02	930110	-16.3	-3.4	-4.3	-2.5	-0.9	-1.6
Swine feed, supplements, concentrates, and premixes.....	02	930115	-7.7	-0.5	0.1	0.0	-0.5	-0.2
Beef cattle feed, supplements, concentrates, and premixes.....	02	930117	-10.4	-1.1	-1.4	-0.1	-1.2	-1.4
Poultry, exc. chicken and turkey, and livestock, exc. cattle and swine, feed.....	02	930118	-1.8	-0.3	0.0	0.0	-0.1	0.0
Miscellaneous feedstuffs.....	02	94	1.1	-1.6	-0.4	1.9	0.9	0.5
Pet food.....	02	9402	7.5	0.0	0.0	0.0	0.0	0.0
Dog and cat food.....	02	940202	8.3	0.0	0.0	0.0	0.0	0.0
Dog food.....	02	9402021	6.7	0.1	0.0	0.0	0.0	0.0
Canned dog food.....	02	94020211	14.3	0.0	0.0	0.0	0.0	0.0
Dry and semi moist dog food.....	02	94020214	5.4	0.1	0.0	0.0	0.0	0.0
Cat food.....	02	9402022	12.2	0.0	0.0	0.0	0.2	0.0
Canned cat food.....	02	94020224	5.6	0.0	0.0	0.0	0.0	0.0
Dry and semi moist cat food.....	02	94020225	18.0	0.0	0.0	0.0	0.2	0.0
Pet (excluding dog and cat), laboratory, and fur animal feed.....	02	940203	-2.2	-0.2	-0.3	-0.7	0.0	-0.3
Miscellaneous feedstuffs other than pet food.....	02	9403	-5.3	-3.3	-0.8	4.1	1.7	0.9
Meat meal and meat and bone meal.....	02	940301	1.4	-2.5	-3.2	-1.8	2.3	2.2
Wet process corn byproducts.....	02	940317	-4.7	-5.9	-2.1	-3.7	-3.2	0.6
Other animal feeds, including fertilizer byproducts and feather.....	02	940325	-7.0	-1.5	-1.3	-1.6	0.0	-0.3
Animal and marine feed and fertilizer byproducts, except meat and bone meal.....	02	9403252	-0.5	-0.5	-2.1	-0.9	2.6	1.8
Other prepared animal feeds, including feeding materials and adjuncts.....	02	9403253	-10.8	-2.3	-0.7	-2.1	-1.8	-1.9
Miscellaneous byproducts of slaughtering plants.....	02	940333	-4.0	-2.4	0.5	13.4	3.5	1.8
Distillers' dried grains (dark and light) and dried solubles.....	02	940334	-	-7.4	-0.6	-9.0	3.4	-1.8
Textile products and apparel.....	03	-	-1.7	-0.4	-0.1	0.2	-0.6	0.9
Synthetic fibers.....	03	1	-1.7	-1.4	-0.8	1.3	-2.6	2.2
Unprocessed filament yarns.....	03	15	-1.7	-1.4	-0.8	1.3	-2.6	2.2
Noncellulosic and cellulosic organic fibers.....	03	1504	-1.7	-1.4	-0.8	1.3	-2.6	2.2
Noncellulosic fibers.....	03	150401	-1.1	-1.3	-0.6	1.2	-2.6	2.6
Noncellulosic organic fibers.....	03	1504014	-4.9	-1.7	-0.8	1.5	-3.3	3.4
Polyester manufactured fibers.....	03	15040147	-10.3	-1.2	-1.3	0.8	0.1	0.4
Other noncellulosic organic fibers, incl. polyamide, polyolefin, and producer-textured.....	03	15040149	-2.0	-2.0	-0.6	1.9	-5.0	5.0
Processed yarns and threads.....	03	2	-11.6	-1.0	0.3	0.3	-0.2	0.3
Yarns.....	03	26	-11.9	-1.1	0.3	0.3	-0.2	0.3

See footnotes at end of table.

Table 7. Producer price index percentage changes for commodity and service groupings and individual items, not seasonally adjusted — Continued
[September 2023]

Title	Commodity code		Unadjusted 12-month percent change ¹	Unadjusted 1-month percent change ¹				
	Group code	Item code		Sept. 2022 to Sept. 2023 ^P	Apr. to May	May to June ^P	June to July ^P	July to Aug. ^P
Spun cotton yarns.....	03	2601	-17.9	-0.2	0.4	0.0	0.0	0.0
Spun cotton yarns.....	03	260115	-17.9	-0.2	0.4	0.0	0.0	0.0
Spun synthetic yarns.....	03	2603	-18.7	0.0	0.2	0.0	0.0	0.0
Spun synthetic yarns.....	03	260304	-18.7	0.0	0.2	0.0	0.0	0.0
Textured and twisted yarns.....	03	2604	-4.5	-1.8	0.5	0.6	-0.6	0.6
Textured and twisted yarns.....	03	260405	-4.5	-1.8	0.5	0.6	-0.6	0.6
Other spun noncellulosic and natural fiber (excluding cotton and wool) yarns.....	03	2607	-11.1	-1.3	-0.8	-0.2	1.4	0.0
Other spun noncellulosic and natural fiber (excluding cotton and wool) yarns.....	03	260701	-11.1	-1.3	-0.8	-0.2	1.4	0.0
Greige fabrics.....	03	3	-2.2	-0.5	0.1	-0.7	0.1	0.1
Greige broadwoven fabrics.....	03	37	2.2	0.0	0.1	-0.5	0.0	0.1
Greige manmade, silk, and other natural fiber (exc cotton/wool) broadwoven fabrics.....	03	3703	0.5	-0.2	0.0	-0.1	-0.1	0.1
Greige manmade, silk, and other natural fiber (exc cotton/wool) broadwoven fabrics.....	03	370304	0.5	-0.2	0.0	-0.1	-0.1	0.1
Greige knit fabrics.....	03	38	-1.0	-0.6	0.3	-0.6	0.0	0.0
Weft (circular) knit fabrics, greige goods (excluding hosiery).....	03	3803	-2.0	-0.5	-0.2	-1.3	0.0	0.0
Weft (circular) knit fabrics, greige goods (excluding hosiery).....	03	380301	-2.0	-0.5	-0.2	-1.3	0.0	0.0
Warp knit fabrics, greige goods (excluding hosiery).....	03	3804	-0.5	-0.6	0.6	0.0	0.0	0.0
Warp knit fabrics, greige goods (excluding hosiery).....	03	380401	-0.5	-0.6	0.6	0.0	0.0	0.0
Tire cord and tire fabric.....	03	39	-13.7	-2.0	0.0	-1.4	0.4	0.0
Tire cord and tire fabrics.....	03	3901	-13.7	-2.0	0.0	-1.4	0.4	0.0
Tire cord and tire fabrics.....	03	390101	-13.7	-2.0	0.0	-1.4	0.4	0.0
Finished fabrics.....	03	4	-1.2	-0.2	-0.2	-0.2	-0.1	0.2
Finished broadwoven fabrics.....	03	42	-11.1	-1.3	-1.1	-1.1	-0.1	-0.6
Finished cotton broadwoven fabrics.....	03	4201	-6.2	-0.1	-0.1	-0.3	-0.1	1.1
Finished cotton broadwoven fabrics.....	03	420104	-6.2	-0.1	-0.1	-0.3	-0.1	1.1
Finished manmade, silk, and other natural fiber (exc. cotton and wool) broadwoven fabrics.....	03	4203	-13.3	-2.0	-1.6	-1.6	0.0	-1.5
Finished manmade, silk, and other natural fiber (exc. cotton and wool) broadwoven fabrics.....	03	420306	-13.3	-2.0	-1.6	-1.6	0.0	-1.5
Finished manmade, silk, & natural fiber (exc cotton/wool) broadwoven, finished in weaving mills.....	03	4203061	0.7	0.1	0.1	-0.2	0.2	-0.2
Finished manmade fiber, silk and other natural fiber broadwoven fabrics, finishing mill.....	03	4203062	-20.3	-3.2	-2.7	-2.5	-0.2	-2.3
Woven and braided narrow fabrics.....	03	44	0.9	0.7	-0.9	-0.7	0.0	0.0
Woven and braided narrow fabrics.....	03	4402	0.9	0.7	-0.9	-0.7	0.0	0.0
Woven narrow fabrics (12 inches or less in width).....	03	440204	-0.1	0.8	-1.2	-0.8	0.0	0.0
Braided narrow fabrics (12 inches or less in width).....	03	440205	2.8	0.0	1.1	0.0	0.0	0.0
Nonwoven fabrics and felts.....	03	45	-2.8	-0.4	-0.4	-0.1	-0.4	-0.1
Nonwoven fabrics and felts.....	03	4503	-2.8	-0.4	-0.4	-0.1	-0.4	-0.1
Nonwoven fabrics.....	03	450321	-2.7	-0.4	-0.2	-0.1	-0.5	-0.1
Pressed, punched, or needled felts, excluding hats.....	03	450333	-4.1	-1.6	-3.5	-0.8	0.5	-0.5
Coated fabrics, not rubberized.....	03	46	4.0	-0.2	0.9	0.1	0.2	0.9
Coated fabrics, not rubberized.....	03	4601	4.0	-0.2	0.9	0.1	0.2	0.9
Vinyl coated fabrics, including expanded vinyl coated.....	03	460102	1.9	-0.4	0.1	0.0	0.7	1.5
Coated or laminated fabrics and coated yarns, incl. impregnated fabrics.....	03	460103	4.9	-0.1	1.2	0.1	0.0	0.6
Screen printed textile materials, embroideries, and lace goods.....	03	47	2.8	0.3	0.0	0.2	0.0	0.7
Screen printed textile and apparel materials and embroideries.....	03	4701	2.8	0.3	0.0	0.2	0.0	0.7
Embroideries (excluding Schiffl machine products) and embroidery contractors.....	03	470103	4.5	0.6	0.0	1.6	0.0	0.4
Screen printing on garments, apparel accessories, and other fabric articles, excluding labels.....	03	470108	2.4	0.2	0.0	-0.1	0.0	0.7
Knit fabrics, finished in knitting mills.....	03	48	3.9	0.0	0.0	0.0	-0.1	0.1
Weft (circular) knit fabrics, knit and finished in the same establishment (excluding hosiery).....	03	4801	4.1	-0.6	0.0	0.0	0.0	0.3
Weft (circular) knit fabrics, knit and finished in the same establishment (excluding hosiery).....	03	480101	4.1	-0.6	0.0	0.0	0.0	0.3
Warp knit goods, knit and finished in the same establishment.....	03	4802	4.2	0.6	0.0	0.0	-0.2	0.0
Warp knit goods, knit and finished in the same establishment.....	03	480201	4.2	0.6	0.0	0.0	-0.2	0.0
Warp knit fabrics, knit and finished in same establishment.....	03	4802011	4.4	0.6	0.0	0.0	-0.2	0.0
Apparel & other fabricated textile prods.....	03	8	3.3	0.2	0.2	0.2	-0.4	1.3

See footnotes at end of table.

Table 7. Producer price index percentage changes for commodity and service groupings and individual items, not seasonally adjusted — Continued
[September 2023]

Title	Commodity code		Unadjusted 12-month percent change ¹	Unadjusted 1-month percent change ¹				
	Group code	Item code		Sept. 2022 to Sept. 2023 ^P	Apr. to May	May to June ^P	June to July ^P	July to Aug. ^P
Apparel.....	03	81	1.3	0.6	0.2	0.0	0.0	0.4
Miscellaneous apparel and accessories.....	03	8104	3.9	0.1	0.5	0.0	0.1	1.2
Men's and boys' fabric, straw, and felt hats, made from purchased materials.....	03	810414	6.3	0.0	0.0	0.0	0.0	6.3
Hat bodies and fabric caps, made from purchased materials.....	03	810416	4.7	1.5	0.0	0.0	0.0	0.0
Gloves and mittens, made from purchased materials.....	03	810424	4.6	0.0	1.9	0.0	0.0	0.0
Leather and sheep-lined apparel, made from purchased materials.....	03	810428	5.5	0.0	0.0	-0.5	0.0	2.4
Apparel and accessories, n.e.c.....	03	810441	3.0	0.0	0.6	0.0	0.0	0.1
All other cut and sew apparel, made from purchased materials.....	03	81044118	—	0.0	0.0	0.0	0.0	0.2
Fabricated apparel accessories.....	03	8104412	2.2	0.0	1.9	0.0	0.0	0.0
All other apparel accessories, made from purchased materials.....	03	81044125	2.6	0.0	2.4	0.0	0.0	0.0
Women's, girls', and infants' cut and sew apparel.....	03	8106	-1.3	0.1	0.1	0.1	0.0	0.1
Women's and girls' blouses and shirts, made from purchased fabrics.....	03	810603	—	0.0	0.0	0.1	0.0	0.0
Women's and girls' dresses, made from purchased fabrics.....	03	810611	-4.0	0.0	0.0	0.2	0.0	0.0
Women's and girls' lingerie and nightwear, made from purchased fabrics.....	03	810647	—	0.8	0.0	0.0	0.0	0.0
Women's and girls' other outerwear, made from purchased fabrics.....	03	810661	—	0.4	0.1	0.0	0.0	0.3
Men's and boys' cut and sew apparel.....	03	8107	2.4	2.3	0.0	-0.5	0.1	0.0
Men's and boys' pants, except work pants, made from purchased fabrics.....	03	810703	—	0.0	—	—	—	—
Men's and boys' work clothing, made from purchased fabrics.....	03	810713	—	1.9	0.0	-0.1	0.0	0.0
Men's and boys' shirts, except work shirts, made from purchased fabrics.....	03	810723	—	0.0	0.0	0.0	0.6	0.0
Men's and boys' suits, coats, and overcoats, made from purchased fabrics.....	03	810735	4.3	4.9	0.0	0.0	0.0	0.0
Men's and boys' other outerwear, made from purchased fabrics.....	03	810744	—	0.0	0.0	0.2	0.0	0.1
Men's and boys' nightwear, robes, and underwear, made from purchased fabrics.....	03	810761	0.0	0.0	0.0	0.0	0.0	0.0
Apparel made in knitting mills.....	03	8108	1.7	0.0	0.0	0.7	0.0	0.0
Knit outerwear, underwear, and nightwear, made in knitting mills.....	03	810808	—	0.0	0.0	0.0	—	—
Hosiery and socks.....	03	810831	0.8	0.0	0.0	0.9	0.0	0.0
Textile house furnishings.....	03	82	1.9	0.0	0.1	0.0	-0.3	0.0
Textile house furnishings.....	03	8203	1.9	0.0	0.1	0.0	-0.3	0.0
Curtains and draperies, made from purchased materials.....	03	820304	6.9	0.0	0.0	0.8	0.0	0.0
Other textiles, including towels and bed textiles.....	03	820312	0.5	0.0	0.2	-0.3	-0.4	0.0
Fabricated textile products, made in weaving mills.....	03	8203121	-8.3	-0.4	0.6	0.0	-2.4	-0.3
Other household textile products.....	03	8203122	1.2	0.0	0.1	-0.4	-0.2	0.0
Bedspreads, made from purchased materials.....	03	82031221	0.0	0.0	0.0	0.0	0.0	0.0
Sheets and pillowcases, made from purchased materials.....	03	82031223	0.0	0.0	0.0	0.0	0.0	0.0
Other household furnishings, made from purchased materials.....	03	82031226	1.5	0.0	0.1	-0.4	-0.3	0.0
Industrial and other fabricated products.....	03	83	5.5	0.0	0.1	0.4	-0.9	2.6
Industrial and other fabricated products.....	03	8303	5.5	0.0	0.1	0.4	-0.9	2.6
Rope, cordage, and twine.....	03	830321	5.3	0.2	0.2	0.2	0.8	-0.1
All other textile bags.....	03	830334	5.0	0.0	0.0	0.0	0.0	0.0
Canvas and related products.....	03	830345	4.0	0.0	0.0	0.8	0.0	2.1
All other fabricated textile products, excluding trimming and findings.....	03	830351	6.6	0.1	0.3	0.0	-2.4	4.1
All other miscellaneous fabricated textile products.....	03	8303516	7.6	0.1	0.5	0.0	0.0	0.3
Trimming and findings, excluding automobile and apparel.....	03	830361	7.7	0.0	0.0	0.0	0.0	0.0
Miscellaneous textile products/services.....	03	9	-6.6	-0.2	0.2	-0.6	-0.3	0.2
Miscellaneous textile products/services.....	03	94	-6.6	-0.2	0.2	-0.6	-0.3	0.2
Miscellaneous textile products/services.....	03	9401	-6.6	-0.2	0.2	-0.6	-0.3	0.2
Textile and fabric finishing, except broadwoven.....	03	940103	-9.6	0.8	-0.2	-1.8	-0.9	0.0
Hides, skins, leather, and related products.....	04	—	0.8	0.1	-0.7	0.8	0.5	0.1
Hides and skins, incl. cattle.....	04	1	-6.1	0.8	-3.9	-1.8	2.5	0.8
Hides and skins, incl. cattle.....	04	19	-6.1	0.8	-3.9	-1.8	2.5	0.8
Hides, skins, and pelts, made in slaughtering plants.....	04	1901	-6.1	0.8	-3.9	-1.8	2.5	0.8
Hides, skins, and pelts, made in slaughtering plants.....	04	190108	-6.1	0.8	-3.9	-1.8	2.5	0.8
Leather.....	04	2	-1.7	-0.3	-0.3	0.0	0.5	-0.1
Finished and unfinished leather.....	04	27	-1.7	-0.3	-0.3	0.0	0.5	-0.1
Finished and unfinished leather.....	04	2701	-1.7	-0.3	-0.3	0.0	0.5	-0.1
Finished and unfinished leather.....	04	270102	-1.7	-0.3	-0.3	0.0	0.5	-0.1
Footwear.....	04	3	2.2	0.0	0.0	0.1	0.0	0.0
Men's nonathletic footwear.....	04	31	2.9	0.0	0.0	0.1	0.0	0.0

See footnotes at end of table.

Table 7. Producer price index percentage changes for commodity and service groupings and individual items, not seasonally adjusted — Continued
[September 2023]

Title	Commodity code		Unadjusted 12-month percent change ¹	Unadjusted 1-month percent change ¹				
	Group code	Item code		Sept. 2022 to Sept. 2023 ^P	Apr. to May	May to June ^P	June to July ^P	July to Aug. ^P
Men's footwear (size 6 and larger), excluding athletic.	04	3105	2.9	0.0	0.0	0.1	0.0	0.0
Men's footwear (size 6 and larger), excluding athletic.	04	310501	2.9	0.0	0.0	0.1	0.0	0.0
Women's nonathletic footwear.	04	32	1.3	0.0	0.0	0.3	0.0	0.0
Women's footwear (size 4 and larger), excluding athletic.	04	3205	1.3	0.0	0.0	0.3	0.0	0.0
Women's footwear (size 4 and larger), excluding athletic.	04	320501	1.3	0.0	0.0	0.3	0.0	0.0
Other footwear including slippers.	04	39	0.0	0.0	0.0	0.0	0.0	0.0
Other footwear, excluding rubber and plastic soled footwear.	04	3901	0.0	0.0	0.0	0.0	0.0	0.0
Other footwear, excluding rubber and plastic soled footwear.	04	390104	0.0	0.0	0.0	0.0	0.0	0.0
Other leather and related products.	04	4	5.2	0.1	0.1	3.4	0.0	0.0
Luggage and small leather goods.	04	41	6.9	0.2	0.3	5.9	0.0	0.0
Luggage and small leather goods.	04	4101	6.9	0.2	0.3	5.9	0.0	0.0
Luggage (including suitcases, travel bags, backpacks, and other types).	04	410112	13.2	0.3	0.4	11.8	0.0	0.0
Women's and children's handbags and purses.	04	410128	0.6	0.0	0.1	0.0	0.0	0.0
Personal leather goods (excluding women's handbags and purses).	04	410132	1.2	0.2	0.0	0.0	0.0	0.0
Leather and leather-like goods, n.e.c.	04	45	3.2	0.0	-0.1	0.5	0.0	0.0
Leather and leather-like goods, n.e.c.	04	4501	3.2	0.0	-0.1	0.5	0.0	0.0
All other leather goods.	04	450101	3.6	0.0	-0.1	0.5	0.0	0.0
Boot and shoe cut stock and findings.	04	4501011	3.4	0.0	2.0	0.0	0.0	0.0
All other miscellaneous leather goods.	04	4501014	3.5	0.0	-0.4	0.6	0.0	0.0
Leather belts, made from purchased materials.	04	450111	0.0	0.0	0.0	0.0	0.0	0.0
Fuels and related products and power.	05	—	-10.2	-4.6	1.2	2.0	8.2	2.4
Coal.	05	1	-5.7	-2.9	0.8	1.3	1.9	0.9
Coal.	05	13	-5.7	-2.9	0.8	1.3	1.9	0.9
Coal.	05	1301	-5.7	-2.9	0.8	1.3	1.9	0.9
Unprepared bituminous coal and lignite (utility sold).	05	130101	-3.3	2.0	1.0	0.0	-1.0	-0.2
Unprepared bituminous coal and lignite from surface mine (utility sold).	05	1301011	-12.8	0.0	-3.2	0.2	-1.3	-1.2
Unprepared bituminous coal and lignite from underground mine (utility sold).	05	1301012	—	4.7	6.3	-0.3	-0.6	1.0
Prepared bituminous coal and lignite (utility sold).	05	130102	-4.9	-4.4	1.6	1.5	3.1	1.0
Prepared bituminous coal & lignite, from surface mine (utility sold).	05	1301021	9.6	-9.1	10.6	-6.5	8.9	1.5
Prepared bituminous coal & lignite, from underground mine (utility sold).	05	1301022	-11.5	-1.9	-2.8	5.9	0.3	0.7
Coal exports.	05	130103	—	0.0	0.4	0.6	-1.1	-1.9
Coal non-utility sold (including anthracite).	05	130104	6.5	-1.1	-6.0	3.1	0.5	5.8
Gas fuels.	05	3	-64.2	-8.8	-1.1	24.2	0.6	3.3
Natural gas.	05	31	-74.1	-2.0	2.2	23.6	-2.9	0.1
Natural gas.	05	3101	-74.1	-2.0	2.2	23.6	-2.9	0.1
Natural gas.	05	310105	-74.1	-2.0	2.2	23.6	-2.9	0.1
Natural gas from the wellhead.	05	3101051	-74.4	-1.6	1.4	24.3	-3.9	1.7
Natural gas from processing facilities.	05	3101052	-71.5	-4.4	6.7	19.5	2.4	-8.6
Liquefied petroleum gas.	05	32	-25.8	-17.4	-6.1	25.4	6.3	8.0
Liquefied petroleum gas.	05	3201	-25.8	-17.4	-6.1	25.4	6.3	8.0
Isopentane and natural gasoline.	05	320102	11.8	-9.4	-9.6	8.2	14.8	9.4
Propane.	05	320104	-26.8	-22.8	-16.0	13.1	15.4	12.7
Butane.	05	320105	-9.6	-24.0	-18.0	23.1	26.6	9.8
Plant condensate, ethane, gas mixtures, and other natural gas liquids.	05	320108	-34.2	-16.7	0.2	33.7	-0.4	6.3
Electric power.	05	4	4.5	1.3	6.5	0.5	0.2	0.0
Residential electric power.	05	41	5.4	0.8	4.5	0.2	0.1	-0.2
Residential electric power.	05	4121	5.4	0.8	4.5	0.2	0.1	-0.2
Residential electric power.	05	412101	5.4	0.8	4.5	0.2	0.1	-0.2
Residential electric power, New England.	05	4121011	7.8	0.0	0.0	-11.0	0.0	0.2
Residential electric power, Middle Atlantic.	05	4121012	-1.0	0.0	2.1	0.8	0.2	-0.5
Residential electric power, East North Central.	05	4121013	9.6	-0.2	6.2	0.0	0.1	0.1
Residential electric power, West North Central.	05	4121014	-5.5	0.1	12.4	-0.8	1.2	-3.6
Residential electric power, South Atlantic.	05	4121015	10.6	0.4	6.6	0.2	0.9	1.0
Residential electric power, East South Central.	05	4121016	1.6	1.7	3.0	-0.1	-0.3	-1.4
Residential electric power, West South Central.	05	4121017	-3.2	3.3	2.8	3.5	-1.2	-0.3
Residential electric power, Mountain.	05	4121018	4.1	3.5	0.5	0.8	0.0	-1.6
Residential electric power, Pacific.	05	4121019	13.9	0.0	4.6	1.5	0.0	0.5
Commercial electric power.	05	42	3.5	1.3	8.5	0.6	0.1	0.0

See footnotes at end of table.

Table 7. Producer price index percentage changes for commodity and service groupings and individual items, not seasonally adjusted — Continued
 [September 2023]

Title	Commodity code		Unadjusted 12-month percent change ¹	Unadjusted 1-month percent change ¹				
	Group code	Item code		Sept. 2022 to Sept. 2023 ^P	Apr. to May	May to June ^P	June to July ^P	July to Aug. ^P
Commercial electric power.....	05	4221	3.5	1.3	8.5	0.6	0.1	0.0
Commercial electric power.....	05	422101	3.5	1.3	8.5	0.6	0.1	0.0
Commercial electric power, New England.....	05	4221011	-2.1	-0.2	0.0	-13.7	0.0	0.4
Commercial electric power, Middle Atlantic.....	05	4221012	-11.3	-5.3	11.4	3.5	-1.0	-0.4
Commercial electric power, East North Central.....	05	4221013	11.3	-0.1	11.3	-0.1	0.4	0.5
Commercial electric power, West North Central.....	05	4221014	-4.8	-2.1	8.7	1.8	3.0	-3.8
Commercial electric power, South Atlantic.....	05	4221015	8.2	0.1	3.3	-1.5	0.6	1.8
Commercial electric power, East South Central.....	05	4221016	-3.5	-0.8	4.3	2.1	-0.4	-0.8
Commercial electric power, West South Central.....	05	4221017	-5.0	1.8	7.8	3.5	-0.7	-0.5
Commercial electric power, Mountain.....	05	4221018	8.2	2.5	2.4	2.2	0.0	-2.9
Commercial electric power, Pacific.....	05	4221019	17.4	9.9	15.6	2.1	0.0	0.7
Industrial electric power.....	05	43	4.4	2.7	7.7	1.2	0.5	0.1
Industrial electric power.....	05	4321	4.4	2.7	7.7	1.2	0.5	0.1
Industrial electric power.....	05	432101	4.4	2.7	7.7	1.2	0.5	0.1
Industrial electric power, New England.....	05	4321011	-3.4	-0.5	0.9	7.1	-3.0	-6.0
Industrial electric power, Middle Atlantic.....	05	4321012	-20.7	0.0	-0.8	-0.7	0.8	0.6
Industrial electric power, East North Central.....	05	4321013	38.5	-0.2	22.2	0.0	1.4	0.1
Industrial electric power, West North Central.....	05	4321014	-6.1	4.4	9.5	2.2	0.9	-5.7
Industrial electric power, South Atlantic.....	05	4321015	5.8	0.4	2.7	-1.7	0.8	1.9
Industrial electric power, East South Central.....	05	4321016	-6.6	-3.3	5.6	2.5	0.6	-0.9
Industrial electric power, West South Central.....	05	4321017	-2.6	1.1	5.7	0.3	-0.7	-0.8
Industrial electric power, Mountain.....	05	4321018	-15.2	8.9	-9.0	6.9	2.4	7.2
Industrial electric power, Pacific.....	05	4321019	8.9	10.6	12.3	1.0	0.0	0.4
Transportation electric power.....	05	46	7.4	0.0	8.2	-2.3	0.0	1.7
Transportation electric power.....	05	4621	7.4	0.0	8.2	-2.3	0.0	1.7
Transportation electric power.....	05	462111	7.4	0.0	8.2	-2.3	0.0	1.7
Utility natural gas.....	05	5	-20.0	-4.2	-0.6	1.4	1.5	-0.9
Residential natural gas.....	05	51	-14.6	-2.6	-0.1	0.5	0.9	-1.0
Residential natural gas.....	05	5121	-14.6	-2.6	-0.1	0.5	0.9	-1.0
Residential natural gas.....	05	512101	-14.6	-2.6	-0.1	0.5	0.9	-1.0
Residential natural gas, New England.....	05	5121011	-21.9	-18.0	1.8	-9.8	-0.4	-0.9
Residential natural gas, Middle Atlantic.....	05	5121012	-0.5	-0.5	-1.1	-0.4	1.4	-0.1
Residential natural gas, East North Central.....	05	5121013	-27.1	-2.7	0.7	1.7	-0.5	-2.0
Residential natural gas, West North Central.....	05	5121014	-24.5	-1.8	-4.1	0.4	-1.4	-1.2
Residential natural gas, South Atlantic.....	05	5121015	-17.4	2.4	0.2	2.7	-1.4	0.0
Residential natural gas, East South Central.....	05	5121016	-28.1	0.5	0.3	4.2	-0.5	-12.1
Residential natural gas, West South Central.....	05	5121017	-20.8	-6.1	0.8	2.9	0.8	0.7
Residential natural gas, Mountain.....	05	5121018	7.3	-3.8	-0.2	-2.2	0.9	0.1
Residential natural gas, Pacific.....	05	5121019	-8.5	-1.0	0.8	2.6	5.1	-0.9
Commercial natural gas.....	05	52	-25.7	-6.0	-1.2	2.0	1.7	-2.2
Commercial natural gas.....	05	5221	-25.7	-6.0	-1.2	2.0	1.7	-2.2
Commercial natural gas.....	05	522101	-25.7	-6.0	-1.2	2.0	1.7	-2.2
Commercial natural gas, New England.....	05	5221011	-36.6	-25.7	-7.4	-1.9	-1.4	-3.2
Commercial natural gas, Middle Atlantic.....	05	5221012	-15.7	-2.5	-3.1	0.1	4.1	-0.2
Commercial natural gas, East North Central.....	05	5221013	-39.1	-5.1	0.0	3.0	-1.4	-8.4
Commercial natural gas, West North Central.....	05	5221014	-30.1	-5.8	-3.0	5.5	-1.1	-1.0
Commercial natural gas, South Atlantic.....	05	5221015	-28.0	0.5	-0.6	2.0	0.6	-1.3
Commercial natural gas, East South Central.....	05	5221016	-32.5	-7.0	-2.2	3.0	2.7	-6.1
Commercial natural gas, West South Central.....	05	5221017	-26.7	-5.0	2.1	2.6	2.3	0.9
Commercial natural gas, Mountain.....	05	5221018	12.1	-5.6	0.0	-1.1	1.7	0.7
Commercial natural gas, Pacific.....	05	5221019	-23.1	-5.3	2.2	5.4	6.7	-0.5
Industrial natural gas.....	05	53	-26.4	-4.7	-1.3	4.0	4.3	-0.3
Industrial natural gas.....	05	5321	-26.4	-4.7	-1.3	4.0	4.3	-0.3
Industrial natural gas.....	05	532101	-26.4	-4.7	-1.3	4.0	4.3	-0.3
Industrial natural gas, New England.....	05	5321011	-42.1	-29.1	-7.6	-6.4	-1.5	-3.5
Industrial natural gas, Middle Atlantic.....	05	5321012	-8.2	-1.4	-2.1	10.5	0.8	-0.4
Industrial natural gas, East North Central.....	05	5321013	-46.0	-10.3	1.2	8.3	0.4	0.3
Industrial natural gas, West North Central.....	05	5321014	-9.4	0.3	-1.7	7.2	1.3	0.7
Industrial natural gas, South Atlantic.....	05	5321015	-20.4	0.0	-0.1	1.3	0.1	0.4
Industrial natural gas, East South Central.....	05	5321016	-38.7	-1.5	-3.9	5.6	3.0	-6.7
Industrial natural gas, West South Central.....	05	5321017	-38.6	-5.3	-1.3	4.5	12.6	1.1
Industrial natural gas, Mountain.....	05	5321018	24.8	3.4	0.0	-1.1	4.7	0.2
Industrial natural gas, Pacific.....	05	5321019	9.9	-4.1	-2.0	-0.5	1.4	-1.8

See footnotes at end of table.

Table 7. Producer price index percentage changes for commodity and service groupings and individual items, not seasonally adjusted — Continued
[September 2023]

Title	Commodity code		Unadjusted 12-month percent change ¹	Unadjusted 1-month percent change ¹				
	Group code	Item code		Sept. 2022 to Sept. 2023 ^P	Apr. to May	May to June ^P	June to July ^P	July to Aug. ^P
Natural gas to electric power.....	05	54	-22.7	-5.5	-1.0	2.0	1.8	-0.2
Natural gas to electric power.....	05	5421	-22.7	-5.5	-1.0	2.0	1.8	-0.2
Natural gas to electric power.....	05	542101	-22.7	-5.5	-1.0	2.0	1.8	-0.2
Crude petroleum (domestic production).....	05	6	2.1	-9.8	-4.2	8.5	8.2	10.1
Crude petroleum (domestic production).....	05	61	2.1	-9.8	-4.2	8.5	8.2	10.1
Crude petroleum (domestic production).....	05	6101	2.1	-9.8	-4.2	8.5	8.2	10.1
Crude petroleum (domestic production).....	05	610102	2.1	-9.8	-4.2	8.5	8.2	10.1
Petroleum products, refined.....	05	7	-5.9	-6.7	-1.2	-0.2	17.6	2.5
Gasoline.....	05	71	6.3	-7.3	1.2	1.9	11.6	0.0
Unleaded premium gasoline.....	05	7103	4.7	-4.8	1.3	1.4	9.5	1.2
Unleaded premium gasoline.....	05	710304	4.7	-4.8	1.3	1.4	9.5	1.2
Unleaded regular gasoline.....	05	7104	6.9	-7.9	0.9	2.2	12.0	-0.3
Unleaded regular gasoline.....	05	710404	6.9	-7.9	0.9	2.2	12.0	-0.3
Unleaded mid-premium gasoline.....	05	7105	9.5	-8.5	3.7	0.4	16.3	-1.4
Unleaded mid-premium gasoline.....	05	710504	9.5	-8.5	3.7	0.4	16.3	-1.4
Kerosene and jet fuels.....	05	72	-7.9	-11.6	1.7	4.5	23.6	8.0
Kerosene.....	05	7202	-16.4	-10.9	-1.1	3.3	23.5	5.7
Kerosene.....	05	720201	-16.4	-10.9	-1.1	3.3	23.5	5.7
Jet fuel.....	05	7203	-7.4	-11.6	1.8	4.6	23.6	8.2
Jet fuel.....	05	720301	-7.4	-11.6	1.8	4.6	23.6	8.2
Light fuel oils.....	05	73	-17.9	-6.4	-5.2	-5.2	31.7	4.7
Home heating oil and distillates.....	05	7302	-6.8	-10.4	1.8	9.1	15.0	11.2
Home heating oil and distillates.....	05	730201	-6.8	-10.4	1.8	9.1	15.0	11.2
No. 2 diesel fuel.....	05	7303	-18.6	-6.2	-5.6	-6.1	32.9	4.3
No. 2 diesel fuel.....	05	730302	-18.6	-6.2	-5.6	-6.1	32.9	4.3
Residual fuels (heavy fuel oils, incl. #5, #6, & other residual fuels).....	05	74	-11.7	11.2	-9.8	4.5	5.3	7.9
Residual fuels (heavy fuel oils, incl. #5, #6, & other residual fuels).....	05	7407	-11.7	11.2	-9.8	4.5	5.3	7.9
Residual fuels (heavy fuel oils, incl. #5, #6, & other residual fuels).....	05	740703	-11.7	11.2	-9.8	4.5	5.3	7.9
Finished lubricants.....	05	76	0.6	0.1	1.3	-0.3	-0.1	-1.1
Lubricating and similar oils.....	05	7604	-2.8	0.1	-0.4	-0.4	-0.1	-1.4
Lubricating and similar oils not from petroleum refineries.....	05	760401	-2.8	0.1	-0.4	-0.4	-0.1	-1.4
Lubricating oil base stocks.....	05	78	-33.3	-12.7	1.6	-1.7	-0.5	0.0
Lubricating oil base stocks.....	05	7801	-33.3	-12.7	1.6	-1.7	-0.5	0.0
Lubricating oil base stocks.....	05	780121	-33.3	-12.7	1.6	-1.7	-0.5	0.0
Asphalt and other petroleum and coal products, n.e.c.....	05	8	-18.6	-12.4	6.5	-0.8	1.0	6.3
Asphalt and other petroleum and coal products, n.e.c.....	05	81	-18.6	-12.4	6.5	-0.8	1.0	6.3
Asphalt.....	05	8102	-25.7	4.1	3.4	-0.2	-0.7	-0.2
Asphalt.....	05	810212	-25.7	4.1	3.4	-0.2	-0.7	-0.2
Other petroleum and coal products, including coke oven products, n.e.c.....	05	8103	3.2	-16.5	7.5	-1.0	1.4	8.2
Other petroleum and coal products, including coke oven products, n.e.c.....	05	810319	3.2	-16.5	7.5	-1.0	1.4	8.2
Other petroleum and coal products, made in coke oven establishments.....	05	8103191	-5.7	-1.3	-0.4	-0.8	-0.1	-0.2
Chemicals and allied products.....	06	-	-5.5	-0.9	-0.9	-1.3	-0.3	0.1
Industrial chemicals.....	06	1	-11.8	-1.8	-1.5	-2.6	-1.1	0.2
Basic inorganic chemicals.....	06	13	-7.0	-1.6	-1.2	-3.6	-1.5	0.6
Inorganic chemicals, other than alkalis and chlorine.....	06	1302	-3.1	-1.0	-0.5	-0.8	-1.5	1.4
Aluminum compounds.....	06	130209	3.8	-1.1	0.0	0.2	-2.4	0.0
Inorganic acids, inc. hydrochloric, sulfuric acid, and other.....	06	13020T	-27.1	-7.7	-0.9	-0.9	-0.2	0.3
Sulfuric acid.....	06	13020T1	-38.6	-11.8	-0.3	-0.7	-1.2	0.8
Lime.....	06	130213	19.6	1.1	0.0	-0.1	0.4	-0.2
Potassium and sodium compounds, excluding bleaches, alkalis, and alum.....	06	130217	4.6	-3.0	0.0	-3.3	-1.4	-1.1
Rock salt.....	06	130271	-	0.2	0.0	0.0	-	-
Other inorganic chemicals, nec.....	06	130283	1.0	0.4	-0.5	-0.9	-0.2	1.6
All other inorganic chemicals.....	06	1302833	2.9	0.5	-0.7	-0.9	-0.3	2.1
Alkalis and chlorine, including natural sodium carbonate and sulfate.....	06	1303	-17.2	-2.9	-2.7	-10.3	-1.4	-1.6
Chlorine, sodium hydroxide, and other alkalis.....	06	130302	-20.8	-3.2	-3.1	-10.9	-1.8	-1.8
Sodium hydroxide (caustic soda).....	06	1303024	-30.2	-4.7	-5.0	-12.8	-3.1	-3.3
Other alkalis.....	06	1303028	-5.4	-0.6	0.4	-7.2	0.3	0.3
Basic organic chemicals.....	06	14	-12.7	-1.8	-1.5	-2.4	-1.0	0.2

See footnotes at end of table.

Table 7. Producer price index percentage changes for commodity and service groupings and individual items, not seasonally adjusted — Continued
[September 2023]

Title	Commodity code		Unadjusted 12-month percent change ¹	Unadjusted 1-month percent change ¹				
	Group code	Item code		Sept. 2022 to Sept. 2023 ^P	Apr. to May	May to June ^P	June to July ^P	July to Aug. ^P
Primary basic organic chemicals.....	06	1401	-30.7	-5.9	-5.5	-7.1	-2.7	0.5
Aromatics.....	06	140197	-0.4	2.9	-7.2	-4.5	-3.3	6.8
Liquid refinery gases.....	06	140198	-39.4	-9.1	-4.9	-8.2	-2.5	-2.1
Cyclic intermediate chemicals and dyes.....	06	1402	-2.7	0.5	-0.3	-1.6	-0.5	-0.6
Cyclic intermediate chemicals.....	06	140281	-2.0	0.1	-0.3	-1.7	-0.2	0.1
Synthetic organic dyes.....	06	140282	-8.1	3.8	-0.9	-1.0	-3.0	-6.1
Other basic organics.....	06	1403	-3.2	0.1	0.3	-0.4	-0.3	0.1
Ethanol (ethyl alcohol).....	06	140341	-5.0	3.6	3.3	-1.0	-4.6	-0.6
Other basic organics, n.e.c.....	06	140399	-2.8	-1.2	-0.9	-0.2	1.3	0.4
Fatty acids.....	06	1403991	-14.5	-3.5	0.2	2.5	5.9	2.4
Bulk pesticides and other bulk synthetic organic agricultural chemicals, excluding preparation.....	06	1403992	-2.9	0.0	-1.0	0.0	0.1	0.0
Industrial organic flavor oil mixtures and blends.....	06	1403993	-9.7	0.0	0.0	0.0	-1.0	0.4
Natural organic chemicals.....	06	1403995	3.2	0.1	-0.6	-0.2	-0.4	0.0
Synthetic organic chemicals for use as flavor and perfume materials.....	06	1403997	34.3	37.8	0.0	0.0	0.0	0.0
Synthetic organic rubber-processing chemicals.....	06	1403998	-	-0.3	0.2	-0.2	-2.5	-
Synthetic organic plasticizers.....	06	1403999	-16.2	0.2	-4.5	-2.5	3.9	-3.9
Other synthetic organic chemicals.....	06	140399A	-11.6	-4.7	-1.7	-1.4	-2.5	0.3
Miscellaneous end use chemicals and chemical products, excluding urea.....	06	140399B	8.1	0.0	-0.8	0.9	3.1	0.4
Miscellaneous cyclic and acyclic chemicals and chemical products, excluding fatty acid esters.....	06	140399C	-10.3	-3.0	-0.6	-1.8	1.5	0.0
Paints and allied products.....	06	2	0.3	0.5	0.0	-1.1	1.2	-0.2
Prepared paint.....	06	21	-0.8	0.1	-0.2	-0.5	0.0	-0.1
Architectural coatings.....	06	2101	1.8	0.0	0.0	0.0	0.0	0.0
Architectural coatings.....	06	210104	1.8	0.0	0.0	0.0	0.0	0.0
Exterior architectural coatings.....	06	2101041	2.9	0.0	0.0	0.0	0.0	0.0
Interior architectural coatings.....	06	2101042	1.0	0.0	0.0	0.0	0.0	0.0
OEM finishes excluding marine coatings.....	06	2102	-0.2	-0.2	0.0	-1.9	-0.2	0.7
OEM finishes excluding marine coatings.....	06	210201	-0.2	-0.2	0.0	-1.9	-0.2	0.7
Transportation finishes, except powdered and high-solids coatings.....	06	2102011	0.8	-0.6	0.9	-1.4	-1.2	2.1
All other product finishes for original equipment manufacturers (OEM), excluding marine coating.....	06	2102012	-0.7	-0.1	-0.3	-2.0	0.1	0.4
Special purpose coatings, incl. marine, industrial & construction coatings.....	06	2103	-6.6	0.7	-1.1	-0.2	-0.1	-1.4
Special purpose coatings, incl. marine, industrial & construction coatings.....	06	210301	-6.6	0.7	-1.1	-0.2	-0.1	-1.4
Paint materials.....	06	22	5.8	2.1	1.0	-3.8	6.6	0.0
Paint colors.....	06	2202	4.9	2.4	1.2	-4.3	7.5	0.0
All other inorganic pigments, including TiO ₂ , chrome colors, and other white opaque pigments.....	06	22020N	5.2	2.9	0.4	-4.4	8.1	0.0
Synthetic organic pigments, lakes, and toners.....	06	220298	1.9	-1.4	6.7	-3.6	3.5	0.0
Kaolin and ball clay.....	06	2204	13.6	0.0	0.0	0.0	0.0	0.0
Kaolin and ball clay.....	06	220407	13.6	0.0	0.0	0.0	0.0	0.0
Allied and miscellaneous paint products.....	06	23	-3.4	0.1	-0.6	-0.1	-0.1	-2.3
Allied and miscellaneous paint products.....	06	2301	-3.4	0.1	-0.6	-0.1	-0.1	-2.3
Allied and miscellaneous paint products.....	06	230104	-3.4	0.1	-0.6	-0.1	-0.1	-2.3
Drugs and pharmaceuticals.....	06	3	3.2	-0.1	0.0	0.5	0.1	-0.1
Medicinal and botanical chemicals, drugs, and other products.....	06	31	0.4	0.0	-0.1	0.0	-0.2	-0.1
Medicinal and botanical chemicals, drugs, and other products.....	06	3102	0.4	0.0	-0.1	0.0	-0.2	-0.1
Synthetic organic medicinal chemicals, medicinal & botanical drugs, & other products.....	06	310203	0.4	0.0	-0.1	0.0	-0.2	-0.1
Veterinary pharmaceutical preparations.....	06	34	-	0.0	0.0	0.0	0.0	-
Pharmaceuticals for veterinary use.....	06	3403	-	0.0	0.0	0.0	0.0	-
Pharmaceuticals for veterinary use.....	06	340303	-	0.0	0.0	0.0	0.0	-
Biological products, including diagnostics.....	06	37	4.9	-0.3	-0.1	1.0	-0.1	-0.4
Biological products, excluding diagnostic, for veterinary, industrial, and all other misc. uses.....	06	3717	14.9	-0.7	-0.6	1.0	0.0	0.0
Biological products, excluding diagnostic, for veterinary, industrial, and all other misc. uses.....	06	371705	-	-0.7	-0.6	1.0	0.0	0.0
Diagnostics.....	06	3718	2.5	-0.5	0.1	0.5	-0.3	-1.0
In-vitro diagnostic substances.....	06	371801	-0.4	-0.5	-0.1	-0.3	-0.7	-1.4
Biological products, excluding diagnostic, for human use.....	06	3719	2.7	0.0	0.0	1.4	0.0	0.0
Biological products, excluding diagnostic, for human use.....	06	371904	-	0.0	0.0	1.4	0.0	0.0

See footnotes at end of table.

Table 7. Producer price index percentage changes for commodity and service groupings and individual items, not seasonally adjusted — Continued
[September 2023]

Title	Commodity code		Unadjusted 12-month percent change ¹	Unadjusted 1-month percent change ¹				
	Group code	Item code		Sept. 2022 to Sept. 2023 ^P	Apr. to May	May to June ^P	June to July ^P	July to Aug. ^P
Pharmaceutical preparations.....	06	38	2.7	-0.1	0.0	0.3	0.2	0.0
Pharmaceuticals affecting neoplasms, the endocrine system, & metabolic diseases.....	06	3801	1.3	0.0	0.0	0.3	0.0	0.0
Cancer therapy products.....	06	380102	2.5	-0.7	0.0	1.3	0.0	0.0
Insulin/antidiabetes products.....	06	380103	2.8	0.0	0.0	0.3	0.0	0.0
Other neoplasms, endocrine system, and metabolic diseases.....	06	380104	1.1	0.0	0.0	0.2	0.0	0.0
Hormones and oral contraceptives.....	06	380105	0.7	0.0	0.0	0.0	0.0	0.0
Pharmaceuticals acting on the central nervous system and the sense organs.....	06	3802	4.7	-0.3	0.0	0.1	0.0	0.0
Analgesics.....	06	380202	4.6	0.0	0.0	0.4	0.0	0.0
Analgesics, over-the-counter.....	06	380202OC	-	0.0	0.0	4.4	0.0	-
Analgesics, prescription.....	06	380202RX	4.6	0.0	0.0	0.0	0.0	0.0
Psychotherapeutics.....	06	380203	9.2	0.0	0.0	0.0	0.0	0.0
Antidepressants.....	06	3802031	10.0	0.0	0.0	0.0	0.0	0.0
Other psychotherapeutics, including tranquilizers.....	06	3802032	4.3	0.0	0.0	0.0	0.1	0.0
Anticonvulsants.....	06	380204	-9.6	-13.9	0.0	0.0	0.0	0.0
Other central nervous system and sense organs.....	06	380205	4.8	0.0	0.0	0.0	0.0	0.0
Pharmaceuticals acting on the cardiovascular system.....	06	3803	4.8	0.0	0.0	0.0	0.0	0.0
Other cardiovascular preparations.....	06	380305	3.9	0.0	0.0	0.1	0.0	0.0
Pharmaceuticals acting on the respiratory system.....	06	3804	-0.2	0.0	0.1	0.1	0.0	0.0
Antihistamines and bronchodilators, including antiasthmatics.....	06	380402	2.7	0.0	0.0	0.0	0.0	0.0
Other respiratory preparations.....	06	380403	-1.9	0.0	0.2	0.3	0.0	0.0
Other respiratory preparations, over-the-counter.....	06	380403OC	3.6	0.0	0.5	0.0	0.0	0.0
Other respiratory preparations, prescription.....	06	380403RX	-	0.0	0.0	0.7	-	-
Pharmaceuticals acting on the digestive or the genito-urinary systems.....	06	3805	-0.8	0.0	-0.5	0.0	0.0	0.0
Other digestive or genito-urinary preparations.....	06	380503	-0.7	0.0	-0.5	0.0	0.0	0.0
Other digestive or genito-urinary preparations, prescription.....	06	380503RX	-0.8	0.0	-0.6	0.0	0.0	0.0
Pharmaceuticals acting on the skin.....	06	3806	0.8	0.0	0.0	0.0	0.0	0.0
Other pharmaceutical preparations acting on the skin.....	06	380603	0.9	0.0	0.0	0.0	0.0	0.0
Anti-acne preparations.....	06	380606	0.1	0.0	0.0	0.0	0.0	0.0
Vitamin, nutrient, and hematonic preparations.....	06	3807	4.3	0.2	-0.2	1.4	1.5	-0.1
Multivitamins.....	06	380702	9.0	0.0	0.0	8.3	0.0	0.0
Other vitamins and nutrients.....	06	380703	1.4	0.0	-0.3	0.0	0.0	-0.1
Pharmaceuticals affecting parasitic and infective diseases.....	06	3808	1.9	0.0	0.0	0.2	0.0	0.0
Broad and medium spectrum antibiotics.....	06	380802	0.6	0.0	0.0	0.0	0.0	0.0
Systemic antivirals.....	06	380803	3.2	0.0	0.0	0.0	0.0	0.0
Other parasitic and infective diseases.....	06	380804	3.3	0.0	0.0	0.4	0.0	0.0
Fats and oils, inedible.....	06	4	-8.9	-4.0	0.5	7.1	3.4	0.1
Fats and oils, inedible.....	06	41	-8.9	-4.0	0.5	7.1	3.4	0.1
Fats and oils, inedible.....	06	4101	-8.9	-4.0	0.5	7.1	3.4	0.1
Soybean oil, processed for inedible purposes.....	06	410131	-7.0	-4.1	0.4	8.8	3.1	-0.9
Crude soybean oil, degummed, made from soybeans crushed in the same establishment.....	06	4101311	-2.1	-1.2	-3.5	3.5	3.0	-0.7
Soybean oil, all other types.....	06	4101312	-9.0	-5.8	2.8	11.8	3.2	-1.0
Lard, inedible tallow, and grease, except wool grease.....	06	410132	-16.1	-3.5	0.8	0.0	4.9	4.7
Agricultural chemicals and chemical products.....	06	5	-23.4	-3.0	-3.7	-5.5	0.8	0.3
Mixed fertilizers.....	06	51	-8.9	-0.7	-0.9	-2.0	-1.3	-0.6
Mixed fertilizers.....	06	5105	-8.9	-0.7	-0.9	-2.0	-1.3	-0.6
Mixed fertilizers.....	06	510501	-8.9	-0.7	-0.9	-2.0	-1.3	-0.6
Mixed fertilizers, made in plants which manufacture fertilizer materials.....	06	5105011	-6.7	-2.5	-0.9	-2.9	2.6	0.9
Mixed fertilizers, dry, mixing only.....	06	5105012	-5.9	0.1	-0.8	-0.8	-2.8	-0.3
Mixed fertilizers, liquid, mixing only.....	06	5105013	-27.5	1.1	-1.6	-5.1	-5.7	-7.1
Fertilizer materials.....	06	52	-35.8	-4.7	-7.3	-12.5	3.0	1.7
Nitrogenates.....	06	5201	-40.9	-7.4	-13.1	-0.8	-1.4	2.2
Fertilizer materials of organic origin.....	06	520137	-0.4	-0.4	-0.3	0.0	0.0	0.0
Synthetic ammonia, nitric acid, ammonium compounds, and urea.....	06	52013A	-43.5	-8.0	-14.3	-0.9	-1.6	2.4
Phosphates.....	06	5202	-28.2	-2.1	-1.7	-22.3	7.7	1.2
Phosphoric acid, 52-54 percent APA, superphosphates and other phosphate fertilizer materials.....	06	52026A	-28.2	-2.1	-1.7	-22.3	7.7	1.2
Other agricultural chemicals.....	06	53	-14.3	-2.3	-1.3	-0.1	-0.1	-0.6
Other agricultural chemicals.....	06	5301	-14.3	-2.3	-1.3	-0.1	-0.1	-0.6
Lawn and garden pesticides and chemicals.....	06	530107	1.9	0.0	0.0	0.0	0.0	-3.0
Household and institutional pesticides and chemicals.....	06	530108	5.1	0.0	0.0	0.0	0.2	0.0
Agricultural and commercial pesticides and chemicals.....	06	530109	-16.3	-2.5	-1.4	-0.1	-0.1	-0.6

See footnotes at end of table.

Table 7. Producer price index percentage changes for commodity and service groupings and individual items, not seasonally adjusted — Continued
[September 2023]

Title	Commodity code		Unadjusted 12-month percent change ¹ Sept. 2022 to Sept. 2023 ^P	Unadjusted 1-month percent change ¹				
	Group code	Item code		Apr. to May	May to June ^P	June to July ^P	July to Aug. ^P	Aug. to Sept. ^P
Plastic resins and materials.....	06	6	-12.0	-1.1	-1.9	-3.4	-0.9	0.7
Thermoplastic resins and plastics materials.....	06	62	-13.2	-0.5	-2.0	-3.2	-1.5	0.2
Thermoplastic resins and plastics materials.....	06	6212	-13.2	-0.5	-2.0	-3.2	-1.5	0.2
Thermoplastic resins and plastics materials.....	06	621201	-13.2	-0.5	-2.0	-3.2	-1.5	0.2
Thermosetting resins and plastics materials.....	06	63	-3.8	-5.4	-1.0	-5.0	3.0	4.3
Thermosetting resins and plastics materials.....	06	6306	-3.8	-5.4	-1.0	-5.0	3.0	4.3
Thermosetting resins and plastics materials.....	06	630601	-3.8	-5.4	-1.0	-5.0	3.0	4.3
Other chemicals and allied products.....	06	7	3.3	0.4	-0.2	0.2	-0.1	-0.2
Soaps and detergents.....	06	71	9.9	0.0	-0.1	0.1	0.0	0.0
Soaps and other detergents.....	06	7104	9.9	0.0	-0.1	0.1	0.0	0.0
Soaps and detergents, commercial, industrial, and institutional.....	06	710401	11.2	-0.1	0.0	0.3	0.0	0.0
Commercial, industrial, and institutional hard surface cleaners.....	06	71040101	6.7	-0.7	0.0	0.0	0.0	0.0
Commercial, industrial, and institutional laundry detergents.....	06	71040102	6.2	0.0	0.0	0.1	0.0	0.0
Commercial, industrial, and institutional dishwashing detergents.....	06	71040103	20.9	0.0	0.0	0.0	0.0	0.0
Commercial, industrial, and institutional metal cleaners.....	06	71040104	2.8	0.0	0.0	0.0	0.0	0.0
Dairy, farm, and food plant cleaners, sanitizers, etc.....	06	71040106	0.7	0.0	0.0	0.0	0.0	0.0
Commercial, industrial, and institutional soaps, excluding specialty cleaners.....	06	71040107	2.9	0.3	0.0	0.0	0.0	0.0
Household detergents.....	06	710402	11.0	0.1	0.0	0.2	0.3	0.1
Household alkaline detergents and cleaners.....	06	7104021	9.9	0.1	0.0	0.3	0.3	0.1
Household dry and liquid laundry detergents.....	06	7104022	10.5	0.0	0.0	0.0	0.0	0.0
Soaps, excluding specialty cleaners, household.....	06	710403	0.5	0.0	-0.2	-0.4	0.0	-0.1
Polish and other sanitation goods.....	06	72	2.4	0.0	0.1	-0.2	0.0	0.0
Polish and other sanitation goods.....	06	7201	2.4	0.0	0.1	-0.2	0.0	0.0
Polishing preparations and related products.....	06	720103	1.5	-0.1	0.8	-0.6	0.0	0.0
Specialty cleaning and sanitation products.....	06	720105	1.1	0.1	0.0	-0.2	0.0	0.0
Disinfectants, nonagricultural, industrial and institutional.....	06	7201051	0.7	0.0	0.0	0.0	0.0	0.0
Air and room fresheners.....	06	7201053	0.4	0.0	0.0	0.0	0.0	0.0
Laundry fabric softeners and rinses, liquid and dry.....	06	7201058	3.6	1.0	0.0	0.9	0.0	0.0
Other specialty cleaning and sanitation products.....	06	7201059	1.4	0.1	0.0	-0.7	0.0	0.0
Cosmetics and other toilet preparations.....	06	75	5.1	0.5	0.4	0.0	0.0	-0.1
Shaving preparations.....	06	7502	0.5	0.0	0.0	0.2	0.0	0.0
Shaving preparations.....	06	750206	0.5	0.0	0.0	0.2	0.0	0.0
Perfumes, toilet waters, and colognes.....	06	7503	4.1	0.0	0.0	0.0	0.0	0.0
Perfumes, toilet waters, and colognes.....	06	750306	4.1	0.0	0.0	0.0	0.0	0.0
Hair preparations (including shampoos).....	06	7504	2.6	0.0	0.0	0.1	0.0	0.0
Hair preparations (including shampoos).....	06	750407	2.6	0.0	0.0	0.1	0.0	0.0
Hair preparations incl professional, consumer, and cream/gel shampoos.....	06	75040701	2.7	0.0	0.0	0.1	0.0	0.0
Hair tonics and hair dressings incl professional and consumer use.....	06	75040702	2.1	0.0	0.0	0.0	0.0	0.0
Toothpastes, denture cleaners, and mouthwashes.....	06	7505	7.5	0.0	0.1	0.0	-0.1	0.0
Denture cleaners, mouthwashes, gargles, and rinses.....	06	750504	7.0	0.0	0.1	0.0	-0.1	0.0
Creams, lotions, and oils, excluding shaving, hair, and deodorant.....	06	7514	6.9	0.0	0.0	0.0	0.0	0.0
Creams, lotions, and oils, excluding shaving, hair, and deodorant.....	06	751401	6.9	0.0	0.0	0.0	0.0	0.0
Other cosmetics and toilet preparations.....	06	7515	4.6	1.2	0.8	0.0	0.0	-0.3
Other cosmetics and toilet preparations.....	06	751501	4.6	1.2	0.8	0.0	0.0	-0.3
Misc. chemical prod. and preparations.....	06	79	0.6	0.4	-0.5	0.3	-0.2	-0.3
Explosives and blasting accessories.....	06	7902	3.8	-0.9	0.2	0.2	-0.5	0.0
Explosives and blasting accessories.....	06	790234	3.8	-0.9	0.2	0.2	-0.5	0.0
Industrial gases.....	06	7903	-0.3	2.1	-1.3	1.5	-1.5	0.0
Carbon dioxide.....	06	790302	6.0	2.8	0.0	2.2	-1.3	0.6
Nitrogen.....	06	790303	2.3	0.0	-1.7	1.3	-1.6	0.1
Oxygen.....	06	790304	6.8	4.1	-0.9	-1.2	-0.1	-0.1
Argon and hydrogen.....	06	790309	3.7	0.6	1.6	-0.6	0.4	-0.1
Other industrial gases (including fluorocarbon and acetylene).....	06	790312	-5.6	2.2	-2.0	2.9	-2.5	0.0
Adhesives and sealants.....	06	7904	2.2	0.1	-0.2	0.0	-0.1	0.0
Synthetic resin and rubber adhesives.....	06	790402	2.2	0.1	-0.3	0.0	-0.2	0.0
Epoxy adhesives.....	06	7904021	2.7	0.7	0.0	0.0	0.0	0.2
Other synthetic resin and rubber adhesives.....	06	7904026	-0.3	-0.1	-0.8	0.1	-0.1	-0.1
Structural sealants (load bearing).....	06	790407	-1.9	0.0	0.0	0.0	0.0	0.0
Nonstructural caulking compounds and sealants.....	06	79040A	2.8	0.1	0.0	0.0	0.0	0.0
Surface active agents.....	06	7905	-3.2	-0.4	0.7	0.0	0.0	-1.2
Textile and leather assistants and finishes.....	06	790501	-	-1.7	-1.9	-	-	-
Surfactants (bulk surface active agents).....	06	790502	0.8	0.0	1.6	0.0	0.0	-1.6

See footnotes at end of table.

Table 7. Producer price index percentage changes for commodity and service groupings and individual items, not seasonally adjusted — Continued
[September 2023]

Title	Commodity code		Unadjusted 12-month percent change ¹	Unadjusted 1-month percent change ¹				
	Group code	Item code		Sept. 2022 to Sept. 2023 ^P	Apr. to May	May to June ^P	June to July ^P	July to Aug. ^P
Gum and wood chemicals, including wood distillation products.....	06	7906	2.5	0.5	-0.7	0.0	-4.7	0.9
Gum and wood chemicals, including wood distillation products.....	06	790607	2.5	0.5	-0.7	0.0	-4.7	0.9
Other miscellaneous chemical products.....	06	7909	0.6	0.3	-0.8	0.2	0.6	-0.4
Carbon black, all processes.....	06	790918	-10.1	2.1	-2.3	2.3	0.9	0.0
Printing ink.....	06	790919	2.4	0.0	0.0	0.4	-0.9	-0.1
Gravure printing inks.....	06	7909192	0.0	0.0	0.0	0.0	0.0	0.0
Lithographic and offset inks.....	06	7909193	4.4	0.0	0.0	0.0	0.5	-0.3
News and nonheat web offset printing inks.....	06	79091931	2.1	0.0	0.0	0.0	0.2	-2.9
Publication and commercial web inks.....	06	79091932	7.5	0.0	0.0	0.0	0.5	0.0
Sheet-fed general inks.....	06	79091933	0.0	0.1	0.0	0.0	-0.3	0.0
Sheet-fed packaging inks.....	06	79091934	1.1	0.0	0.0	0.0	1.3	-0.3
Flexographic printing inks.....	06	7909194	-3.5	-0.2	0.0	0.0	-3.6	0.0
Nonimpact/digital inks.....	06	7909195	5.1	0.1	0.0	1.3	-0.6	0.0
All other printing inks.....	06	7909196	6.6	0.2	0.1	0.4	0.9	1.6
Water-treating compounds.....	06	790961	-0.2	0.4	-6.0	0.6	2.9	-1.2
Automotive chemicals.....	06	790991	-0.7	0.1	0.0	-0.9	0.0	0.0
All other chemical preparations, including essential oils, matches, and gelatin.....	06	790999	1.9	-0.3	0.3	0.3	0.4	-0.3
Rubber and plastic products.....	07	—	-3.4	-0.2	-0.6	-0.4	-0.2	-0.3
Rubber and rubber products.....	07	1	-0.6	-0.4	-0.7	-0.8	0.0	0.1
Synthetic rubber, inc. styrene-butadiene rubber (SBR) and ethylene propylene.....	07	11	-17.1	-1.0	-2.8	-5.6	0.1	1.1
Synthetic rubber.....	07	1102	-17.1	-1.0	-2.8	-5.6	0.1	1.1
Synthetic rubber, inc. sbr and ethylene propylene.....	07	110224	-17.1	-1.0	-2.8	-5.6	0.1	1.1
Tires, tubes, tread, & repair materials.....	07	12	4.3	-0.2	-0.3	-0.1	0.0	-0.2
Tires.....	07	1201	4.4	-0.2	-0.3	-0.1	0.0	-0.2
Pneumatic tires (including passenger, truck, bus, tractor, industrial, and other tires).....	07	12010	4.5	-0.2	-0.3	-0.1	0.0	-0.2
Passenger car pneumatic tires.....	07	120104	7.2	-0.1	0.0	-0.2	0.0	0.0
Truck and bus (including off-the-highway) pneumatic tires.....	07	120105	-3.0	-4.1	-0.1	0.0	0.0	0.0
Tread rubber, tire sundries, and repair materials.....	07	1203	5.8	-0.1	-0.7	0.1	0.0	-0.1
Tread rubber, tire sundries, and repair materials.....	07	120354	5.8	-0.1	-0.7	0.1	0.0	-0.1
Miscellaneous rubber products.....	07	13	2.2	-0.3	-0.2	0.5	-0.1	0.0
Rubber and plastics footwear, including athletic footwear.....	07	1301	-0.2	0.4	0.0	0.1	0.0	0.0
Rubber and plastics footwear, including athletic footwear.....	07	130109	-0.2	0.4	0.0	0.1	0.0	0.0
Rubber and plastic belts and belting.....	07	1303	1.9	-0.4	-0.6	0.0	0.0	0.0
Flat rubber and plastics belts and belting.....	07	130371	0.8	-0.6	-0.9	0.0	0.0	0.0
Rubber and plastics transmission belts and belting (excluding flat).....	07	130372	3.8	0.0	0.0	0.1	0.1	0.0
Rubber and plastics hose.....	07	1304	-4.4	-1.5	0.3	0.7	-0.2	0.0
Rubber and plastics hose.....	07	130411	-4.4	-1.5	0.3	0.7	-0.2	0.0
Industrial rubber and plastics hose without fittings.....	07	1304116	-4.7	0.0	0.0	0.0	0.0	0.0
Rubber and plastics water hose (incl. fire, irrigation, etc.).....	07	1304117	-19.6	-5.8	0.0	-3.4	-2.8	0.0
Rubber and plastics hose for on- and off-highway motor vehicles.....	07	1304118	3.4	-1.4	0.0	3.8	1.5	0.0
Miscellaneous rubber products, n.e.c.....	07	1306	3.5	-0.1	-0.2	0.6	-0.1	0.1
All other industrial rubber products.....	07	130604	3.4	0.2	0.0	2.1	0.4	0.0
All other miscellaneous rubber goods.....	07	130606	2.9	-0.2	0.0	0.0	-0.2	0.0
Rubber compounds or mixtures for sale or interplant transfer.....	07	130612	-2.5	0.0	-1.2	-0.3	-0.7	0.4
Rubber druggist and medical sundries, excluding gloves.....	07	130616	—	0.0	—	—	—	—
Rubber products for mechanical use.....	07	130617	9.2	0.0	0.0	0.8	0.0	0.0
Molded rubber mechanical goods automotive.....	07	1306171	15.5	0.0	0.0	1.3	0.0	0.0
Molded rubber mechanical goods, transportation/off-highway.....	07	1306172	3.5	0.0	0.1	0.0	-0.1	0.0
Other molded rubber mechanical goods (excluding tubing).....	07	1306179	6.0	-0.4	0.0	0.9	0.2	0.0
Other extruded rubber mechanical goods (excl. auto)(excl. tubing).....	07	130617C	1.4	0.7	0.0	0.0	0.0	0.0
Rubber coated fabrics, garments, and footwear.....	07	130618	6.3	-0.3	0.0	0.0	2.1	0.0
Plastic products.....	07	2	-4.1	-0.2	-0.6	-0.3	-0.2	-0.4
Plastic construction products.....	07	21	-4.2	-0.9	-0.8	-0.1	-0.1	0.8
Plastics construction products.....	07	2106	-4.2	-0.9	-0.8	-0.1	-0.1	0.8
Plastics pipe.....	07	210603	-10.3	-1.5	-1.1	-1.1	-0.9	0.0
Plastics drain, waste, and vent pipe.....	07	2106031	-17.5	-0.8	-0.6	-0.3	-0.5	0.1
Plastics water pipe.....	07	2106033	-7.6	-1.8	-1.8	-0.9	-2.1	-0.4
Plastics sewer, stormdrain, and water main pipe.....	07	2106038	-12.2	-1.7	-1.4	-0.7	-1.4	-1.3
Other plastics pipe.....	07	210603B	-10.6	0.0	0.0	-8.9	0.0	0.0
Plastics pipe fittings and unions.....	07	210604	-3.1	-1.5	-0.6	-1.0	1.5	-0.6
Plastics plumbing fixtures.....	07	210605	3.2	-0.4	0.1	0.3	0.7	0.0

See footnotes at end of table.

Table 7. Producer price index percentage changes for commodity and service groupings and individual items, not seasonally adjusted — Continued
[September 2023]

Title	Commodity code		Unadjusted 12-month percent change ¹	Unadjusted 1-month percent change ¹				
	Group code	Item code		Sept. 2022 to Sept. 2023 ^P	Apr. to May	May to June ^P	June to July ^P	July to Aug. ^P
Other plastics construction products.....	07	210606	-1.6	-0.5	-0.8	0.6	0.0	1.6
Building and construction polystyrene foam products.....	07	2106061	-8.7	0.0	-6.6	-0.9	-0.4	0.0
Building & construction fabricated plastics products (excl foam, plumbing fixtures, hardware).....	07	2106063	-0.6	-0.6	0.1	0.9	0.1	1.9
Unsupported plastic film, sheet and other shapes.....	07	22	-9.5	-0.3	-1.5	-1.5	-0.9	-2.1
Unsupported plastics film, sheet, and other shapes.....	07	2205	-9.5	-0.3	-1.5	-1.5	-0.9	-2.2
Unsupported plastics film, sheet, and other shapes.....	07	220501	-9.5	-0.3	-1.5	-1.5	-0.9	-2.2
Unlaminated polyethylene film and sheet.....	07	2205011	-10.3	-0.1	-2.9	-0.2	-0.5	-3.3
Unlaminated vinyl and vinyl copolymer film and sheet.....	07	2205013	-5.3	0.0	-0.7	0.0	0.0	-1.5
Miscellaneous unlaminated plastics film and sheet.....	07	2205014	-14.7	-0.1	-2.7	-0.4	0.0	-4.3
Unlaminated plastics profile shapes.....	07	2205015	-1.3	0.0	1.0	-3.8	-2.3	1.0
Laminated plastic sheets, rods, and tubes.....	07	23	4.4	0.3	0.1	0.0	0.1	0.0
Laminated plastics plates, sheet (except packaging), and shapes.....	07	2304	4.4	0.3	0.1	0.0	0.1	0.0
Laminated plastics plates, sheet (except packaging), and shapes.....	07	230401	4.4	0.3	0.1	0.0	0.1	0.0
Parts for manufacturing from plastics.....	07	26	-3.0	-0.5	-0.1	-0.1	-0.2	-0.3
Parts for transportation equipment.....	07	2601	-1.8	-0.7	-0.2	0.0	0.0	-0.3
Parts for transportation equipment.....	07	260105	-1.8	-0.7	-0.2	0.0	0.0	-0.3
Transportation polyurethane foam products.....	07	2601051	0.7	0.0	0.0	0.0	0.0	0.0
Transportation fabricated plastic parts (excluding foam and reinforced plastics).....	07	2601052	-2.0	-0.8	-0.2	0.0	0.0	-0.3
Other parts and components for manufacturing.....	07	2602	0.1	0.0	0.1	0.5	-0.5	0.0
Other parts and components for manufacturing.....	07	260205	0.1	0.0	0.1	0.5	-0.5	0.0
All other miscellaneous polyurethane foam products.....	07	2602051	2.5	0.0	0.0	0.0	0.0	0.0
Electrical & electronic fabricated plastics (excl. foam and reinforced plastics).....	07	2602052	-2.8	-0.1	1.1	1.4	-1.5	0.0
All other polystyrene foam products incl. transportation application uses.....	07	2602053	-4.0	0.0	-1.1	0.0	0.0	0.0
Industrial machinery plastics products, excl foam (incl gears, bearings, bushings, cams).....	07	2602054	4.3	0.0	0.0	0.0	0.0	0.0
Foam components for furniture.....	07	2603	-14.6	-0.2	0.0	-1.6	-0.5	-1.3
Foam components for furniture.....	07	260305	-14.6	-0.2	0.0	-1.6	-0.5	-1.3
Other plastic products.....	07	29	-0.5	0.2	-0.2	-0.6	0.4	-0.1
Other plastics products.....	07	2901	-0.5	0.2	-0.2	-0.6	0.4	-0.1
Custom compounding of purchased resins and color concentrates.....	07	290196	-6.3	0.1	-0.2	-1.4	0.7	-0.2
All other reinforced and fiberglass plastics products.....	07	290197	9.2	0.5	0.0	0.6	0.0	0.1
Products made of foam other than polystyrene or polyurethane.....	07	290198	2.2	0.0	0.0	0.0	0.0	0.0
Plastic packaging products.....	07	2A	-6.1	0.1	-0.4	-0.3	-0.3	0.0
Plastics packaging products.....	07	2A01	-6.1	0.1	-0.4	-0.3	-0.3	0.0
Plastics packaging products.....	07	2A0101	-6.1	0.1	-0.4	-0.3	-0.3	0.0
Other plastics packaging products, excluding film, sheet, foam and bottles.....	07	2A01012	-5.6	0.3	-0.9	-0.4	-0.2	0.2
Packaging polyurethane foam products.....	07	2A01013	0.8	0.0	0.0	0.0	0.0	0.0
Plastics bottles.....	07	2A01014	-5.3	0.5	0.5	-0.2	-0.4	-0.1
Polystyrene foam food containers.....	07	2A01015	-14.3	-2.0	0.3	-0.3	-0.4	0.0
Polystyrene foam protective shipping pads, shaped cushioning, etc....	07	2A01016	-5.9	0.0	-2.6	0.0	-0.6	-1.1
Consumer, institutional, and commercial products, n.e.c.....	07	2B	0.0	-0.1	0.0	0.1	0.1	-0.2
All other consumer, institutional, and commercial products.....	07	2B01	0.0	-0.1	0.0	0.1	0.1	-0.2
All other consumer, institutional, and commercial products.....	07	2B0101	0.0	-0.1	0.0	0.1	0.1	-0.2
Consumer and institutional polystyrene foam products.....	07	2B01011	-9.6	-1.4	-0.5	0.6	0.0	-1.1
Consumer/institutional/commercial fabricated plastics products.....	07	2B01015	1.5	0.2	0.1	0.0	0.2	-0.1
Recyclable plastics.....	07	2C	-	6.0	-7.1	0.4	-4.4	-
Recyclable plastics.....	07	2C01	-	6.0	-7.1	0.4	-4.4	-
Recyclable plastics.....	07	2C0101	-	6.0	-7.1	0.4	-4.4	-
Lumber and wood products.....	08	-	-7.8	-0.2	-0.6	0.3	-1.2	-0.2
Lumber.....	08	1	-13.7	0.1	-1.4	2.3	-3.7	-0.7
Softwood lumber.....	08	11	-15.2	-0.1	-1.3	4.5	-4.6	-1.7
Softwood cut stock and dimension.....	08	1105	-18.9	-8.5	-1.2	0.4	-3.6	-0.3
Softwood cut stock and dimension.....	08	110503	-18.9	-8.5	-1.2	0.4	-3.6	-0.3
Softwood lumber, not edge worked.....	08	1106	-15.7	0.5	-1.4	5.1	-5.0	-2.0
Softwood lumber, not edge worked.....	08	110601	-15.7	0.5	-1.4	5.1	-5.0	-2.0
Softwood dressed lumber, less than 2 inches in nominal thickness, not edge worked.....	08	1106012	-30.7	-2.4	-6.9	-5.1	-4.9	-5.1
Softwood dressed 2-inch lumber, 2 inches in nominal thickness only, not edge worked.....	08	1106013	-16.0	1.0	-0.2	11.1	-7.3	-1.8

See footnotes at end of table.

Table 7. Producer price index percentage changes for commodity and service groupings and individual items, not seasonally adjusted — Continued
[September 2023]

Title	Commodity code		Unadjusted 12-month percent change ¹	Unadjusted 1-month percent change ¹				
	Group code	Item code		Sept. 2022 to Sept. 2023 ^P	Apr. to May	May to June ^P	June to July ^P	July to Aug. ^P
Softwood dressed lumber and timbers, more than 2 inches in nominal thickness, not edge worked.....	08	1106014	-19.1	2.6	-4.5	-1.9	2.7	-5.3
Softwood lumber, made from purchased lumber.....	08	1107	-7.2	0.5	-0.1	1.2	-0.4	0.4
Softwood lumber, made from purchased lumber.....	08	110701	-7.2	0.5	-0.1	1.2	-0.4	0.4
Hardwood lumber.....	08	12	-11.6	0.4	-1.7	-1.1	-2.2	1.0
Hardwood cut stock and dimension.....	08	1203	-9.1	-0.2	0.2	-0.2	-0.1	0.0
Hardwood cut stock and dimension.....	08	120311	-9.1	-0.2	0.2	-0.2	-0.1	0.0
Hardwood flooring.....	08	1204	2.3	0.0	0.5	0.1	-0.5	0.3
Oak and maple hardwood flooring.....	08	120401	2.6	-0.1	0.5	0.1	-0.5	0.3
Hardwood flooring, other than oak and maple.....	08	120402	0.1	0.0	0.0	0.0	0.0	0.0
Hardwood lumber, not edge worked.....	08	1205	-21.3	2.0	-3.2	-1.8	-2.6	1.5
Hardwood lumber, not edge worked.....	08	120501	-21.3	2.0	-3.2	-1.8	-2.6	1.5
Millwork.....	08	2	-5.5	-0.3	-0.3	-0.1	-1.2	0.1
General millwork.....	08	21	-1.2	0.0	-0.2	-0.2	-1.1	-0.1
General millwork.....	08	2101	-1.2	0.0	-0.2	-0.2	-1.1	-0.1
Stock wood kitchen cabinets, related cabinetwork and countertops.....	08	210102	0.0	0.7	-0.4	0.0	-0.6	0.0
Stock wood kitchen cabinets and related cabinetwork for permanent installation.....	08	2101021	0.0	0.9	-0.5	0.0	-0.7	0.0
Custom wood kitchen cabinets, bathroom vanities, and related cabinetwork.....	08	210105	1.8	0.0	0.0	0.2	-1.2	0.0
Custom wood kitchen cabinets and related cabinetwork not sold direct to customer at retail.....	08	2101051	3.9	0.0	0.0	0.3	-0.5	0.0
Custom wood kitchen cabinets, bathroom vanities, and related cabinet work sold at retail.....	08	2101052	-0.6	0.0	0.0	0.0	-2.4	0.0
Wood window units.....	08	210112	4.5	0.0	0.0	0.0	0.0	0.0
Double hung wood window units.....	08	2101121	4.3	0.0	0.0	0.0	0.0	0.0
Casement wood window units.....	08	2101122	4.8	0.0	0.0	0.0	0.0	0.0
All other wood window units, including horizontal sliding, awning and single hung.....	08	2101123	4.4	0.0	0.0	0.0	0.0	0.0
Wood sash, excluding sash shipped in window units.....	08	210122	4.6	0.0	0.0	0.0	0.0	0.0
Wood window & door frames, incl. door frames in door units, excl. window frames in window units.....	08	210132	-27.5	-2.1	-0.6	-3.6	-10.9	1.4
Wood panel, flush, & molded face doors, interior & exterior, incl. doors with glazed sections.....	08	210142	5.0	-0.2	0.0	0.1	-0.5	0.2
Other wood doors, incl. garage, patio, bifold, cabinet, screen, storm and louver.....	08	210152	1.0	-0.2	0.0	-0.1	0.0	0.0
Wood moldings.....	08	210162	-5.7	0.1	-0.3	-0.8	0.0	-0.2
Mirror and picture frames and framed pictures.....	08	210175	1.1	0.0	0.0	1.1	0.0	0.0
Other wood millwork products, including stairwork, exterior millwork, and softwood flooring.....	08	210183	-6.3	0.2	0.0	0.0	0.0	-1.6
Prefabricated structural members.....	08	22	-17.1	-1.0	-0.8	0.2	-1.4	0.7
Prefabricated structural members.....	08	2201	-17.1	-1.0	-0.8	0.2	-1.4	0.7
Laminated veneer lumber.....	08	220107	-	-2.3	-	-	-	-
Other engineered structural wood members, excluding trusses & laminated veneer lumber.....	08	220108	-12.8	0.0	-0.2	-0.1	-1.6	0.0
Wood trusses.....	08	220109	-18.5	-1.1	-1.0	0.4	-0.8	1.1
Plywood.....	08	3	-13.0	-0.8	-0.8	-0.8	1.4	0.1
Softwood veneer and plywood.....	08	31	-17.0	-0.3	-1.7	-1.2	2.5	1.1
Softwood veneer and plywood.....	08	3103	-17.0	-0.3	-1.7	-1.2	2.5	1.1
Softwood veneer and plywood.....	08	310303	-17.0	-0.3	-1.7	-1.2	2.5	1.1
Softwood veneer, incl. veneer backed w/ paper, cloth, or other flexible material.....	08	3103031	-23.4	-0.2	-0.4	0.4	1.8	1.7
Softwood plywood products: rough, sanded, and specialties.....	08	3103035	-14.3	-0.4	-2.4	-2.0	2.9	0.7
Hardwood veneer and plywood.....	08	35	-5.3	-1.5	0.4	-0.3	0.0	-1.2
Hardwood veneer and plywood.....	08	3501	-5.3	-1.5	0.4	-0.3	0.0	-1.2
Hardwood veneer, including veneer backed with paper, cloth, or other flexible material.....	08	350102	-1.2	-3.5	0.8	0.2	-0.1	-0.1
Hardwood plywood.....	08	350104	-10.4	0.3	-0.6	-1.0	0.3	-2.0
Hardwood veneered panels, including two-ply veneers.....	08	350107	-5.3	0.2	1.3	0.0	-0.3	-2.4
Other wood products.....	08	4	-7.9	-0.3	-0.9	-0.5	-0.4	-0.3
Wood pallets and pallet containers, wood and metal combination.....	08	41	-12.9	-0.9	-1.5	-1.4	-1.1	-0.6
Wood pallets and pallet containers.....	08	4101	-12.9	-0.9	-1.5	-1.4	-1.1	-0.6
Wood pallets and pallet containers, wood and metal combination.....	08	410101	-12.9	-0.9	-1.5	-1.4	-1.1	-0.6
Wood boxes.....	08	42	-10.8	-0.5	0.0	0.2	0.0	-0.3
Wood boxes.....	08	4201	-10.8	-0.5	0.0	0.2	0.0	-0.3
Nailed and lock-corner wood boxes.....	08	420101	-1.4	0.0	0.0	0.0	0.0	0.0

See footnotes at end of table.

Table 7. Producer price index percentage changes for commodity and service groupings and individual items, not seasonally adjusted — Continued
 [September 2023]

Title	Commodity code		Unadjusted 12-month percent change ¹	Unadjusted 1-month percent change ¹				
	Group code	Item code		Sept. 2022 to Sept. 2023 ^P	Apr. to May	May to June ^P	June to July ^P	July to Aug. ^P
Wood box and crate shook.....	08	420102	-13.3	-1.1	0.0	0.4	0.0	-0.6
Other wood container parts and wood containers.....	08	420127	-12.2	0.0	0.0	0.0	0.0	0.0
Miscellaneous wood products.....	08	49	0.4	0.7	-0.1	0.5	0.4	0.0
Wood ties, siding, shingles, and shakes, and contract sawing of logs owned by others.....	08	4903	13.4	1.4	0.0	1.2	6.6	0.0
Wood ties, siding, shingles, and shakes, and contract sawing of logs owned by others.....	08	490301	13.4	1.4	0.0	1.2	6.6	0.0
Sawn wood fence stock, wood lath, and contract resawing and planing. . .	08	4904	0.0	0.0	0.0	0.0	0.0	0.0
Sawn wood fence stock, wood lath, and contract resawing and planing.....	08	490401	0.0	0.0	0.0	0.0	0.0	0.0
All other miscellaneous wood products.....	08	4909	-0.6	0.7	-0.1	0.5	0.0	0.0
All other miscellaneous wood products.....	08	490901	-0.6	0.7	-0.1	0.5	0.0	0.0
Logs, bolts, timber, pulpwood and wood chips.....	08	5	-3.0	0.0	0.1	-0.7	0.4	0.1
Logs, bolts, timber, pulpwood and wood chips.....	08	51	-3.0	0.0	0.1	-0.7	0.4	0.1
Logs, bolts, timber, pulpwood and wood chips.....	08	5105	-3.0	0.0	0.1	-0.7	0.4	0.1
Logs, bolts, timber and pulpwood.....	08	510502	-3.7	0.0	0.0	-0.8	0.9	0.0
Wood chips, excluding field chips.....	08	510505	-0.5	-0.1	0.5	-0.6	-1.4	0.2
Prefabricated wood buildings & components.....	08	6	-3.1	0.1	0.1	-0.3	0.0	-0.3
Prefabricated wood buildings & components.....	08	61	-3.1	0.1	0.1	-0.3	0.0	-0.3
Prefabricated wood buildings and components.....	08	6101	-3.1	0.1	0.1	-0.3	0.0	-0.3
Prefabricated stationary wood buildings, components (not sold as complete units).....	08	610101	0.7	-0.6	-1.5	2.6	-1.5	0.2
Prefabricated stationary wood buildings, precut packages (complete units).....	08	610102	1.5	0.4	1.3	0.0	0.2	0.1
Prefabricated stationary wood buildings, shipped in panel form (complete units).....	08	610103	-5.4	0.3	0.0	0.1	0.2	-0.9
Prefabricated stationary wood buildings, shipped in three-dimensional assemblies.....	08	610104	-2.3	0.1	0.0	-1.6	0.0	0.0
Prefabricated stationary wood buildings, three-dimensional assemblies, residential.....	08	6101041	-1.9	0.1	0.0	-1.8	0.0	0.0
Prefabricated stationary wood buildings, three-dimensional assemblies, nonresidential.....	08	6101042	-7.6	0.0	0.0	0.0	0.0	0.0
Treated wood and contract wood preserving.....	08	7	1.3	-0.3	-1.1	1.1	-0.2	-1.3
Treated wood and contract wood preserving.....	08	71	1.3	-0.3	-1.1	1.1	-0.2	-1.3
Treated wood.....	08	7101	1.4	-0.3	-1.1	1.2	-0.2	-1.3
Wood poles, piles, and posts owned and treated by the same establishment.....	08	710101	4.8	0.6	-1.6	0.9	0.9	-2.7
Other wood products owned and treated by the same establishment. . .	08	710102	-0.9	-1.5	-0.6	1.5	-1.6	0.4
Contract wood preservation.....	08	7102	0.3	0.0	-0.5	0.2	0.2	0.0
Receipts for treating wood owned by others w/ arsenical chemicals, creosote, & other chemicals.....	08	710201	0.3	0.0	-0.5	0.2	0.2	0.0
Pulp, paper, and allied products.....	09	-	-0.6	-0.1	-0.2	-0.2	0.2	0.0
Pulp, paper, and prod., ex. bldg. paper.....	09	1	-3.0	-0.5	-0.3	-0.5	-0.4	-0.1
Wood pulp.....	09	11	-33.9	-5.5	-11.6	1.3	-1.4	-15.1
Wood pulp.....	09	1105	-33.9	-5.5	-11.6	1.3	-1.4	-15.1
Wood pulp.....	09	110501	-33.9	-5.5	-11.6	1.3	-1.4	-15.1
Special alpha and dissolving wood pulp, incl. sulfite and sulfate and other wood pulp.....	09	1105012	-38.4	-6.3	-13.3	2.3	-1.7	-17.5
All other miscellaneous pulp, other than wood, and pulp mill byproducts incl. turpentine.....	09	1105017	1.9	0.0	0.8	-4.6	0.0	0.0
Recyclable paper.....	09	12	-26.5	4.2	3.8	-0.2	2.2	6.9
News and other low grade recyclable paper.....	09	1201	-	0.7	0.3	-1.4	-7.7	-
News and other low grade recyclable paper.....	09	120125	-	0.7	0.3	-1.4	-7.7	-
Corrugated recyclable paper.....	09	1203	-17.4	4.3	6.4	2.0	5.4	7.9
Corrugated recyclable paper.....	09	120325	-17.4	4.3	6.4	2.0	5.4	7.9
High grade recyclable paper (including pulp substitutes and deinking).	09	1207	-38.2	5.4	-1.7	-6.2	-4.0	2.4
High grade recyclable (including pulp substitutes and deinking).	09	120725	-38.2	5.4	-1.7	-6.2	-4.0	2.4
Paper.....	09	13	-0.2	-0.6	-0.1	-0.8	-0.7	0.4
Writing and printing papers.....	09	1301	1.8	0.1	-0.6	-1.4	-0.5	0.5
Bleached bristol, clay-coated, uncoated, and industrial converted paper.....	09	130119	1.9	0.0	-0.7	-1.7	0.1	0.6
Printing paper, coated at establishments other than where paper was produced.....	09	130120	-	0.0	-	-	-	-
Newsprint.....	09	1302	-8.5	-1.9	-1.6	0.0	0.0	-3.0
Newsprint.....	09	130291	-8.5	-1.9	-1.6	0.0	0.0	-3.0

See footnotes at end of table.

Table 7. Producer price index percentage changes for commodity and service groupings and individual items, not seasonally adjusted — Continued
[September 2023]

Title	Commodity code		Unadjusted 12-month percent change ¹	Unadjusted 1-month percent change ¹				
	Group code	Item code	Sept. 2022 to Sept. 2023 ^P	Apr. to May	May to June ^P	June to July ^P	July to Aug. ^P	Aug. to Sept. ^P
Packaging and industrial converting paper.....	09	1303	-3.3	-1.2	0.6	-0.3	-0.9	0.2
Coated and laminated single and multi-web paper.....	09	130321	0.1	-2.2	0.0	-0.8	0.0	0.0
Single-web paper, rolls and sheets, including waxed, for flexible packaging uses.....	09	1303211	5.1	0.0	0.0	0.0	0.0	0.0
Multiweb laminated rolls and sheets, except foil, for flexible packaging uses.....	09	1303213	-4.7	-4.4	-0.1	-1.7	0.0	0.0
Coated and laminated single and multi-web film.....	09	130322	-2.6	-0.9	1.1	-0.3	-1.0	0.2
Single-web film, rolls, and sheets, including coextruded, for flexible packaging uses.....	09	130322A	-0.6	-0.4	0.5	-0.4	-0.1	0.4
Single-web film, rolls, and sheets for flexible packaging uses.....	09	130322A1	0.7	-0.5	0.9	-0.3	0.1	0.1
Coextruded single-web film, for flexible packaging uses.....	09	130322A2	-6.3	-0.3	-1.0	-1.1	-0.7	1.8
All other coated and processed papers.....	09	1305	4.3	-1.2	0.1	1.2	-0.8	2.6
Converted foil for nonpackaging applications.....	09	130505	-1.8	0.0	0.0	0.0	0.0	0.0
Other coated and processed papers, except for packaging uses.....	09	130506	5.8	-1.5	0.2	1.5	-1.0	3.3
Paperboard.....	09	14	-6.4	-2.6	0.9	-1.9	-0.5	0.8
Corrugated paperboard in sheets and rolls, lined and unlined.....	09	1405	-9.7	-0.8	1.5	-1.3	0.0	0.0
Corrugated paperboard in sheets and rolls, lined and unlined.....	09	140551	-9.7	-0.8	1.5	-1.3	0.0	0.0
Paperboard, excluding corrugated paperboard in sheets and rolls.....	09	1411	-5.7	-2.9	0.8	-2.0	-0.6	0.9
Recycled paperboard.....	09	141105	-11.5	0.0	-2.2	-1.7	-0.2	-0.8
Unbleached kraft packaging and industrial converting paperboard.....	09	141107	-5.1	-5.6	2.9	-3.2	-0.2	2.2
Bleached packaging and industrial converting paperboard.....	09	141112	0.8	0.0	0.0	0.0	-2.0	0.0
Converted paper and paperboard products.....	09	15	0.8	0.2	-0.4	-0.1	-0.4	-0.1
Sanitary paper products, including stock.....	09	1501	5.6	0.4	0.3	0.0	-0.4	0.1
Sanitary paper products, including stock.....	09	150123	5.6	0.4	0.3	0.0	-0.4	0.1
Sanitary tissue paper products, made in paper mills.....	09	1501233	6.1	0.6	-0.3	-0.2	-0.2	0.0
Disposable diapers and similar disposable products, purchased sanitary paper stock and wadding.....	09	1501234	2.4	0.0	0.0	0.0	0.0	0.0
Sanitary tissue paper products, made from purchased sanitary paper stock or wadding.....	09	1501235	7.1	0.1	2.1	0.6	-1.2	0.5
Paper, plastic, and foil bags.....	09	1502	0.2	-0.1	0.1	0.0	-0.2	0.0
Uncoated single-web paper grocers' bags and sacks and variety and shopping bags.....	09	150214	16.2	1.7	0.0	0.2	0.0	0.0
Specialty bags, pouches and liners.....	09	150216	-1.1	-0.3	0.1	0.0	-0.2	0.0
Plastics, foil, and coated paper bags.....	09	1502161	4.3	0.0	0.1	-0.1	0.0	0.1
Specialty bags, pouches, and liners, multiweb laminations and foil, except film-film.....	09	15021612	5.1	0.0	0.2	-0.2	-0.1	0.1
Single-web film specialty bags, pouches, and liners.....	09	1502162	-1.8	-0.3	0.1	0.0	-0.2	0.0
Polyethylene grocery and variety bags and pouches.....	09	15021621	-3.5	-2.4	0.0	-0.1	0.1	0.1
Polyethylene refuse bags.....	09	15021622	-7.5	0.7	0.6	-0.3	-0.3	-0.3
Other polyethylene bags, pouches, and liners.....	09	15021625	1.8	0.1	-0.1	0.3	-0.4	0.0
Coextruded single-web film specialty bags, pouches, & liners.....	09	15021626	-0.5	0.0	0.0	0.0	-0.1	0.0
Multiweb film/film combination specialty bags, pouches and liners.....	09	1502163	-1.0	-0.3	0.0	-0.3	-1.7	1.8
Paper boxes and containers.....	09	1503	-2.0	0.6	-1.1	-0.3	-0.5	-0.2
Corrugated shipping containers.....	09	150301	-6.8	-0.1	-1.8	-0.4	-0.9	-0.1
Corrugated shipping containers for food and beverages and carryout boxes for retail food.....	09	1503011	-5.9	0.0	-0.2	-0.4	-1.5	-0.1
Corrugated shipping containers for paper and allied products.....	09	1503012	-16.1	-0.5	-8.8	-0.7	-2.1	-0.1
Corrugated shipping containers for metal and electrical machinery.....	09	1503013	-3.7	0.0	-0.2	-0.5	0.0	-0.1
Corrugated shipping containers for all other end uses.....	09	1503014	-4.4	0.0	-0.8	-0.3	-0.1	0.0
Setup (rigid) paperboard boxes.....	09	150322	12.9	0.2	0.2	0.0	0.0	0.0
Folding paperboard boxes, packaging, and packaging components.....	09	150336	6.7	1.9	0.0	-0.1	0.1	-0.5
Folding paperboard boxes, packaging, and packaging components.....	09	15033601	6.7	1.9	0.0	-0.1	0.1	-0.5
Paperboard fiber drums with ends of any material.....	09	150337	-1.3	0.3	0.1	0.0	2.5	-0.1
Other corrugated and solid fiber products, including containers, pallets, pads, etc.....	09	1504	-2.9	-0.4	-0.1	-0.3	-0.5	0.0
Other corrugated and solid fiber products, including containers, pallets, pads, etc.....	09	150441	-2.9	-0.4	-0.1	-0.3	-0.5	0.0
Office supplies and accessories.....	09	1506	3.0	-0.9	-0.1	0.3	-0.6	0.6
Envelopes.....	09	150636	-2.3	0.0	-0.9	0.2	-0.2	-0.1
Die-cut paper and paperboard office supplies.....	09	150646	8.7	0.0	0.0	0.0	0.0	0.0
Paper supplies for business machines and other misc. unprinted office supplies.....	09	150655	4.2	-4.0	0.5	1.1	-2.8	2.7
Tablets, pads, and related products.....	09	150657	9.2	0.0	0.9	0.0	0.0	0.1
Fiber cans, tubes, and similar fiber products.....	09	1507	2.3	0.1	-0.1	0.3	0.1	0.1
Fiber cans, all fiber and composite.....	09	150731	6.9	0.6	0.1	1.0	0.2	0.5
Fiber cores and tubes.....	09	150732	-0.1	-0.1	-0.2	0.0	0.0	0.0
Paperboard cones, reels, spools, bobbins, blocks, and all vulcanized fiber products.....	09	150733	8.5	0.0	0.0	0.0	0.0	0.0

See footnotes at end of table.

Table 7. Producer price index percentage changes for commodity and service groupings and individual items, not seasonally adjusted — Continued
[September 2023]

Title	Commodity code		Unadjusted 12-month percent change ¹	Unadjusted 1-month percent change ¹				
	Group code	Item code		Sept. 2022 to Sept. 2023 ^P	Apr. to May	May to June ^P	June to July ^P	July to Aug. ^P
Molded pulp goods, including egg cartons, florists pots, food trays, etc.	09	1508	-0.3	-0.6	0.2	-0.8	0.1	-3.4
Molded pulp goods, including egg cartons, florists pots, food trays, etc.	09	150814	-0.3	-0.6	0.2	-0.8	0.1	-3.4
Miscellaneous converted paper and paperboard products.	09	1509	0.5	-0.3	0.0	0.0	-0.4	-0.4
Pasted, lined, laminated, or surface-coated paperboard.	09	150901	-3.3	0.0	0.0	0.0	0.0	-1.4
Wallcoverings.	09	150902	1.7	0.0	0.4	0.0	0.0	0.0
Other sanitary paper products & misc. converted paper & paperboard products.	09	150999	1.3	-0.4	0.0	0.1	-0.5	-0.2
Miscellaneous converted paper and paperboard products.	09	1509992	2.0	-0.6	0.0	0.1	-0.8	-0.2
Pressure-sensitive products.	09	16	0.3	0.4	0.3	-0.5	0.1	-0.2
Pressure-sensitive products.	09	1601	0.3	0.4	0.3	-0.5	0.1	-0.2
Pressure-sensitive products.	09	160101	0.3	0.4	0.3	-0.5	0.1	-0.2
Building paper & building board mill prods.	09	2	11.8	6.1	2.5	6.3	13.6	0.0
Hardboard, particleboard & fiberboard prods.	09	22	11.8	6.1	2.5	6.3	13.6	0.0
Particleboard and fiberboard.	09	2201	11.1	6.4	2.6	6.6	14.1	0.0
Particleboard made from particleboard produced at the same location.	09	220125	-10.7	-1.2	0.7	0.2	-1.9	0.0
Prefinished particleboard and medium density fiberboard (MDF) made from purchased materials.	09	220141	-7.7	-3.7	0.0	0.0	0.0	0.0
Hardboard products.	09	2202	2.0	-0.6	0.0	0.0	0.0	0.0
Hardboard products.	09	220206	2.0	-0.6	0.0	0.0	0.0	0.0
Publications, printed matter and printing material.	09	4	4.2	0.3	0.0	0.1	0.2	0.2
Books printing.	09	44	7.7	-0.2	0.0	0.8	-1.1	0.5
Books printing.	09	4401	7.7	-0.2	0.0	0.8	-1.1	0.5
Books printing.	09	440114	7.7	-0.2	0.0	0.8	-1.1	0.5
Textbook printing and binding.	09	4401141	-1.5	-0.9	0.0	0.0	-0.3	-1.0
Technical, scientific, & professional book printing & binding.	09	4401143	-0.4	-0.2	0.0	-1.0	-0.2	-0.3
Religious book printing and binding.	09	4401145	1.5	-0.4	0.0	0.4	-1.6	0.0
General book (trade, etc.) printing and binding.	09	4401147	20.6	0.0	-0.1	2.0	-2.1	1.8
Other book and pamphlet printing and binding.	09	440114E	2.3	0.0	0.0	0.0	0.0	0.0
Manifold business forms printing.	09	45	0.1	0.0	0.0	0.0	0.0	0.0
Manifold business forms printing.	09	4501	0.1	0.0	0.0	0.0	0.0	0.0
Manifold business forms printing, excluding checkbooks.	09	450105	0.1	0.0	0.0	0.0	0.0	0.0
Commercial printing.	09	47	4.2	0.3	0.0	0.0	0.2	0.2
Magazine and periodical printing.	09	4701	0.7	0.0	0.0	-0.4	0.0	0.0
Magazine and periodical printing (lithographic).	09	470102	0.7	0.0	0.0	-0.4	0.0	0.0
Label and wrapper printing for packaging.	09	4702	3.3	-0.1	0.0	0.0	0.0	0.0
Label and wrapper printing (lithographic).	09	470202	-2.0	0.0	0.0	0.0	0.0	0.0
Label and wrapper printing (flexographic).	09	470205	5.2	0.1	0.0	0.0	0.0	0.0
Catalog and directory printing.	09	4703	0.3	0.0	0.0	-0.1	0.0	0.0
Catalog and directory printing (lithographic).	09	470302	0.3	0.0	0.0	-0.1	0.0	0.0
Advertising printing.	09	4705	2.0	0.0	0.0	0.2	0.0	0.0
Advertising printing (lithographic).	09	470506	2.2	0.0	0.0	0.2	0.0	0.0
Other general job printing.	09	4706	7.8	2.3	0.0	-0.1	0.0	0.6
Quick printing.	09	470604	8.0	0.0	0.0	0.0	0.0	3.9
Other commercial and general job printing.	09	470609	8.3	2.7	0.0	-0.2	0.0	0.0
Other commercial and general job printing (lithographic).	09	4706091	8.8	2.9	0.0	-0.2	0.0	0.0
All other commercial and general job printing.	09	4706094	0.0	0.0	0.0	0.0	0.0	0.0
Other commercial printing, incl. screen, engraving, digital, & general job exc. labels/wrappers.	09	4711	6.4	0.0	0.0	0.1	0.7	0.3
Commercial screen printing, excluding on garments, apparel accessories, & other fabric articles.	09	471101	6.8	0.0	0.0	0.0	0.0	0.0
Screen printing (excluding on textiles, apparel, apparel accessories, and labels).	09	4711012	6.8	0.0	0.0	0.0	0.0	0.0
Other commercial and general job screen printing.	09	47110123	2.5	0.0	0.0	0.0	-0.1	0.0
Digital printing.	09	471103	6.9	0.0	0.0	0.2	0.9	0.4
Blankbooks, binders, and bookbinding work.	09	48	3.0	-0.1	0.3	-0.2	-0.1	-0.1
Tradebinding and related work.	09	4802	2.0	-0.2	0.5	-0.3	-0.1	-0.1
Miscellaneous binding and postpress work, incl collating, perforating, folding, gluing, etc.	09	480203	-1.0	-0.3	-0.1	-0.7	-0.3	-0.3
Softcover, pamphlet, sample book, and other binding of books and materials printed elsewhere.	09	480204	6.7	-0.4	1.6	0.2	0.0	0.0
Services for the printing trade.	09	49	1.0	0.0	0.0	0.0	1.0	0.0
Prepress services, including platemaking.	09	4905	1.0	0.0	0.0	0.0	1.0	0.0
Prepress services, excl platemaking (incl film, assembled flats, color sep., typesetting, etc.).	09	490501	-	0.0	0.0	-	-	-

See footnotes at end of table.

Table 7. Producer price index percentage changes for commodity and service groupings and individual items, not seasonally adjusted — Continued
 [September 2023]

Title	Commodity code		Unadjusted 12-month percent change ¹ Sept. 2022 to Sept. 2023 ^P	Unadjusted 1-month percent change ¹				
	Group code	Item code		Apr. to May	May to June ^P	June to July ^P	July to Aug. ^P	Aug. to Sept. ^P
Printing plates and cylinders, prepared for printing (excl blank plates and blank cylinders).....	09	490502	1.4	0.0	0.0	0.0	1.4	0.0
Metals and metal products.....	10	—	-3.0	0.5	-0.9	-1.5	-0.5	-0.9
Iron and steel.....	10	1	-7.8	2.4	-2.0	-3.9	-0.5	-2.4
Iron ores.....	10	11	-3.0	-6.4	0.3	-0.7	0.0	0.0
Iron ores.....	10	1105	-3.0	-6.4	0.3	-0.7	0.0	0.0
Iron ores.....	10	110555	-3.0	-6.4	0.3	-0.7	0.0	0.0
Iron and steel scrap.....	10	12	4.0	-5.1	-9.8	-3.2	1.0	0.7
Carbon steel scrap.....	10	1211	4.7	-5.5	-9.6	-3.7	1.2	0.6
Heavy melting scrap.....	10	121191	9.2	-9.6	—	—	2.2	4.3
Carbon steel scrap bundles.....	10	121192	-0.7	-3.1	-10.6	-5.9	-0.8	-10.5
Shredded carbon steel scrap.....	10	121193	0.1	-2.7	-11.4	-4.7	-0.1	0.8
Cut plate and structural scrap.....	10	121194	12.3	-8.8	-7.8	-0.8	4.1	1.1
Other carbon steel scrap.....	10	121195	—	-9.9	—	—	—	—
Stainless and other alloy steel scrap.....	10	1212	3.9	1.9	-9.6	3.1	-0.3	0.8
Stainless and other alloy steel scrap.....	10	121208	3.9	1.9	-9.6	3.1	-0.3	0.8
Cast iron scrap.....	10	1213	-14.6	-7.8	-11.6	-4.5	-0.1	-3.7
Cast iron scrap.....	10	121308	-14.6	-7.8	-11.6	-4.5	-0.1	-3.7
Other ferrous scrap.....	10	1215	—	-5.0	-14.7	1.4	-4.5	—
Other ferrous scrap.....	10	121501	—	-5.0	-14.7	1.4	-4.5	—
Foundry and forge shop products.....	10	15	1.5	-0.3	-0.2	-0.9	0.0	-0.1
Pressure and soil pipe & fittings, cast iron.....	10	1502	1.4	-0.1	0.0	0.6	-1.7	-0.1
Pressure pipe & fittings, cast iron.....	10	15021	1.6	-0.1	0.0	1.1	-2.8	-0.2
Pressure pipe & fittings, ductile iron.....	10	150211	-0.7	0.0	0.0	1.3	-3.0	-0.3
Other gray and ductile iron castings.....	10	1504	1.5	-0.1	0.0	0.0	-0.4	-0.4
Ductile iron castings (excluding pressure pipe & fittings).....	10	150413	1.7	0.1	0.3	-0.5	-0.2	-0.4
Ductile iron castings for automotive uses.....	10	1504131	0.3	0.1	0.1	-0.6	0.0	-0.8
Ductile iron castings for all other uses.....	10	1504132	2.7	0.2	0.3	-0.4	-0.2	-0.2
Gray iron castings (excluding soil & pressure pipe & fittings).....	10	150419	1.7	-0.4	-0.3	0.7	-0.7	-0.3
Steel investment castings.....	10	1506	-0.5	0.0	0.0	-2.0	0.0	0.0
Steel investment castings.....	10	150624	-0.5	0.0	0.0	-2.0	0.0	0.0
Carbon steel castings, except investment.....	10	1507	7.1	0.0	0.2	0.0	0.0	1.8
Carbon steel castings, except investment.....	10	150701	7.1	0.0	0.2	0.0	0.0	1.8
High alloy steel castings, excluding investment.....	10	1508	—	-0.1	0.0	0.0	—	—
High alloy steel castings, excluding investment.....	10	150801	—	-0.1	0.0	0.0	—	—
Other alloy steel castings, except investment.....	10	1509	9.5	0.2	0.8	0.0	8.3	0.0
Other alloy steel castings, except investment.....	10	150901	9.5	0.2	0.8	0.0	8.3	0.0
Other forge shop products.....	10	1513	-0.1	-0.8	-0.6	-1.8	-0.2	0.0
Closed die forgings, ferrous.....	10	151359	-1.4	-0.5	-0.6	-2.4	-0.3	0.0
Hot impression die impact, press and upset steel forgings.....	10	15135912	-1.0	-0.6	-0.5	-2.4	-0.3	0.0
Hot impression die impact, press, and upset carbon steel forgings.....	10	151359121	-1.7	—	—	—	0.0	0.2
Hot impression die impact, press, & upset alloy steel forgings, except stainless and high temp.....	10	151359122	-2.0	-1.4	-1.3	-0.9	-0.5	-0.2
Steel mill products.....	10	17	-12.1	5.3	-0.4	-4.7	-1.0	-3.7
Semifinished steel mill products.....	10	1702	-3.3	1.0	-0.3	-1.4	-0.1	0.1
Hot rolled steel bars, plates, and structural shapes.....	10	1704	-10.5	2.4	-0.6	-2.2	0.2	-2.7
Hot rolled steel bars, plates, & structural shapes, alloy.....	10	170406	—	0.0	-1.3	-2.2	—	—
Hot rolled steel bars, plates, and structural shapes, carbon.....	10	170410	-11.1	2.6	-0.6	-2.3	0.2	-2.8
Steel wire.....	10	1705	-10.5	-1.2	-1.0	-2.4	-1.1	-1.9
Steel wire, carbon.....	10	170501	-11.2	0.5	-0.6	-2.2	-1.3	-1.3
Steel wire, stainless steel.....	10	170502	—	-8.8	-1.4	0.0	—	—
Steel pipe and tube.....	10	1706	-20.6	0.6	-4.9	-2.9	-1.4	-1.7
Steel pipe and tube, carbon.....	10	170652	-21.5	2.2	-5.8	-3.1	-0.9	-2.3
Steel pipe and tube, stainless steel.....	10	170674	-6.5	-2.3	-1.0	-1.3	-2.3	-0.5
Cold rolled steel sheet and strip.....	10	1707	-18.0	5.1	3.2	-3.2	-1.9	-7.0
Cold rolled steel sheet and strip.....	10	170710	-18.0	5.1	3.2	-3.2	-1.9	-7.0
Cold finished steel bars and bar shapes.....	10	1708	-10.5	1.9	-1.6	-1.1	-1.8	-1.1
Cold finished steel bars and bar shapes.....	10	170810	-10.5	1.9	-1.6	-1.1	-1.8	-1.1
Electrometallurgical ferroalloy products.....	10	1712	-27.5	-3.8	-3.3	-1.9	-1.3	-2.9
Electrometallurgical ferroalloy products.....	10	171201	-27.5	-3.8	-3.3	-1.9	-1.3	-2.9
Nonferrous metals.....	10	2	-1.7	-0.4	-1.4	-1.2	-1.0	-0.3
Nonferrous metal ores.....	10	21	-1.5	-1.2	-2.0	-4.2	-3.1	0.5
Other metal ores.....	10	2112	—	-2.9	-11.5	-10.3	—	—

See footnotes at end of table.

Table 7. Producer price index percentage changes for commodity and service groupings and individual items, not seasonally adjusted — Continued
[September 2023]

Title	Commodity code		Unadjusted 12-month percent change ¹	Unadjusted 1-month percent change ¹				
	Group code	Item code		Sept. 2022 to Sept. 2023 ^P	Apr. to May	May to June ^P	June to July ^P	July to Aug. ^P
Other metal ores.....	10	211201	-	-2.9	-11.5	-10.3	-	-
Primary nonferrous metals.....	10	22	6.6	3.0	-0.2	2.0	-5.6	2.8
Primary nonferrous metals.....	10	2201	6.6	3.0	-0.2	2.0	-5.6	2.8
Other nonferrous metals, unalloyed.....	10	220181	12.7	5.0	1.2	4.5	-6.5	2.7
Nonferrous scrap.....	10	23	-9.1	1.5	-2.7	-2.5	0.5	-1.4
Copper base scrap.....	10	2301	7.7	-2.7	0.5	-0.1	-0.8	-0.7
No. 1 copper scrap, including wire.....	10	230101	8.8	-3.2	0.8	-0.6	-0.4	-0.1
No. 2 copper scrap, including wire.....	10	230102	8.3	-4.2	-0.1	0.2	-0.9	-2.2
Yellow brass scrap.....	10	230103	9.3	-3.5	0.7	1.1	-2.0	-1.3
Aluminum base scrap.....	10	2302	0.5	1.4	1.1	-2.1	1.3	-1.9
Used beverage can scrap.....	10	230205	-12.8	-4.9	-4.1	-7.0	1.7	-5.5
Other nonferrous scrap (including lead, zinc and precious metals).....	10	2303	-28.3	6.1	-9.0	-5.5	1.1	-1.7
Other nonferrous scrap (including lead, zinc and precious metals).....	10	230309	-28.3	6.1	-9.0	-5.5	1.1	-1.7
Secondary nonferrous metals.....	10	24	-0.1	-0.5	-2.3	-1.2	-1.4	0.0
Secondary aluminum.....	10	2402	-11.9	-0.7	-1.4	-2.2	-1.9	-1.7
Secondary aluminum.....	10	240229	-11.9	-0.7	-1.4	-2.2	-1.9	-1.7
Secondary copper, alloyed and unalloyed.....	10	2403	2.2	0.4	-1.3	2.6	-0.4	0.4
Secondary copper, alloyed and unalloyed.....	10	240339	2.2	0.4	-1.3	2.6	-0.4	0.4
Secondary precious metals.....	10	2406	16.7	0.8	-3.0	-1.4	-1.3	0.2
Secondary precious metals.....	10	240669	16.7	0.8	-3.0	-1.4	-1.3	0.2
All other miscellaneous secondary nonferrous metals, including lead and zinc.....	10	2408	1.8	-1.8	-4.7	-0.3	-0.8	4.2
All other miscellaneous secondary nonferrous metals, including lead and zinc.....	10	240801	-	-1.8	-4.7	-0.3	-0.8	4.2
Nonferrous mill shapes.....	10	25	-1.6	-0.3	-1.1	-1.0	-0.2	-0.5
Aluminum mill shapes.....	10	2501	-4.2	0.4	-1.0	-1.3	-0.4	-0.9
Aluminum sheet and strip.....	10	250105	-6.7	1.1	-1.5	-2.0	0.8	-1.1
Extruded aluminum shapes, including rod, bar, and wire.....	10	250162	-2.5	0.1	-0.9	-1.2	-1.2	-0.9
Copper and brass mill shapes.....	10	2502	2.3	-2.2	-1.9	0.1	0.1	-0.1
Copper and copper alloy sheet, strip and plate.....	10	250237	9.1	-1.3	0.0	0.0	-0.9	0.4
Copper and copper alloy rod, bar and shapes.....	10	250238	5.7	-2.5	-1.9	0.2	1.9	-0.3
Copper and copper alloy pipe and tube.....	10	250239	-8.7	-2.3	-3.7	-0.2	-3.0	0.0
Nickel and nickel-base alloy mill shapes.....	10	2504	-6.9	-1.4	-0.5	-5.0	-1.3	0.2
Nickel and nickel-base alloy mill shapes.....	10	250466	-6.9	-1.4	-0.5	-5.0	-1.3	0.2
Titanium and titanium-base alloy mill shapes.....	10	2505	8.1	-0.4	0.0	0.0	1.0	1.6
Titanium and titanium-base alloy mill shapes.....	10	250505	8.1	-0.4	0.0	0.0	1.0	1.6
Other nonferrous mill shapes.....	10	2519	1.4	2.5	0.1	-0.3	-1.5	-0.3
All other nonferrous metal mill shapes, except precious metal.....	10	251935	-1.4	3.4	0.2	-0.5	-1.6	-0.5
Nonferrous wire and cable.....	10	26	0.2	-3.8	-0.1	1.7	0.4	-1.4
Nonferrous wire and cable.....	10	2603	0.2	-3.8	-0.1	1.7	0.4	-1.4
Electronic wire and cable.....	10	260301	4.9	-0.2	-2.9	-0.1	0.0	0.0
Copper wire and cable.....	10	260314	3.6	-4.6	0.4	0.3	-0.4	-0.8
Power wire and cable.....	10	260332	25.1	-0.2	0.8	12.0	3.9	-7.6
Fiber optic cable.....	10	260333	5.0	0.3	0.0	0.0	0.0	0.0
Other wire and cable.....	10	260398	6.3	1.1	-0.8	-0.6	1.5	1.3
Nonferrous forge shop products.....	10	27	2.5	1.2	0.0	0.5	0.0	0.0
Nonferrous forge shop products.....	10	2701	2.5	1.2	0.0	0.5	0.0	0.0
Nonferrous forge shop products.....	10	270111	2.5	1.2	0.0	0.5	0.0	0.0
Hot impression die, impact, press and upset aluminum and other nonferrous forgings.....	10	2701111	2.8	1.4	0.0	0.5	0.0	0.0
Hot impression die, impact, press and upset aluminum and aluminum alloy forgings.....	10	27011111	-5.4	0.0	0.0	-0.1	0.0	0.0
Hot impression die, impact, press and upset titanium and titanium alloy forgings.....	10	27011112	13.9	3.3	0.0	1.3	0.0	0.0
Other nonferrous hot impression die impact, press, and upset forgings.....	10	27011113	6.2	0.0	0.0	0.6	-0.6	0.0
Nonferrous foundry shop products.....	10	28	3.0	0.0	-0.4	-0.2	0.0	-0.1
Aluminum castings.....	10	2802	1.8	0.0	-0.1	-0.1	0.0	-0.2
Aluminum die-castings.....	10	280207	0.1	-0.3	-0.1	-0.2	-0.3	-0.3
Aluminum castings, excluding die-castings.....	10	280208	4.9	0.6	0.1	0.0	0.4	0.0
Castings, nonferrous (except aluminum).....	10	2807	5.6	-0.1	-1.1	-0.3	0.0	0.0
Castings, nonferrous (except aluminum).....	10	280701	5.6	-0.1	-1.1	-0.3	0.0	0.0
Nonferrous die-castings (except aluminum).....	10	2807011	-2.8	-0.5	-1.1	-0.2	-0.3	0.0
Copper base castings (excluding die-castings).....	10	2807013	2.0	0.0	-2.0	-0.6	0.3	0.0

See footnotes at end of table.

Table 7. Producer price index percentage changes for commodity and service groupings and individual items, not seasonally adjusted — Continued
[September 2023]

Title	Commodity code		Unadjusted 12-month percent change ¹	Unadjusted 1-month percent change ¹				
	Group code	Item code	Sept. 2022 to Sept. 2023 ^P	Apr. to May	May to June ^P	June to July ^P	July to Aug. ^P	Aug. to Sept. ^P
Metal containers.....	10	3	-4.3	0.3	-0.1	0.0	-1.6	0.0
Metal cans and can components.....	10	31	-4.2	0.0	-0.1	-0.1	-2.1	0.0
Steel cans and tinware end products.....	10	3102	—	0.0	-0.1	0.0	0.0	—
Steel cans and tinware end products.....	10	310231	—	0.0	-0.1	0.0	0.0	—
Aluminum cans and can components.....	10	3103	-6.5	0.0	0.0	-0.2	-3.5	0.0
Aluminum cans and can components.....	10	310331	-6.5	0.0	0.0	-0.2	-3.5	0.0
Barrels, drums, pails and other metal containers.....	10	32	-4.2	1.5	-0.2	0.6	0.7	0.0
Barrels, drums, pails and other metal containers.....	10	3201	-4.2	1.5	-0.2	0.6	0.7	0.0
Steel shipping barrels and drums (excl. beer barrels) (more than 12-gallon capacity).....	10	320106	-9.0	5.1	-0.6	2.2	2.3	0.0
All other metal containers.....	10	320107	-3.2	0.0	0.0	0.0	-1.0	0.0
Hardware.....	10	4	2.2	0.0	0.1	0.1	0.0	0.0
Hardware, n.e.c.....	10	41	1.2	0.0	0.0	0.1	0.0	0.0
Builders' hardware.....	10	4101	0.3	0.0	0.0	0.0	0.0	0.0
Builders' hardware (lock units, key blanks, door & window hardware, cabinet hardware, etc.).....	10	410104	0.3	0.0	0.0	0.0	0.0	0.0
Transportation equipment hardware.....	10	4103	4.8	0.0	0.0	0.2	0.0	0.0
Motor vehicle hardware.....	10	410311	—	0.0	0.0	0.0	0.0	—
Other transportation equipment hardware, incl. marine & aircraft (excl. motor vehicle hardware).....	10	410341	—	0.0	0.0	1.0	0.0	—
Furniture hardware.....	10	4104	-3.8	-0.4	-0.4	0.0	-0.2	0.0
Furniture hardware.....	10	410411	-3.8	-0.4	-0.4	0.0	-0.2	0.0
Other miscellaneous hardware.....	10	4105	-1.6	0.0	-0.2	0.1	-0.1	0.1
Other miscellaneous hardware.....	10	410502	-1.6	0.0	-0.2	0.1	-0.1	0.1
Hand and edge tools.....	10	42	4.5	0.1	0.3	0.1	-0.1	0.0
Hand and edge tools.....	10	4201	4.5	0.1	0.3	0.1	-0.1	0.0
Mechanics hand service tools.....	10	420135	3.2	0.5	-0.1	0.4	-0.4	-0.2
Edge tools, hand operated.....	10	420145	6.5	0.0	0.0	0.0	0.0	0.0
All other misc handtools, including cutting dies, machine & power-driven (except metal cutting).....	10	420155	3.1	0.0	0.0	0.0	0.0	0.0
Plumbing fixtures and fittings.....	10	5	1.8	0.5	-0.1	0.2	-0.3	0.3
Plumbing fixture fittings and trim.....	10	54	2.2	0.1	0.0	0.0	0.0	0.0
Plumbing fixtures, fittings, and trim.....	10	5402	2.2	0.1	0.0	0.0	0.0	0.0
Lavatory and sink fittings.....	10	540218	4.2	0.5	0.0	0.0	0.0	0.0
Miscellaneous plumbing fixtures, fittings, and trim.....	10	540223	0.3	0.0	0.0	0.0	0.0	0.0
Enameled iron & metal sanitary ware.....	10	56	1.2	3.5	-0.8	1.2	-2.1	2.2
Enameled iron and metal sanitary ware.....	10	5601	1.2	3.5	-0.8	1.2	-2.1	2.2
Enameled iron and metal sanitary ware.....	10	560102	1.2	3.5	-0.8	1.2	-2.1	2.2
Heating equipment.....	10	6	4.6	-0.4	0.2	0.0	0.1	-0.4
Steam and hot water equipment.....	10	61	8.9	0.0	0.0	0.0	0.0	0.0
Steam and hot water equipment.....	10	6101	8.9	0.0	0.0	0.0	0.0	0.0
Cast iron heating boilers, radiators and convectors.....	10	610106	7.3	0.0	0.0	0.0	0.0	0.0
Furnaces and heaters, including parts.....	10	62	1.9	-1.0	0.4	0.1	0.4	-0.9
Furnaces and heaters, including parts.....	10	6201	1.9	-1.0	0.4	0.1	0.4	-0.9
Furnaces and heaters, including parts.....	10	620146	1.9	-1.0	0.4	0.1	0.4	-0.9
Warm air furnaces, including parts.....	10	6201461	0.4	-1.4	0.5	-0.5	0.5	-1.3
Warm air furnaces.....	10	62014611	1.7	-1.1	0.5	-0.3	0.3	-1.3
Floor and wall furnaces, unit heaters, infrared heaters, & mechanical stokers, including parts.....	10	6201462	7.7	0.0	0.0	1.4	0.0	0.0
Other heating equipment, non-electric, including parts.....	10	63	10.8	0.0	0.2	-0.1	0.0	0.0
Other heating equipment, non-electric, including parts.....	10	6301	10.8	0.0	0.2	-0.1	0.0	0.0
Other heating equipment, non-electric, including parts.....	10	630161	10.8	0.0	0.2	-0.1	0.0	0.0
Domestic heating stoves.....	10	64	9.2	0.0	0.0	0.0	0.0	0.0
Domestic heating stoves.....	10	6401	9.2	0.0	0.0	0.0	0.0	0.0
Domestic heating stoves.....	10	640141	9.2	0.0	0.0	0.0	0.0	0.0
Domestic water heaters.....	10	66	0.2	0.0	0.0	0.0	0.0	0.0
Domestic water heaters.....	10	6601	0.2	0.0	0.0	0.0	0.0	0.0
Household water heaters, electric, for permanent installation.....	10	660101	0.1	0.0	0.0	0.0	0.0	0.0
Household water heaters, except electric.....	10	660114	0.3	0.0	0.0	0.0	0.0	0.0
Fabricated structural metal products.....	10	7	-1.4	-0.8	0.1	0.0	0.1	-0.4
Metal doors, sash, and trim.....	10	71	2.7	0.0	-0.1	-0.1	0.3	0.4

See footnotes at end of table.

Table 7. Producer price index percentage changes for commodity and service groupings and individual items, not seasonally adjusted — Continued
[September 2023]

Title	Commodity code		Unadjusted 12-month percent change ¹	Unadjusted 1-month percent change ¹				
	Group code	Item code		Sept. 2022 to Sept. 2023 ^P	Apr. to May	May to June ^P	June to July ^P	July to Aug. ^P
Metal doors and frames (except storm).....	10	7102	3.0	0.0	-0.1	0.0	0.5	0.6
Metal doors and frames (except storm).....	10	710209	3.0	0.0	-0.1	0.0	0.5	0.6
Metal windows (except storm sash).....	10	7103	0.9	0.0	-0.3	-0.2	0.0	0.0
Metal windows (except storm sash).....	10	710313	0.9	0.0	-0.3	-0.2	0.0	0.0
Metal molding and trim and store fronts.....	10	7104	0.5	0.0	-0.1	0.0	0.0	0.0
Metal molding and trim and store fronts.....	10	710413	0.5	0.0	-0.1	0.0	0.0	0.0
Metal combination screen, storm sash, and storm doors.....	10	7105	14.0	0.0	0.0	0.0	0.0	0.0
Metal combination screen, storm sash, and storm doors.....	10	710515	14.0	0.0	0.0	0.0	0.0	0.0
Metal window and door screens (except combination screens) and metal weather strip.....	10	7107	0.0	0.0	-0.1	0.0	0.0	0.0
Metal window and door screens (except combination screens) and metal weather strip.....	10	710717	0.0	0.0	-0.1	0.0	0.0	0.0
Metal tanks.....	10	72	2.3	0.1	0.1	0.0	0.0	0.1
Metal tanks.....	10	7201	2.3	0.1	0.1	0.0	0.0	0.1
Metal tanks, heavy gauge, including field-erected.....	10	720123	2.3	0.1	0.1	0.0	0.0	0.1
Sheet metal products.....	10	73	-0.5	-0.4	0.8	0.2	0.4	-0.4
Sheet metal products.....	10	7301	-0.5	-0.4	0.8	0.2	0.4	-0.4
Sheet metal air-conditioning ducts and stove pipe.....	10	730120	0.1	0.0	-0.3	0.0	-0.7	0.0
Sheet metal roofing and roof drainage equipment.....	10	730170	0.3	0.3	3.3	-0.4	-0.1	-1.2
Sheet metal electronic enclosures.....	10	7301C	6.3	-2.1	1.1	0.5	1.0	0.0
Steel sheet metal computer & peripheral equipment enclosures.....	10	7301C1	12.7	-4.6	0.3	0.7	2.3	0.0
Aluminum sheet metal computer & peripheral equipment enclosures.....	10	7301C2	6.7	0.0	6.5	0.3	0.0	0.0
Other sheet metal electronic enclosures (excl. computers).....	10	7301C3	0.6	0.0	0.2	0.5	0.0	0.0
Other sheet metal work.....	10	7301G	-0.5	0.2	-0.4	-0.1	0.4	0.0
Aluminum and other sheet metal work.....	10	7301G3	-2.4	0.4	-2.3	-0.2	0.7	0.0
Structural, architectural, and pre-engineered metal products.....	10	74	-4.1	-1.5	-0.3	-0.3	0.1	-0.6
Fabricated structural metal.....	10	7405	-2.7	-2.0	0.3	0.0	0.2	-1.0
Fabricated structural metal bar joists and concrete reinforcing bars.....	10	74051	-2.3	-0.2	0.2	0.6	-0.3	-2.8
Fabricated structural iron & steel for industrial bldgs metal bar joists, short span.....	10	740510	-7.4	-0.2	-0.3	-0.4	0.0	0.2
Fabricated structural iron & steel for commercial, residential, institutional, & public bldgs.....	10	740514	-1.3	-0.2	0.4	0.9	-0.4	-3.6
Other fabricated structural metal, including for bridges.....	10	74055	-2.9	-3.4	0.4	-0.6	0.6	0.5
Fabricated structural metal for bridges.....	10	740553	-0.3	-4.8	1.8	-5.5	3.5	2.4
Other fabricated structural iron and steel, aluminum, and other metals.....	10	740554	-3.5	-3.3	0.3	-0.1	0.3	0.4
Custom roll form products.....	10	7407	-17.4	-2.2	-2.7	-2.2	-0.2	-0.2
Custom roll form products.....	10	740775	-17.4	-2.2	-2.7	-2.2	-0.2	-0.2
Ornamental and architectural metal work.....	10	7408	-2.3	0.1	-0.1	-0.1	-0.1	0.0
Iron, steel, and aluminum stairs, staircases and fire escapes.....	10	740803	-1.3	0.3	-0.1	-0.1	-0.1	0.0
Steel and aluminum fences, gates (not wire), and railings and window guards.....	10	740813	-2.5	0.0	-0.1	-0.5	0.0	0.3
Open metal flooring, grating and studs.....	10	740814	-	-	-	0.0	-0.2	0.0
Other architectural and ornamental metal work.....	10	74082	-6.5	0.0	0.0	0.0	0.0	0.0
Other aluminum and metal architectural and ornamental work.....	10	740821	0.1	0.0	0.0	0.0	0.0	0.0
Metal stalls and corrals.....	10	740824	-	0.0	0.0	0.0	0.0	-
Fabricated metal pipe, tube, and fittings.....	10	7411	3.2	-0.2	-1.4	0.0	-0.3	0.3
Fabricated metal pipe, tube, and fittings.....	10	741151	3.2	-0.2	-1.4	0.0	-0.3	0.3
Heat exchangers and steam condensers.....	10	75	2.4	0.0	0.0	1.3	0.1	0.0
Heat exchangers and steam condensers.....	10	7501	2.4	0.0	0.0	1.3	0.1	0.0
Heat exchangers and steam condensers (except for nuclear applications).....	10	750103	0.7	0.0	0.0	0.0	0.2	0.0
Fabricated steel plate.....	10	76	-	0.0	0.0	0.0	0.0	-
Fabricated steel plate.....	10	7601	-	0.0	0.0	0.0	0.0	-
Fabricated steel plate.....	10	760102	-	0.0	0.0	0.0	0.0	-
Prefabricated metal buildings.....	10	79	2.8	-0.3	1.4	1.0	0.1	-0.8
Prefabricated metal building systems (excl. farm service bldgs, residential bldgs, and parts).....	10	7901	5.6	0.0	0.0	1.2	-0.4	-0.6
Prefabricated metal building systems (excl. farm service bldgs, residential bldgs, and parts).....	10	790101	5.6	0.0	0.0	1.2	-0.4	-0.6
Farm service buildings and other prefabricated and portable buildings, steel and aluminum.....	10	7902	-3.5	0.0	0.0	-0.4	-0.4	-0.6
Farm service buildings and other prefabricated and portable buildings, steel and aluminum.....	10	790201	-3.5	0.0	0.0	-0.4	-0.4	-0.6
Panels, parts, and sections for prefabricated buildings, steel and aluminum.....	10	7903	-4.7	-1.8	9.7	1.0	2.8	-1.8
Panels, parts, and sections for prefabricated buildings, steel and aluminum.....	10	790354	-4.7	-1.8	9.7	1.0	2.8	-1.8

See footnotes at end of table.

Table 7. Producer price index percentage changes for commodity and service groupings and individual items, not seasonally adjusted — Continued
[September 2023]

Title	Commodity code		Unadjusted 12-month percent change ¹	Unadjusted 1-month percent change ¹				
	Group code	Item code		Sept. 2022 to Sept. 2023 ^P	Apr. to May	May to June ^P	June to July ^P	July to Aug. ^P
Miscellaneous metal products.....	10	8	1.9	0.0	0.3	0.1	-0.4	0.0
Bolts, nuts, screws, rivets, and washers.....	10	81	3.7	0.9	0.5	0.2	-0.3	0.0
Externally threaded fasteners, except aircraft types.....	10	8102	4.1	0.6	0.8	0.1	-0.6	0.1
Hex bolts, including heavy, tap-and-joint.....	10	810206	1.2	2.2	0.6	0.5	0.4	0.0
Cap, set, machine, lag, flange, and self-locking screws, except aircraft types.....	10	810231	5.5	0.2	-0.1	0.2	-0.9	0.0
Other metal bolts, incl. square, round, plow, high-strength structural, and bent.....	10	810262	11.2	2.9	0.0	-0.2	0.0	0.0
Other externally threaded metal fasteners, including studs, except aircraft types.....	10	810263	1.2	-0.3	2.3	0.0	-0.8	0.2
Internally threaded fasteners, except aircraft types.....	10	8103	4.3	0.0	1.2	-0.2	-0.1	0.0
Internally threaded fasteners, except aircraft types.....	10	810312	4.3	0.0	1.2	-0.2	-0.1	0.0
Nonthreaded metal fasteners, except aircraft types.....	10	8104	0.9	0.4	0.2	0.0	-0.3	0.0
Nonthreaded metal fasteners, except aircraft types.....	10	810424	0.9	0.4	0.2	0.0	-0.3	0.0
Aircraft fasteners, except plastics (including aerospace).....	10	8105	4.1	2.0	0.0	0.0	0.0	0.0
Aircraft fasteners, except plastics (including aerospace).....	10	810536	4.1	2.0	0.0	0.0	0.0	0.0
Formed products, except fasteners, made by cold-, warm-, or hot-heading processes.....	10	8106	1.5	0.0	0.0	1.5	0.0	0.0
Formed products, except fasteners, made by cold-, warm-, or hot-heading processes.....	10	810648	1.5	0.0	0.0	1.5	0.0	0.0
Lighting fixtures.....	10	83	3.1	0.4	0.1	0.3	-0.1	0.3
Residential electric lighting fixtures, except portable.....	10	8302	0.6	0.0	0.0	0.0	0.0	0.0
Residential electric lighting fixtures, except portable.....	10	830225	0.6	0.0	0.0	0.0	0.0	0.0
Commercial, institutional and industrial electric lighting fixtures.....	10	8303	3.0	0.7	0.2	0.3	-0.2	0.6
Commercial and institutional electric lighting fixtures, including parts and accessories.....	10	830302	3.1	0.8	0.2	0.1	-0.2	0.8
Industrial electric lighting fixtures, including parts and accessories.....	10	830304	2.9	0.0	0.0	1.6	0.0	0.0
Other lighting equipment.....	10	8305	3.9	0.0	0.0	0.2	0.0	0.0
Outdoor lighting equipment (including parts and accessories).....	10	830522	0.7	0.0	0.0	0.0	0.0	0.0
All other miscellaneous electric and nonelectric lighting equipment, incl parts and accessories.....	10	830524	6.2	0.0	0.0	0.4	0.0	0.0
Ammunition, except for small arms.....	10	85	-1.3	0.4	0.0	0.2	0.0	-4.1
Ammunition, except for small arms.....	10	8501	-1.3	0.4	0.0	0.2	0.0	-4.1
Ammunition, except for small arms.....	10	850101	-1.3	0.4	0.0	0.2	0.0	-4.1
Ordnance and ordnance accessories, n.e.c.....	10	86	11.9	0.0	0.0	11.3	0.0	0.0
Ordnance and ordnance accessories, n.e.c.....	10	8601	11.9	0.0	0.0	11.3	0.0	0.0
Ordnance and ordnance accessories, n.e.c.....	10	860101	11.9	0.0	0.0	11.3	0.0	0.0
Fabricated ferrous wire products.....	10	88	-7.6	-0.1	-0.8	-1.3	-0.6	-0.3
Ferrous wire rope, cable, forms and strand.....	10	8801	-18.7	0.0	-1.3	-0.5	-2.1	-0.1
Ferrous wire rope, cable, forms and strand.....	10	880101	-18.7	0.0	-1.3	-0.5	-2.1	-0.1
Ferrous wire cloth, other woven wire products.....	10	8807	0.9	0.0	-1.0	0.0	0.0	0.0
Ferrous wire cloth, other woven wire products.....	10	880701	0.9	0.0	-1.0	0.0	0.0	0.0
Other fabricated ferrous wire products.....	10	8809	-2.6	-0.1	-0.6	-1.2	-0.2	-0.4
Steel fencing and fence gates.....	10	880993	-10.0	-0.1	0.8	0.1	0.9	-1.3
Other fabricated ferrous wire products, n.e.c.....	10	880996	-0.9	-0.1	-0.8	-1.4	-0.3	-0.3
Steel nails, staples, tacks, spikes and brads.....	10	8812	-12.4	0.0	0.0	-6.6	-0.1	0.0
Steel nails, staples, tacks, spikes and brads.....	10	881201	-12.4	0.0	0.0	-6.6	-0.1	0.0
Other miscellaneous metal products.....	10	89	2.7	-0.1	0.4	0.2	-0.4	0.0
Wire springs.....	10	8904	8.4	0.0	-0.1	0.6	-0.1	0.0
Precision mechanical wire springs.....	10	890424	8.6	-0.1	-0.3	1.2	-0.2	0.0
Precision mechanical extension- and torsion-type wire springs.....	10	8904241	-0.6	0.0	-0.7	1.5	-0.4	0.2
Precision mechanical compression-type springs.....	10	8904242	15.0	-0.1	0.0	1.0	0.0	0.0
Other metal products.....	10	8905	1.8	-0.1	0.4	0.1	-0.4	-0.1
Automotive job stampings.....	10	890507	3.5	0.0	0.6	0.4	-0.4	0.2
Precision turned products, automotive.....	10	890521	6.5	0.0	1.6	0.3	0.0	0.0
Precision turned products, except automotive.....	10	890522	2.3	-0.3	0.3	-0.6	-1.3	0.0
Metal powders, paste, and flake.....	10	890564	-3.0	-0.1	-0.6	-0.3	0.1	0.3
Powder metallurgy parts, except bearings, gears, etc.....	10	890571	-	0.0	0.0	1.2	-	-
Other fabricated metal products.....	10	890589	-2.0	-0.2	-0.3	-0.3	0.2	-1.6
Metal stampings n.e.c.....	10	8907	0.6	-0.1	1.0	0.5	-0.7	0.3
Metal job stampings, except automotive.....	10	890701	-0.5	-0.2	1.4	0.5	-0.9	0.4
Recreational vehicle metal job stamping.....	10	8907011	-	0.0	12.4	0.0	-	-
Motor and generator metal job stamping.....	10	8907012	-2.4	0.0	0.0	3.2	-0.9	0.0
Other metal job stampings.....	10	8907013	1.7	-0.3	0.0	0.5	-1.2	0.5
Metal foil and leaf.....	10	8908	13.1	0.0	0.0	0.7	-0.1	-0.3

See footnotes at end of table.

Table 7. Producer price index percentage changes for commodity and service groupings and individual items, not seasonally adjusted — Continued
 [September 2023]

Title	Commodity code		Unadjusted 12-month percent change ¹	Unadjusted 1-month percent change ¹				
	Group code	Item code		Sept. 2022 to Sept. 2023 ^P	Apr. to May	May to June ^P	June to July ^P	July to Aug. ^P
Flexible packaging foil.....	10	890811	13.1	0.0	0.0	0.7	-0.1	-0.3
Heavy gauge springs.....	10	8909	36.2	-0.1	2.0	0.0	0.0	-0.3
Cold formed steel springs, except wire.....	10	890913	70.6	-0.1	0.1	0.0	0.0	-0.1
Machinery and equipment.....	11	—	4.2	0.1	0.1	0.3	0.2	0.1
Agricultural machinery and equipment.....	11	1	2.8	0.2	0.1	0.3	-0.1	0.1
Agricultural machinery and equipment.....	11	14	2.8	0.2	0.1	0.3	-0.1	0.1
Commercial turf and grounds care equipment, including parts and attachments.....	11	1401	2.0	0.0	0.0	0.0	0.0	0.7
Commercial turf and grounds care equipment, including parts and attachments.....	11	140111	2.0	0.0	0.0	0.0	0.0	0.7
Farm plows, harrows, rollers, pulverizers, etc., and attachments.....	11	1402	2.1	0.0	2.1	0.0	0.0	0.0
Farm plows, harrows, rollers, pulverizers, etc., and attachments.....	11	140211	2.1	0.0	2.1	0.0	0.0	0.0
Farm dairy equipment, sprayers and dusters, farm blowers, and attachments.....	11	1404	0.6	0.0	0.0	0.0	0.0	0.1
Farm dairy equipment, sprayers and dusters, farm blowers, and attachments.....	11	140411	0.6	0.0	0.0	0.0	0.0	0.1
Planting, seeding, and fertilizing machinery and attachments.....	11	1405	3.0	0.0	0.1	-0.3	-1.4	0.0
Planting, seeding, and fertilizing machinery and attachments.....	11	140511	3.0	0.0	0.1	-0.3	-1.4	0.0
Harvesting machinery (except hay and straw) and attachments.....	11	1406	—	0.2	0.2	0.3	—	—
Harvesting machinery (except hay and straw) and attachments.....	11	140611	—	0.2	0.2	0.3	—	—
Haying machinery and attachments.....	11	1407	5.5	0.0	0.0	4.9	0.0	0.0
Haying machinery and attachments.....	11	140711	5.5	0.0	0.0	4.9	0.0	0.0
All other farm machinery and equipment, excluding parts, including attachments.....	11	1408	-2.1	0.3	0.3	0.0	0.0	0.0
All other farm machinery and equipment, excluding parts, including attachments.....	11	140811	-2.1	0.3	0.3	0.0	0.0	0.0
Parts for farm machinery, for sale separately.....	11	1409	3.4	0.4	-0.8	0.1	0.6	0.1
Parts for farm machinery, for sale separately.....	11	140911	3.4	0.4	-0.8	0.1	0.6	0.1
Construction machinery and equipment.....	11	2	6.1	0.1	0.0	1.6	-0.3	0.0
Tractors and attachments, ex. parts.....	11	2A	6.0	0.1	0.0	1.8	-1.1	0.0
Construction machinery for mounting (excluding parts, winches, snow clearing attachments).....	11	2A03	10.1	0.0	0.0	1.7	-2.2	0.0
Construction machinery for mounting (excluding parts, winches, snow clearing attachments).....	11	2A0302	10.1	0.0	0.0	1.7	-2.2	0.0
Tractor shovel loaders (skid steer, wheel, crawler, and integral design backhoes).....	11	2A04	5.5	0.2	0.0	1.2	-1.4	0.0
Tractor shovel loaders (skid steer, wheel, crawler, and integral design backhoes).....	11	2A0406	5.5	0.2	0.0	1.2	-1.4	0.0
Construction wheel and crawler tractors, dozers, self-propelled log skidders, etc.....	11	2A05	—	0.0	0.0	3.0	0.0	—
Construction wheel and crawler tractors, dozers, self-propelled log skidders, etc.....	11	2A0501	—	0.0	0.0	3.0	0.0	—
Power cranes, draglines, & shovels (excavators) (incl. surface mining equipment) (excl. parts).....	11	2B	8.8	0.0	-0.1	3.5	-0.2	0.0
Power cranes, draglines, & shovels (excavators) (incl. surface mining equip.) (excluding parts).....	11	2B05	8.8	0.0	-0.1	3.5	-0.2	0.0
Power cranes, draglines, & shovels (excavators) (incl. surface mining equip.) (excluding parts).....	11	2B0504	8.8	0.0	-0.1	3.5	-0.2	0.0
Mixers, pavers, and related equipment (excluding parts).....	11	2C	10.3	0.0	0.0	0.7	0.0	0.0
Mixers, pavers, and related equipment (excluding parts).....	11	2C01	10.3	0.0	0.0	0.7	0.0	0.0
Mixers, pavers, and related equipment (excluding parts).....	11	2C0109	10.3	0.0	0.0	0.7	0.0	0.0
Off-highway, equipment, ex. parts.....	11	2D	7.7	0.0	0.0	2.7	0.0	0.0
Off-highway trucks, haulers, truck-type tractor chassis, trailers, etc. (excluding parts).....	11	2D02	—	0.0	—	—	—	—
Off-highway trucks, haulers, truck-type tractor chassis, trailers, etc. (excluding parts).....	11	2D0201	—	0.0	—	—	—	—
Graders, rollers & compactors, rough-terrain forklifts, scrapers, trenchers, etc. (excl. parts).....	11	2D03	6.7	0.1	0.0	1.9	0.0	0.0
Graders, rollers & compactors, rough-terrain forklifts, scrapers, trenchers, etc. (excl. parts).....	11	2D0301	6.7	0.1	0.0	1.9	0.0	0.0
Misc. construction machinery and equipment.....	11	2J	2.7	0.1	0.0	0.0	0.0	0.0
Winches, aerial work platforms, and automotive wrecker hoists, including parts and attachments.....	11	2J01	4.2	0.2	0.0	0.0	0.0	0.0
Winches, aerial work platforms, and automotive wrecker hoists, including parts and attachments.....	11	2J0101	4.2	0.2	0.0	0.0	0.0	0.0
Other construction machinery and equipment (excluding parts).....	11	2J03	1.6	0.0	0.0	0.0	0.0	0.0
Other construction machinery and equipment (excluding parts).....	11	2J0301	1.6	0.0	0.0	0.0	0.0	0.0
Parts for construction machinery and equipment, sold separately.....	11	2K	4.1	0.2	0.7	-0.1	0.1	0.0

See footnotes at end of table.

Table 7. Producer price index percentage changes for commodity and service groupings and individual items, not seasonally adjusted — Continued
 [September 2023]

Title	Commodity code		Unadjusted 12-month percent change ¹	Unadjusted 1-month percent change ¹				
	Group code	Item code		Sept. 2022 to Sept. 2023 ^P	Apr. to May	May to June ^P	June to July ^P	July to Aug. ^P
Parts for construction machinery and equipment, sold separately.....	11	2K01	4.1	0.2	0.7	-0.1	0.1	0.0
Parts for cranes, draglines, and shovels (including surface mining equipment) (sold separately).....	11	2K0101	5.7	0.0	1.6	-0.1	0.2	0.0
Parts for off-highway wheel tractors and shovel loaders (sold separately).....	11	2K0102	1.9	0.0	0.0	0.0	0.0	0.0
Parts for other construction machinery (sold separately).....	11	2K0103	2.8	0.3	0.0	0.0	0.0	0.0
Metalworking machinery and equipment.....	11	3	5.5	0.6	0.2	0.1	0.1	0.3
Power-driven handtools, including parts and attachments.....	11	32	11.6	6.4	0.0	0.0	0.0	0.0
Power-driven handtools, including parts and attachments.....	11	3211	11.6	6.4	0.0	0.0	0.0	0.0
Power-driven handtools, including parts and attachments.....	11	321101	11.6	6.4	0.0	0.0	0.0	0.0
Power-driven handtools, pneumatic, hydraulic, and powder-actuated.....	11	3211011	10.2	5.6	0.0	0.0	0.0	0.0
Power-driven handtools, electric (except battery powered), including parts.....	11	3211014	12.1	7.0	0.0	0.0	0.0	0.0
Welding machines and equipment.....	11	33	2.1	0.0	0.0	0.1	0.0	0.0
Arc welding machines, components, and accessories, excluding electrodes and stud welding equip.....	11	3301	3.0	0.0	0.0	0.0	0.0	0.0
Arc welding machines, components, and accessories, excluding electrodes and stud welding equip.....	11	330175	3.0	0.0	0.0	0.0	0.0	0.0
Resistance welders, components, accessories, and electrodes.....	11	3302	3.5	0.0	0.0	0.0	0.0	0.0
Resistance welders, components, accessories, and electrodes.....	11	330276	3.5	0.0	0.0	0.0	0.0	0.0
Gas welding and cutting equipment, parts, attachments, and accessories.....	11	3304	4.5	0.0	0.0	1.1	0.0	0.0
Gas welding and cutting equipment, parts, attachments, and accessories.....	11	330461	4.5	0.0	0.0	1.1	0.0	0.0
Other welding equipment, components, and accessories (excluding arc, resistance, and gas).....	11	3306	2.4	0.0	0.0	0.0	0.0	0.0
Other welding equipment, components, and accessories (excluding arc, resistance, and gas).....	11	330629	2.4	0.0	0.0	0.0	0.0	0.0
Industrial process furnaces and ovens.....	11	34	5.8	1.0	0.1	0.5	0.8	0.0
Industrial process furnaces and ovens, except parts and attachments.....	11	3407	5.2	0.6	0.1	0.6	0.3	0.0
Industrial process furnaces and ovens, except parts and attachments.....	11	340711	5.2	0.6	0.1	0.6	0.3	0.0
Parts and attachments for industrial process furnaces and ovens.....	11	3409	7.3	2.1	0.0	0.0	2.3	0.0
Parts and attachments for industrial process furnaces and ovens.....	11	340901	7.3	2.1	0.0	0.0	2.3	0.0
Cutting tools and accessories.....	11	35	4.4	0.1	0.5	0.4	0.1	0.2
Small cutting tools.....	11	3501	4.6	0.1	0.3	0.6	0.1	0.2
End mills and milling cutters.....	11	350144	5.8	0.1	0.1	0.9	0.0	0.2
Threading tools, including blanks, tips and inserts.....	11	350145	2.1	0.0	1.4	0.0	0.0	0.0
Carbon and high-speed steel, shank, solid, tipped carbide twist drills.....	11	350146	6.1	0.9	2.1	0.2	0.0	1.7
Taps, carbide indexable, and throwaway inserts for machine tools.....	11	350147	5.1	0.0	0.0	0.0	0.6	0.0
Other cutting tools for machine tools, excluding tips and blanks.....	11	350149	4.6	0.0	0.0	0.6	0.0	0.0
Other machine tool attachments and accessories.....	11	3505	8.3	0.0	2.2	0.0	0.2	0.7
Other machine tool attachments and accessories.....	11	350501	8.3	0.0	2.2	0.0	0.2	0.7
Abrasive products.....	11	36	5.6	0.1	0.0	-0.4	0.1	0.1
Nonmetallic sized grains, powders, and flour abrasives (incl. graded only).....	11	3601	0.5	0.0	0.0	0.0	0.4	0.0
Nonmetallic sized grains, powders, and flour abrasives (incl. graded only).....	11	360105	0.5	0.0	0.0	0.0	0.4	0.0
Nonmetallic abrasive products (including diamond abrasives).....	11	3603	8.3	0.0	0.7	0.3	0.1	0.2
Nonmetallic abrasive products (including diamond abrasives).....	11	360311	8.3	0.0	0.7	0.3	0.1	0.2
Nonmetallic coated abrasive products and buffing wheels, polishing wheels, and laps.....	11	3605	6.4	0.0	0.0	0.0	0.0	0.0
Nonmetallic coated abrasive products and buffing wheels, polishing wheels, and laps.....	11	360505	6.4	0.0	0.0	0.0	0.0	0.0
Metal cutting machine tools.....	11	37	3.5	0.5	0.0	0.5	0.0	0.0
Other metal-cutting machine tools.....	11	3720	2.2	0.7	0.0	0.6	0.0	0.0
Other metal-cutting machine tools.....	11	372041	2.2	0.7	0.0	0.6	0.0	0.0
Metal machining centers.....	11	3721	5.9	0.0	0.0	0.0	0.0	0.0
Metal machining centers.....	11	372121	5.9	0.0	0.0	0.0	0.0	0.0
Rebuilt metal-cutting machine tools and parts for metal-cutting machine tools.....	11	3753	4.5	0.0	-0.1	1.3	0.0	0.0
Rebuilt metal-cutting machine tools and parts for metal-cutting machine tools.....	11	375311	4.5	0.0	-0.1	1.3	0.0	0.0
Metal forming machine tools.....	11	38	10.6	2.3	0.1	0.0	0.0	7.9
Metal-forming machine tools (except rebuilt and parts).....	11	3826	13.9	1.7	0.0	0.0	0.0	12.0
Metal punching and shearing (power & manual), and bending and forming machines (power only).....	11	382611	1.2	1.2	0.0	0.0	0.0	0.0

See footnotes at end of table.

Table 7. Producer price index percentage changes for commodity and service groupings and individual items, not seasonally adjusted — Continued
[September 2023]

Title	Commodity code		Unadjusted 12-month percent change ¹	Unadjusted 1-month percent change ¹				
	Group code	Item code	Sept. 2022 to Sept. 2023 ^P	Apr. to May	May to June ^P	June to July ^P	July to Aug. ^P	Aug. to Sept. ^P
Rebuilt metal-forming machine tools and parts for metal-forming machine tools.....	11	3852	4.1	3.3	0.2	0.0	0.0	0.0
Rebuilt metal-forming machine tools and parts for metal-forming machine tools.....	11	385205	4.1	3.3	0.2	0.0	0.0	0.0
Tools, dies, jigs, fixtures & ind. molds.....	11	39	5.1	0.1	0.7	0.1	0.2	0.0
Special tools, dies, jigs, and fixtures.....	11	3901	3.2	0.2	1.1	0.1	0.2	0.0
Special tools, dies, jigs, and fixtures.....	11	390135	3.2	0.2	1.1	0.1	0.2	0.0
Jigs and fixtures, including parts.....	11	3901351	4.4	0.3	1.1	0.3	0.1	0.0
Metalworking dies and die sets.....	11	3901353	4.3	0.3	1.9	0.2	0.8	0.0
Standard punches, industrial prototypes, die parts & other special tooling for dies.....	11	3901357	1.4	0.0	0.5	0.0	0.0	0.0
Industrial molds and mold boxes.....	11	3903	8.1	0.0	0.0	0.0	0.0	0.0
Industrial injection-type molds made of metal for plastics.....	11	390312	0.1	0.0	0.0	0.0	0.0	0.0
Other industrial molds and mold boxes.....	11	390331	12.5	0.0	0.0	0.0	0.0	0.0
Metalworking machinery n. e. c.....	11	3A	8.7	-0.2	-0.3	0.0	0.5	0.4
Other metalworking machinery.....	11	3A02	6.9	0.0	0.0	0.0	2.2	1.8
Other metalworking machinery.....	11	3A0201	6.9	0.0	0.0	0.0	2.2	1.8
General purpose machinery and equipment.....	11	4	6.0	0.5	0.0	0.4	0.0	0.3
Pumps, compressors, and equipment.....	11	41	7.2	1.3	0.4	1.8	0.0	-0.4
Industrial pumps, except hydraulic fluid power pumps.....	11	4102	13.4	3.9	0.3	4.3	0.0	-1.6
Industrial pumps, except hydraulic fluid power pumps.....	11	410212	13.4	3.9	0.3	4.3	0.0	-1.6
Parts and attachments for air and gas compressors and vacuum pumps.....	11	4107	6.8	0.4	0.4	1.4	0.8	0.0
Parts and attachments for air and gas compressors, ex. refrigeration, ice making, & a/c.....	11	410701	6.8	0.4	0.4	1.4	0.8	0.0
Domestic water systems.....	11	4113	6.6	0.1	0.0	0.0	0.0	0.0
Domestic water systems.....	11	411311	6.6	0.1	0.0	0.0	0.0	0.0
Air and gas compressors and vacuum pumps.....	11	4115	6.2	0.5	0.6	1.3	0.0	0.2
Air and gas compressors and vacuum pumps.....	11	411501	6.2	0.5	0.6	1.3	0.0	0.2
Other pumps, including parts and attachments.....	11	4119	2.7	0.1	0.3	0.6	0.1	0.0
Parts and attachments for pumps.....	11	411911	5.4	0.4	1.0	2.0	0.0	0.0
All other pumps, including domestic sump, oil well, and oil field pumps.....	11	411915	1.5	0.0	0.0	0.0	0.1	0.0
Oil-well and oil-field pumps.....	11	4119153	-	0.0	4.4	0.0	0.3	0.0
Other pumps, except automotive circulating pumps, and measuring & dispensing pumps.....	11	4119155	2.1	0.0	0.0	0.0	0.1	0.0
Elevators, escalators, and other lifts.....	11	42	6.0	0.0	0.8	0.0	0.0	0.0
Elevators and moving stairways.....	11	4201	4.6	0.0	1.0	0.0	0.0	0.0
Elevators and moving stairways.....	11	420112	4.6	0.0	1.0	0.0	0.0	0.0
Parts and attachments for elevators and moving stairs (sold separately).....	11	4202	14.8	0.0	0.0	0.0	-0.2	0.0
Parts and attachments for elevators and moving stairs (sold separately).....	11	420221	14.8	0.0	0.0	0.0	-0.2	0.0
Fluid power equipment.....	11	43	10.8	0.0	0.2	0.5	-0.3	0.2
Fluid power pumps and parts.....	11	4301	4.9	0.0	0.0	0.3	0.1	0.9
Nonaerospace-type reciprocating fluid power pumps.....	11	430112	9.1	0.0	0.0	-0.1	0.0	1.5
Nonaerospace-type fluid power motors.....	11	430115	3.4	0.0	0.0	0.0	0.4	0.2
Parts for fluid power pumps, motors, and hydrostatic transmissions.....	11	430119	1.6	0.0	-0.1	0.0	0.0	1.1
Fluid power valves.....	11	4302	2.5	0.3	0.5	-0.1	0.0	0.3
Fluid power valves.....	11	430201	2.5	0.3	0.5	-0.1	0.0	0.3
Nonaerospace type hydraulic directional control valves.....	11	4302013	3.4	0.7	0.0	0.0	0.0	0.0
Nonaerospace type pneumatic directional control valves.....	11	4302015	5.1	0.0	1.1	0.1	0.0	0.0
Aerospace type fluid power valves.....	11	430201A	1.8	0.0	1.0	0.0	0.0	0.8
Fluid power cylinders, actuators, accumulators, cushions, & parts.....	11	4303	3.4	0.0	0.4	0.0	0.2	0.0
Non-aerospace hydraulic & all aerospace-type fluid power cylinders.....	11	430312	3.1	0.0	0.6	0.0	0.3	0.0
Non-aerospace pneumatic fluid power cylinders.....	11	430313	-	0.0	-	-	-	-
Parts for hydraulic & pneumatic cylinders and actuators.....	11	430315	5.7	0.0	0.1	0.0	0.0	0.0
Fluid power hose and tube fittings.....	11	4304	35.1	0.0	0.0	1.6	-1.4	0.0
Fluid power hose and tube fittings.....	11	430406	35.1	0.0	0.0	1.6	-1.4	0.0
Nonaerospace type flared (metal) fittings, couplings, and assemblies.....	11	4304062	2.1	0.0	0.0	0.0	1.2	0.0
Parts for fluid power valves.....	11	4305	0.3	-0.8	0.8	0.0	0.0	0.0
Parts for fluid power valves.....	11	430501	0.3	-0.8	0.8	0.0	0.0	0.0
Industrial material handling equipment.....	11	44	4.9	0.5	0.3	0.0	0.0	0.0
Conveying equipment, except parts and accessories.....	11	4402	3.8	0.3	0.0	-0.1	0.0	0.0
Unit handling conveyors and conveying systems.....	11	440212	0.4	0.1	-0.1	-0.1	0.0	0.0
Unit handling gravity and trolley conveyors and conveying systems.....	11	4402122	0.9	0.0	0.0	0.0	0.0	-0.1

See footnotes at end of table.

Table 7. Producer price index percentage changes for commodity and service groupings and individual items, not seasonally adjusted — Continued
 [September 2023]

Title	Commodity code		Unadjusted 12-month percent change ¹	Unadjusted 1-month percent change ¹				
	Group code	Item code		Sept. 2022 to Sept. 2023 ^P	Apr. to May	May to June ^P	June to July ^P	July to Aug. ^P
All other unit handling conveyors, including tow, belt, roller, pneumatic, portable, etc.....	11	4402124	0.6	0.3	-0.3	-0.3	0.0	0.2
Bulk material handling conveyors and conveying systems.....	11	440216	8.9	0.6	0.2	0.0	0.0	0.0
Industrial trucks, trailers, and stackers.....	11	4403	6.0	0.5	0.6	0.1	0.0	0.0
Industrial trucks, tractors, mobile straddle carriers & cranes, & automatic stacking machines.....	11	44035	6.5	0.6	0.7	0.1	0.0	-0.1
Work trucks with lifting & handling equipment, riding, electric, self-propelled.....	11	440353	9.0	2.3	0.1	0.0	0.0	0.0
Work trucks with lifting & handling equipment, non-riding electric or any non-electric.....	11	440356	4.2	1.2	0.1	0.0	0.0	-0.1
Work trucks not fitted with lifting & handling equipment, electric or non-electric.....	11	440357	4.5	0.0	1.1	0.3	0.0	-0.1
Bulk powered material moving equipment, dock boards, and metal pallets and skids.....	11	440358	0.3	0.0	0.8	0.0	0.0	-0.1
Parts and attachments for industrial trucks and tractors.....	11	440378	3.4	0.2	0.0	0.0	0.0	0.0
Hoists, overhead cranes, and monorail systems.....	11	4404	2.8	0.9	0.4	0.2	0.0	0.0
Hoists and parts and attachments for hoists (sold separately).....	11	440481	4.2	0.0	0.7	0.0	0.0	0.0
Overhead traveling cranes and monorail systems, including parts and attachments sold separately.....	11	440485	1.9	1.9	0.0	0.4	0.0	0.0
Parts and accessories for conveyors and conveying systems.....	11	4406	3.9	0.3	-0.5	0.0	-0.4	-0.1
Parts and accessories for unit handling conveyors and conveying systems.....	11	440601	0.5	0.0	0.1	0.0	0.0	-0.2
Parts and accessories for bulk material handling conveyors and conveying systems.....	11	440602	6.0	0.5	-0.8	0.0	-0.6	0.0
Mechanical power transmission equipment.....	11	45	5.5	0.5	0.2	0.0	0.2	0.4
Speed changers, drives, gears.....	11	4501	6.1	0.9	0.2	0.0	0.0	0.0
Loose gear, pinions and racks.....	11	450108	-	2.0	0.0	0.0	0.0	0.0
Speed changers and industrial high speed drives & parts other than loose gearing.....	11	450117	7.6	-0.1	0.3	0.0	0.0	0.0
Other power transmission equipment.....	11	4502	4.5	0.3	0.2	0.0	0.4	0.7
Mechanical power transmission equipment, excl. speed changers, drives, & gears.....	11	450212	5.0	0.3	0.2	0.0	0.4	0.6
Scales and balances.....	11	46	6.4	0.2	1.2	0.2	0.0	0.0
Vehicle and industrial scales.....	11	4611	6.1	0.2	1.6	0.1	0.0	0.0
Vehicle and industrial scales.....	11	461101	6.1	0.2	1.6	0.1	0.0	0.0
Motor truck and railroad track scales.....	11	4611011	2.6	0.0	0.0	0.0	0.0	0.0
Industrial scales (including automatic checkweigher and bulkweigher scales).....	11	4611012	10.0	0.7	0.5	0.5	0.0	0.0
Miscellaneous non-vehicle scales (crane, susp., tank, hopper, measuring dev, lab, bulk conveyer).....	11	4611013	-	0.0	7.3	0.0	0.0	0.0
Retail, commercial, household, and mailing scales and balances.....	11	4612	7.8	0.0	0.0	0.2	0.0	0.0
Retail, commercial, household, and mailing scales and balances.....	11	461201	7.8	0.0	0.0	0.2	0.0	0.0
Parts, attachments, and accessories for scales and balances.....	11	4613	8.3	0.4	0.3	0.4	0.0	0.0
Parts, attachments, and accessories for scales and balances.....	11	461301	8.3	0.4	0.3	0.4	0.0	0.0
Air purification equipment and industrial and commercial fans and blowers..	11	47	3.2	0.7	0.1	0.1	-0.1	-0.1
Fan, blower, air purification equipment.....	11	4701	3.2	0.7	0.1	0.1	-0.1	-0.1
Dust collection and other air purification equipment for cleaning incoming air.....	11	470143	4.1	0.4	0.2	0.2	-0.3	-0.4
Air filters for air-conditioners and furnaces, etc., of 2400 CFM or less, except parts.....	11	4701431	4.1	0.8	0.3	0.3	-0.4	0.0
Other dust collection and air purification equipment, except parts.....	11	4701432	9.1	0.0	0.0	0.0	-0.4	0.0
Parts for dust collection and air purification equipment.....	11	4701433	-1.1	0.0	0.0	0.0	0.0	-1.5
Industrial and commercial fans and blowers.....	11	470145	4.3	1.2	0.0	0.0	0.0	0.0
Centrifugal blower filter units, and classes I-IV centrifugal fans, except parts.....	11	4701452	3.9	1.1	0.0	0.0	0.0	0.0
Other centrifugal fans and blowers, except parts.....	11	4701453	7.0	1.2	0.0	0.0	0.0	0.0
Axial fans and industrial propeller fans, except parts.....	11	4701457	1.7	1.7	0.0	0.0	0.0	0.0
Power roof ventilators, except parts.....	11	4701458	1.6	1.6	0.0	0.0	0.0	0.0
Parts and accessories for fans and blowers.....	11	4701459	-2.4	0.5	0.0	0.0	0.0	0.0
Air conditioning and refrigeration equip.....	11	48	4.1	0.5	-0.4	0.3	0.2	0.2
Unitary air-conditioners, except air source heat pumps.....	11	4802	5.0	1.2	-0.9	1.0	1.2	0.4
Unitary air-conditioners, except air source heat pumps.....	11	480222	5.0	1.2	-0.9	1.0	1.2	0.4
Commercial refrigeration equipment.....	11	4803	4.6	0.0	-0.3	0.0	0.0	0.0
Commercial refrigeration equipment.....	11	480331	4.6	0.0	-0.3	0.0	0.0	0.0
All other miscellaneous refrigeration and air-conditioning equipment.....	11	4806	2.1	0.0	0.0	0.0	0.0	0.0
All other miscellaneous refrigeration and air-conditioning equipment.....	11	480631	2.1	0.0	0.0	0.0	0.0	0.0
Heat transfer equipment, including heat pumps.....	11	4807	4.9	1.1	-0.3	0.1	-0.7	0.6
Heat transfer equipment, except dehumidifiers.....	11	480732	4.4	1.3	-0.4	0.1	-0.8	-0.2
Heat pumps.....	11	480734	7.6	0.0	0.0	0.0	0.0	4.7

See footnotes at end of table.

Table 7. Producer price index percentage changes for commodity and service groupings and individual items, not seasonally adjusted — Continued
 [September 2023]

Title	Commodity code		Unadjusted 12-month percent change ¹	Unadjusted 1-month percent change ¹				
	Group code	Item code		Sept. 2022 to Sept. 2023 ^P	Apr. to May	May to June ^P	June to July ^P	July to Aug. ^P
Parts and accessories for air conditioning and heat transfer equipment. . .	11	4809	2.0	-0.6	-0.2	-0.3	0.0	0.0
Parts and accessories for air conditioning and heat transfer equipment.	11	480901	2.0	-0.6	-0.2	-0.3	0.0	0.0
Refrigeration condensing units.	11	4815	2.1	0.0	0.0	0.0	0.0	0.0
Refrigeration condensing units.	11	481511	2.1	0.0	0.0	0.0	0.0	0.0
Miscellaneous general purpose equipment.	11	49	5.4	0.4	-0.2	-0.1	0.2	1.2
Metal valves, except fluid power.	11	4902	5.4	1.1	0.2	0.0	0.8	0.0
Gates, globes, angles, and checks.	11	490201	3.2	0.8	0.0	0.0	0.0	0.0
Gates, globes, angles, straightway (Y-type) checks, stop & check, 3- & 4-way, etc.	11	4902011	3.9	0.1	0.0	0.0	0.0	0.0
Industrial valves for water works and municipal equipment.	11	4902012	3.3	1.3	0.0	0.0	0.0	0.0
Industrial ball valves, incl. manual and power operated.	11	490202	8.5	—	—	—	—	0.0
Industrial butterfly valves, incl. manual and power operated.	11	490203	7.3	0.5	1.0	0.0	0.0	0.0
Industrial plug valves.	11	490204	9.1	3.7	0.0	0.0	0.0	0.0
Plumbing and heating valves and specialties, except plumbers' brass goods.	11	490205	—	0.0	0.0	-0.9	—	—
Other industrial valves, including nuclear.	11	490209	4.6	2.0	0.0	0.0	1.4	0.0
Automatic regulating and control valves.	11	490211	7.4	0.0	0.1	0.0	0.0	0.0
Metal pipe fittings, flanges, and unions.	11	4903	1.7	0.0	0.0	0.0	-1.5	0.2
Metal pipe fittings, flanges, and unions.	11	490301	1.7	0.0	0.0	0.0	-1.5	0.2
Ball and roller bearings.	11	4905	2.3	0.0	0.1	0.0	-0.4	0.3
Ball bearings, complete, unmounted.	11	490531	2.1	0.0	0.0	0.0	-0.1	0.0
Mounted bearings, except plain.	11	490534	3.7	-0.4	0.2	0.0	0.0	1.7
Parts and components for ball and roller bearings, incl. balls and rollers.	11	490535	-4.7	0.0	0.5	0.0	-3.6	1.8
Tapered roller bearings (including cups & cones), unmounted.	11	490537	4.0	0.0	0.0	0.0	0.0	0.1
Other roller bearings, unmounted.	11	490538	2.4	0.0	0.0	0.0	0.0	0.0
Industrial patterns.	11	4907	6.6	0.0	3.8	0.0	0.0	0.0
Industrial patterns.	11	490701	6.6	0.0	3.8	0.0	0.0	0.0
Filters and strainers.	11	4908	16.0	0.2	0.0	-0.5	0.2	9.9
Filters and strainers, except fluid power.	11	490805	10.3	0.3	0.0	-0.8	0.3	0.8
Industrial filters and strainers and reusable media, except fluid power.	11	4908051	9.3	0.4	0.0	-0.7	0.3	-0.7
Nonreusable media for filters and strainers, except fluid power.	11	4908052	13.4	0.0	0.0	0.0	0.0	11.3
Parts and accessories for filters and strainers, except fluid power.	11	4908053	16.6	0.0	0.0	-2.1	0.3	-0.1
Other miscellaneous general purpose equipment.	11	4911	4.0	0.0	-1.1	-0.1	0.4	-0.2
Other miscellaneous general purpose equipment.	11	491102	4.1	0.0	-1.1	-0.1	0.4	-0.2
Electronic computers and computer equipment.	11	5	0.4	-0.5	-1.5	-0.2	1.5	-0.2
Electronic computers.	11	51	1.0	-1.2	-2.4	-0.1	3.5	-0.5
Electronic computers.	11	5101	1.0	-1.2	-2.4	-0.1	3.5	-0.5
Personal computers and workstations (excluding portable computers).	11	510114	5.3	0.3	-0.5	-0.6	0.0	-0.1
Portable computers, laptops, tablets and other single user computers.	11	510115	-2.8	-1.3	-0.3	0.1	-0.2	0.1
Host computers, multiusers (mainframes, UNIX and PC servers).	11	510116	-2.3	-3.0	-3.0	0.0	4.3	-0.6
Computer storage devices.	11	52	-2.7	0.0	-2.3	-0.9	0.0	0.2
Computer storage devices (except parts, attachments and accessories).	11	5201	-3.4	0.0	-2.4	-0.9	0.0	0.2
Computer storage devices (except parts, attachments and accessories).	11	520101	-3.4	0.0	-2.4	-0.9	0.0	0.2
Computer peripheral equipment and parts.	11	54	1.0	0.0	0.0	0.1	0.4	0.0
Parts, attachments, and accessories for computer terminals and peripherals.	11	5405	—	0.0	0.0	0.3	0.8	0.0
Parts, attachments, and accessories for computer terminals and peripherals.	11	540501	—	0.0	0.0	0.3	0.8	0.0
Computer terminals (including POS and funds-transfer devices) and other computer peripherals.	11	5406	-5.5	0.0	0.0	0.0	0.0	0.0
Computer terminals (including POS and funds-transfer devices) and other computer peripherals.	11	540602	-5.5	0.0	0.0	0.0	0.0	0.0
Special industry machinery and equipment.	11	6	4.1	0.3	0.0	-0.2	0.0	0.0
Food products machinery.	11	61	4.9	0.0	0.2	0.1	0.0	0.0
Dairy and milk products plant machinery and equipment.	11	6101	2.7	0.0	1.8	0.2	0.0	0.0
Dairy and milk products plant machinery and equipment.	11	610111	2.7	0.0	1.8	0.2	0.0	0.0
Commercial food products machinery (except packaging and cooking equipment).	11	6104	6.0	0.0	0.0	0.1	0.0	0.0
Commercial food products machinery (except packaging and cooking equipment).	11	610409	6.0	0.0	0.0	0.1	0.0	0.0
Industrial food products machinery for processing foods, beverages, & animal & fowl feed.	11	6105	4.4	0.0	0.0	0.1	0.0	0.0

See footnotes at end of table.

Table 7. Producer price index percentage changes for commodity and service groupings and individual items, not seasonally adjusted — Continued
[September 2023]

Title	Commodity code		Unadjusted 12-month percent change ¹	Unadjusted 1-month percent change ¹				
	Group code	Item code		Sept. 2022 to Sept. 2023 ^P	Apr. to May	May to June ^P	June to July ^P	July to Aug. ^P
Industrial food products machinery for processing foods, beverages, & animal & fowl feed.....	11	610501	4.4	0.0	0.0	0.1	0.0	0.0
Other industrial food and feed machinery.....	11	6105012	0.2	0.0	0.0	0.3	0.0	0.0
Machinery for sorting, grading, and cleaning fruits, vegetables, eggs, and for processing meat.....	11	6105013	9.2	0.0	0.0	0.0	0.0	0.0
Parts and attachments for industrial food and feed products machinery.....	11	6105014	0.7	0.0	0.0	-0.2	0.2	0.0
Textile machinery and equipment.....	11	62	-0.1	0.0	0.0	0.0	0.0	0.0
Textile machinery (except parts, attachments, and accessories).....	11	6212	-0.1	0.0	0.0	0.0	0.0	0.0
Textile machinery (except parts, attachments, and accessories).....	11	621201	-0.1	0.0	0.0	0.0	0.0	0.0
Textile machinery parts and attachments.....	11	6277	0.0	0.0	0.0	0.0	0.0	0.0
Textile machinery parts and attachments.....	11	627701	0.0	0.0	0.0	0.0	0.0	0.0
Sawmill and woodworking machinery.....	11	63	7.5	0.1	0.1	0.2	-0.1	0.2
Sawmill and woodworking machinery.....	11	6306	7.5	0.1	0.1	0.2	-0.1	0.2
Sawmill and woodworking machinery, excluding parts and attachments (sold separately).....	11	630602	8.5	0.1	0.1	0.1	-0.1	0.2
Parts, attachments, & accessories for sawmill & woodworking machinery.....	11	630603	2.1	0.0	0.0	0.3	0.0	0.0
Paper industries machinery.....	11	64	5.2	0.5	1.7	0.0	-0.3	-0.1
Paper industries machinery.....	11	6401	5.2	0.5	1.7	0.0	-0.3	-0.1
Paper industries machinery, excluding parts & attachments (sold separately).....	11	640114	4.4	0.2	2.4	0.0	0.0	0.0
Parts and attachments for paper industries machinery.....	11	640115	5.2	1.1	0.1	0.1	-0.9	-0.3
Printing trades machinery and equipment.....	11	65	1.3	0.2	-0.3	0.1	0.6	-0.5
Other printing machinery and equipment.....	11	6509	1.5	0.0	-0.4	0.1	0.7	-0.6
Other printing machinery and equipment, incl. pre-press preparation equipment & plates.....	11	650912	2.2	-0.2	-0.8	0.3	1.5	-1.3
Parts, attachments, & accessories for printing trades machinery.....	11	650913	1.0	0.0	0.0	0.0	0.0	0.0
Other special industry machinery.....	11	66	3.1	0.4	-0.4	-0.5	0.0	0.0
Plastics and rubber working machinery.....	11	6603	1.7	0.4	0.0	-0.1	0.0	0.0
Plastics working machinery and equipment, excluding patterns and molds, including parts.....	11	66039	1.5	0.5	0.0	-0.1	0.0	0.0
Plasticworking machinery (excluding parts).....	11	660391	1.4	0.5	0.0	0.0	0.0	0.0
Parts for plasticworking machinery.....	11	660395	2.2	0.4	0.0	-0.6	0.0	-0.1
Miscellaneous special industry machinery.....	11	6606	3.4	0.4	-0.5	-0.6	0.0	0.0
Semiconductor manufacturing machinery and parts.....	11	660638	2.1	0.2	-1.4	0.0	0.1	0.0
Packing, packaging, and bottling machinery and parts.....	11	67	7.9	0.7	0.7	0.0	0.0	0.0
Packing, packaging, and bottling machinery and parts.....	11	6705	7.9	0.7	0.7	0.0	0.0	0.0
Packing, packaging, and bottling machinery, excluding parts.....	11	670501	8.8	1.0	0.8	0.0	0.0	0.0
Parts for packing, packaging, and bottling machinery.....	11	670502	5.3	0.0	0.5	0.0	0.0	0.0
Service industry machinery and parts.....	11	68	3.3	0.2	0.1	0.0	0.0	0.1
Service industry machinery and parts.....	11	6801	3.3	0.2	0.1	0.0	0.0	0.1
Commercial cooking and food warming equipment (incl. parts).....	11	68013	3.1	0.0	0.0	0.0	0.0	0.0
Commercial cooking equipment incl. ranges, deep-fat fryers, etc. except electric.....	11	680131	3.8	0.0	0.0	0.0	0.0	0.0
Commercial electric cooking equipment, incl. ranges, deep-fat fryers, etc.....	11	680132	3.3	0.0	0.0	0.0	0.0	0.0
Parts and accessories for commercial cooking and food warming equipment.....	11	680133	1.7	0.0	0.0	0.0	0.0	0.0
Other service industry machinery, incl. electronic teaching mach. & auto. maintenance equipment.....	11	68014	-	-	0.1	0.0	0.0	0.2
Coin-operated machines and mechanisms (incl. parts).....	11	680141	0.0	0.0	0.0	0.0	0.0	0.0
Commercial laundry and drycleaning machinery products (incl. parts).....	11	680143	9.0	0.9	0.0	0.0	0.0	0.0
Commercial and industrial floor & carpet cleaning machines, ex. vacuum cleaners (incl. parts).....	11	680145	7.5	0.0	0.5	0.7	0.0	-0.2
Electronic teaching machines, teaching aids, etc., (incl. kits and parts).....	11	680147	1.2	0.0	0.0	0.0	0.0	0.0
All other parts and attachments for service industry equipment.....	11	680148	8.1	3.1	0.3	0.0	0.0	0.3
Other service industry equipment.....	11	680149	3.5	0.3	0.1	0.0	0.0	0.3
Electrical machinery and equipment.....	11	7	2.2	-0.5	0.3	0.2	0.2	0.0
Wiring devices.....	11	71	5.6	-4.1	0.0	-0.8	0.5	0.1
Current-carrying wiring devices.....	11	7101	25.6	0.7	1.0	0.0	1.1	0.3
Current-carrying switches for electrical circuitry (including vehicular switches).....	11	710143	5.2	0.0	0.0	0.1	0.1	-0.2
Current-carrying wire connectors for electrical circuitry.....	11	710144	5.1	3.5	-3.4	-0.5	2.6	0.0
Current-carrying wiring devices n.e.c.....	11	710147	46.5	0.0	3.0	0.1	1.1	0.5
Noncurrent-carrying wiring devices.....	11	7102	-10.0	-8.7	-0.9	-1.5	-0.1	-0.1

See footnotes at end of table.

Table 7. Producer price index percentage changes for commodity and service groupings and individual items, not seasonally adjusted — Continued
 [September 2023]

Title	Commodity code		Unadjusted 12-month percent change ¹	Unadjusted 1-month percent change ¹				
	Group code	Item code	Sept. 2022 to Sept. 2023 ^P	Apr. to May	May to June ^P	June to July ^P	July to Aug. ^P	Aug. to Sept. ^P
Noncurrent-carrying electrical conduit and conduit fittings, incl.plastic conduit & fittings.....	11	710216	-22.5	-17.0	-1.9	-3.7	-0.2	-0.6
Other noncurrent-carrying wiring devices and supplies (boxes, covers, bar hangers, etc.).....	11	710217	1.8	-0.1	0.4	-0.1	-0.1	0.9
Porcelain, steatite, and other ceramic electrical products.....	11	710252	5.1	-0.2	-0.8	1.8	0.0	0.0
Integrating and measuring instruments.....	11	72	4.2	1.4	0.0	0.2	0.0	0.1
Test equipment for electrical, radio, & communication circuits & motors. ...	11	7205	4.4	1.4	0.0	0.2	0.0	0.1
Test equipment for electrical, radio, & communication circuits & motors.....	11	720501	4.4	1.4	0.0	0.2	0.0	0.1
Motors, generators, motor generator sets.....	11	73	5.7	0.0	0.0	1.4	1.0	0.2
Fractional horsepower motors and generators.....	11	7303	2.9	0.3	0.3	0.0	0.2	0.0
Fractional horsepower motors and generators.....	11	730312	2.9	0.3	0.3	0.0	0.2	0.0
Integral horsepower motors and generators (excluding land transportation types).....	11	7304	0.0	0.0	0.0	0.0	0.0	0.0
Integral horsepower motors and generators (excluding land transportation types).....	11	730405	0.0	0.0	0.0	0.0	0.0	0.0
Parts and supplies for motors and generators.....	11	7309	11.7	0.0	0.0	0.5	2.7	0.5
Parts and supplies for motors and generators.....	11	730901	11.7	0.0	0.0	0.5	2.7	0.5
Other motors and generators.....	11	7311	8.1	0.0	0.0	2.8	1.1	0.2
Other motors and generators.....	11	731101	8.1	0.0	0.0	2.8	1.1	0.2
Prime mover generator sets, except steam & hydraulic turbine.....	11	7311012	13.1	0.0	0.0	5.7	0.3	0.3
Transformers and power regulators.....	11	74	0.2	0.3	-0.2	0.5	0.4	0.0
Power and distribution transformers, except parts.....	11	7409	0.3	0.0	-0.3	0.6	0.0	0.0
Other transformers and parts for transformers.....	11	7411	-1.1	1.6	0.0	0.0	2.5	0.0
Switchgear, switchboard, industrial controls equipment.....	11	75	6.7	0.1	1.1	0.4	0.4	0.1
Industrial controls and related parts and accessories.....	11	7507	7.5	0.0	1.5	0.3	0.0	0.0
Industrial controls and related parts and accessories.....	11	750799	7.5	0.0	1.5	0.3	0.0	0.0
General-purpose industrial controls.....	11	7507991	8.8	0.0	2.1	0.5	0.0	0.0
Parts for industrial controls and motor-control accessories.....	11	7507992	3.9	0.0	0.3	0.0	0.0	0.0
Specific-purpose industrial controls.....	11	7507993	6.1	0.0	0.8	0.0	0.0	0.0
Switchgear and switchboard apparatus.....	11	7522	6.0	0.2	0.8	0.5	0.6	0.2
Switchgear and switchboard apparatus.....	11	752201	6.0	0.2	0.8	0.5	0.6	0.2
Low voltage panelboards and distribution boards, 1000 volts or less..	11	7522013	8.3	0.0	0.0	0.0	0.0	0.0
Switchgear, except relays and ducts.....	11	752201A	6.2	0.4	1.5	0.7	1.0	0.3
Communications and related equipment and miscellaneous electronic systems & equipment.....	11	76	2.3	0.0	0.2	-0.1	0.3	0.0
Telephone and wireline data networking equipment.....	11	7601	4.4	0.0	3.7	-0.9	0.6	0.0
Other communications and related equipment, including broadcast and wireless.....	11	7603	1.8	-0.1	0.0	-0.2	0.0	0.0
Broadcast, studio, and related electronic equipment.....	11	760301	0.6	-0.6	-0.2	0.1	-0.1	0.5
Radio station and wireless communication equipment.....	11	760302	1.3	-0.1	0.0	-0.4	0.0	0.0
Radio station equipment.....	11	7603022	5.6	0.0	0.0	0.0	0.0	0.0
Other broadcast and wireless communications systems and equipment.....	11	7603023	0.5	-0.1	0.0	-0.5	0.0	0.0
Intercommunications, alarm and traffic control systems.....	11	760303	4.6	0.2	-0.1	0.7	0.0	0.0
Alarm systems, including electric sirens and horns.....	11	7603031	8.1	0.0	0.0	1.1	0.0	0.0
Intercommunications systems, including inductive paging systems....	11	7603033	2.2	2.4	0.0	0.0	0.0	0.9
Electronic systems and equipment, n.e.c.....	11	7605	7.3	0.0	0.0	0.7	-0.3	0.0
Electronic systems and equipment, n.e.c.....	11	760512	7.3	0.0	0.0	0.7	-0.3	0.0
Search, detection, navigation & guidance systems and equipment.....	11	7606	1.8	0.0	0.1	0.0	0.5	0.0
Search, detection, navigation & guidance systems and equipment.....	11	760613	1.8	0.0	0.1	0.0	0.5	0.0
Electric lamp bulbs, tubes, and components.....	11	77	6.6	0.0	4.6	0.0	0.0	0.6
Electric lamp bulbs, tubes, and components.....	11	7704	6.6	0.0	4.6	0.0	0.0	0.6
Electric lamp bulbs, tubes, and components.....	11	770401	6.6	0.0	4.6	0.0	0.0	0.6
Electronic components and accessories.....	11	78	0.1	-1.0	0.2	0.1	0.1	-0.2
Relays for electronic circuitry, industrial control overload, and switchgear type.....	11	7821	7.5	0.0	0.0	0.0	0.0	0.0
Relays for electronic circuitry, industrial control overload, and switchgear type.....	11	782119	7.5	0.0	0.0	0.0	0.0	0.0
Switches, mechanical, for electronic circuitry.....	11	7822	7.4	6.0	0.0	1.0	0.0	0.0
Switches, mechanical, for electronic circuitry.....	11	782299	7.4	6.0	0.0	1.0	0.0	0.0
Connectors for electronic circuitry.....	11	7824	7.5	0.1	-0.4	0.4	0.0	0.0
Connectors for electronic circuitry.....	11	782481	7.5	0.1	-0.4	0.4	0.0	0.0
Filters, crystals, and transducers.....	11	7828	-0.1	0.9	0.0	0.0	0.0	0.0
Filters, crystals, and transducers.....	11	782890	-0.1	0.9	0.0	0.0	0.0	0.0

See footnotes at end of table.

Table 7. Producer price index percentage changes for commodity and service groupings and individual items, not seasonally adjusted — Continued
 [September 2023]

Title	Commodity code		Unadjusted 12-month percent change ¹	Unadjusted 1-month percent change ¹				
	Group code	Item code		Sept. 2022 to Sept. 2023 ^P	Apr. to May	May to June ^P	June to July ^P	July to Aug. ^P
Crystal, filter, piezoelectric, and other related electronic devices (exc. microwave filters).....	11	7828901	-0.1	0.9	0.0	0.0	0.0	0.0
Integrated microcircuits.....	11	7839	-1.6	-0.5	0.4	-1.7	0.1	-0.6
Integrated microcircuits.....	11	783911	-1.6	-0.5	0.4	-1.7	0.1	-0.6
Other semiconductor and related devices.....	11	7847	5.4	0.0	0.0	2.1	0.0	0.0
Other semiconductor devices, including parts (such as chips, wafers and heat sinks).....	11	784711	5.4	0.0	0.0	2.1	0.0	0.0
Bare printed circuit boards.....	11	7849	4.5	0.0	1.4	0.0	0.2	0.0
Bare printed circuit boards.....	11	784901	4.5	0.0	1.4	0.0	0.2	0.0
Electronic coils, transformers, and other inductors.....	11	7853	7.6	0.0	0.3	0.0	0.0	0.0
Electronic coils, transformers, and other inductors.....	11	785399	7.6	0.0	0.3	0.0	0.0	0.0
Capacitors and resistors for electronic circuitry.....	11	7854	-	0.0	0.0	0.0	0.0	0.0
Capacitors for electronic circuitry.....	11	785411	3.4	0.0	0.0	0.0	0.0	0.0
Microwave components, electron tubes, and other electronic components, n.e.c.....	11	7856	4.1	0.2	0.3	0.9	0.2	0.1
Printed circuit assemblies, loaded boards, modules and consumer external modems.....	11	7861	-13.0	-6.0	0.1	0.3	0.0	0.0
Printed circuit assemblies, loaded boards, modules and consumer external modems.....	11	786199	-13.0	-6.0	0.1	0.3	0.0	0.0
Miscellaneous electrical machinery and equipment.....	11	79	1.7	0.1	0.1	0.7	0.0	0.0
Storage batteries.....	11	7901	1.3	0.0	0.1	-0.1	0.0	0.0
Storage batteries, lead acid type, BCI dimensional group 8D or smaller.....	11	790103	1.1	0.0	0.0	-0.2	0.0	0.0
Storage batteries, lead acid type, larger than BCI dimensional group 8D.....	11	790104	2.2	0.0	0.8	0.0	0.0	0.0
Storage batteries (excluding lead acid), including parts for all storage batteries.....	11	790105	2.3	0.0	0.0	0.0	0.0	0.0
Primary batteries.....	11	7902	2.8	-0.3	0.7	0.2	0.2	0.1
Primary batteries.....	11	790229	2.8	-0.3	0.7	0.2	0.2	0.1
Carbon and graphite products.....	11	7903	1.9	0.2	0.0	0.3	0.0	-0.2
X-ray and electromedical equipment.....	11	7905	2.6	0.1	0.0	1.1	0.0	0.0
Irradiation equipment.....	11	790512	0.8	0.0	0.0	0.0	0.0	0.0
Electromedical equipment, including diagnostic, therapeutic and patient monitoring equipment.....	11	790541	3.3	0.2	0.0	1.5	0.0	0.0
Miscellaneous electrical industrial apparatus.....	11	7929	-5.7	-0.3	1.0	-0.4	0.0	0.0
Rectifying apparatus.....	11	792902	3.4	0.0	0.0	0.0	0.0	0.0
Other electrical equipment for industrial use, except for electronic circuitry.....	11	792904	-9.6	-0.4	1.4	-0.5	0.0	0.0
All other electrical equipment and components, except industrial.....	11	7939	1.0	0.0	0.0	0.0	0.9	0.0
All other electrical equipment and components, except industrial.....	11	793901	1.0	0.0	0.0	0.0	0.9	0.0
Miscellaneous instruments.....	11	8	6.5	0.4	0.2	0.3	0.5	-0.2
Automatic environmental controls for monitoring residential, commercial, and appliance use.....	11	81	6.6	2.1	0.1	0.0	0.3	0.0
Automatic environmental controls for monitoring residential, commercial, and appliance use.....	11	8105	6.6	2.1	0.1	0.0	0.3	0.0
Automatic environmental controls for monitoring residential, commercial, and appliance use.....	11	810501	6.6	2.1	0.1	0.0	0.3	0.0
Industrial process control instruments.....	11	82	5.9	0.2	0.6	-0.2	0.6	0.0
Industrial process control instruments.....	11	8201	5.9	0.2	0.6	-0.2	0.6	0.0
Industrial process control instruments.....	11	820171	5.9	0.2	0.6	-0.2	0.6	0.0
Fluid meters and counting devices.....	11	84	9.2	0.3	0.5	0.6	0.0	-3.2
Fluid meters and counting devices.....	11	8401	9.2	0.3	0.5	0.6	0.0	-3.2
Engineering and scientific instruments.....	11	85	7.7	0.2	0.0	1.5	0.6	0.0
Aeronautical, nautical, and navigational instruments.....	11	8501	5.9	0.0	0.0	1.8	0.8	0.0
Aeronautical, nautical, and navigational instruments.....	11	850111	5.9	0.0	0.0	1.8	0.8	0.0
Hospital beds and specialized hospital furniture.....	11	8504	15.7	1.0	0.0	0.0	0.0	0.0
Hospital beds and specialized hospital furniture.....	11	850404	15.7	1.0	0.0	0.0	0.0	0.0
Measuring instruments and lenses.....	11	86	4.9	0.7	0.0	-0.3	0.2	0.3
Sighting, tracking, and fire-control equipment, optical type.....	11	8601	0.9	0.0	-1.4	-2.3	2.2	0.0
Sighting, tracking, and fire-control equipment, optical type.....	11	860111	0.9	0.0	-1.4	-2.3	2.2	0.0
All other miscellaneous optical instruments and lenses.....	11	8602	3.7	0.0	0.2	0.4	0.5	0.0
All other miscellaneous optical instruments and lenses.....	11	860211	3.7	0.0	0.2	0.4	0.5	0.0
Laboratory analytical instruments.....	11	8603	5.5	0.8	0.1	-0.3	0.0	0.3
Laboratory analytical instruments.....	11	860311	5.5	0.8	0.1	-0.3	0.0	0.3
Measuring & controlling devices, n.e.c.....	11	89	8.1	0.0	0.1	0.4	0.7	0.1
Aircraft engine instruments.....	11	8901	5.0	0.0	2.3	3.7	0.0	0.2

See footnotes at end of table.

Table 7. Producer price index percentage changes for commodity and service groupings and individual items, not seasonally adjusted — Continued
[September 2023]

Title	Commodity code		Unadjusted 12-month percent change ¹	Unadjusted 1-month percent change ¹				
	Group code	Item code		Sept. 2022 to Sept. 2023 ^P	Apr. to May	May to June ^P	June to July ^P	July to Aug. ^P
Aircraft engine instruments.....	11	890199	5.0	0.0	2.3	3.7	0.0	0.2
Nuclear radiation detection & monitoring instruments.....	11	8904	6.9	0.4	0.4	0.0	0.0	0.0
Nuclear radiation detection & monitoring instruments.....	11	890499	6.9	0.4	0.4	0.0	0.0	0.0
Physical properties and kinematic testing equipment.....	11	8905	12.5	0.0	0.0	0.0	0.3	0.0
Physical properties and kinematic testing equipment.....	11	890599	12.5	0.0	0.0	0.0	0.3	0.0
Commercial, geophysical, meteorological, surveying, drafting & general-purpose instruments.....	11	8906	5.6	0.0	-0.6	0.0	2.0	0.2
Commercial, geophysical, meteorological & general-purpose instruments.....	11	890699	5.6	0.0	-0.6	0.0	2.0	0.2
Miscellaneous machinery.....	11	9	4.9	0.3	0.1	0.4	0.3	0.1
Oil field and gas field machinery.....	11	91	7.0	0.0	0.0	0.0	0.0	0.3
Oil and gas field drilling, surveying, and cementing machinery (except parts sold separately).....	11	9102	7.6	0.0	0.0	0.0	0.0	0.0
Oil and gas field drilling, surveying, and cementing machinery (except parts sold separately).....	11	910201	7.6	0.0	0.0	0.0	0.0	0.0
Oil field and gas field production machinery (except pumps and parts sold separately).....	11	9104	4.3	0.0	0.0	0.0	0.0	1.0
Oil field and gas field production machinery (except pumps and parts sold separately).....	11	910456	4.3	0.0	0.0	0.0	0.0	1.0
Parts and attachments for oil and gas field machinery and equipment.....	11	9106	7.1	0.0	0.0	0.0	0.0	0.0
Parts and attachments for oil and gas field drilling machinery and equipment.....	11	910602	-	0.0	0.0	0.0	-	-
Parts and attachments for oil and gas field production machinery and equipment.....	11	910604	4.8	0.0	0.0	0.0	0.0	0.0
Mining machinery and equipment.....	11	92	6.7	0.3	0.0	0.3	0.0	0.0
Mining machinery and equipment (except parts sold separately).....	11	9207	7.5	0.3	0.0	0.4	0.0	0.0
Underground mining machinery (except parts sold separately).....	11	920701	-	0.1	0.0	0.0	-	-
Crushing, pulverizing, & screening machinery (except parts sold separately).....	11	920702	4.6	0.0	0.0	0.0	0.0	0.0
Drills and other mining machinery (except parts sold separately).....	11	920703	-	1.0	0.0	1.3	-	-
Mineral processing & beneficiation machinery (except parts sold separately).....	11	920704	7.0	0.0	0.0	0.0	0.0	0.0
Parts and attachments for mining machinery and equipment (sold separately).....	11	9253	4.1	0.1	0.2	0.0	0.0	0.0
Parts and attachments for mining machinery and equipment (sold separately).....	11	925303	4.1	0.1	0.2	0.0	0.0	0.0
Internal combustion engines.....	11	94	6.6	0.0	0.1	1.8	0.0	-0.1
Diesel, semidiesel, and dual-fuel engines (except automotive).....	11	9407	12.0	0.0	0.6	5.6	0.0	0.0
Diesel, semidiesel, and dual-fuel engines (except automotive).....	11	940725	12.0	0.0	0.6	5.6	0.0	0.0
Diesel, semidiesel, and dual-fuel engines for automobiles, trucks, and buses.....	11	9408	3.9	0.0	0.0	0.0	0.0	0.0
Diesel, semidiesel, and dual-fuel engines for automobiles, trucks, and buses.....	11	940811	3.9	0.0	0.0	0.0	0.0	0.0
Parts & accessories for internal combustion engines, ex. aircraft & gasoline automotive engines.....	11	9413	6.1	0.0	0.0	0.0	0.0	0.0
Parts & accessories for internal combustion engines, ex. aircraft & gasoline automotive engines.....	11	941301	6.1	0.0	0.0	0.0	0.0	0.0
Machine shop products.....	11	95	2.4	0.6	0.1	0.1	0.1	0.0
Machine shop products.....	11	9505	2.4	0.6	0.1	0.1	0.1	0.0
Machine shop job work and job order repairs.....	11	950501	2.4	0.6	0.1	0.1	0.1	0.0
Turbines and turbine generator sets.....	11	97	6.7	0.2	-0.2	-1.5	2.5	0.4
Turbines and turbine generator sets (excluding parts).....	11	9701	6.7	0.2	-0.2	-1.5	2.5	0.4
Steam, gas, and other turbines and turbine generators.....	11	970103	3.0	0.1	0.1	-1.2	1.8	0.4
Parts & accessories for turbines, turbine generators, and turbine generator sets.....	11	98	1.2	0.0	0.0	0.1	0.0	0.0
Parts & accessories for turbines, turbine generators, and turbine generator sets.....	11	9801	1.2	0.0	0.0	0.1	0.0	0.0
Parts & accessories for turbines, turbine generators, and turbine generator sets.....	11	980101	1.2	0.0	0.0	0.1	0.0	0.0
Furniture and household durables.....	12	-	2.4	0.1	0.0	0.1	0.2	0.2
Household furniture.....	12	1	0.6	-0.3	0.3	0.2	0.0	-0.2
Metal household furniture.....	12	11	-3.5	-4.3	0.3	0.0	0.1	-0.2
Metal household furniture.....	12	1101	-3.5	-4.3	0.3	0.0	0.1	-0.2
Metal household dining room and kitchen furniture.....	12	110102	-1.0	0.0	1.7	0.3	0.4	-1.1
Other metal household furniture.....	12	110104	-4.2	-5.1	0.0	0.0	0.0	0.0
Metal household furniture, beds, nonupholstered.....	12	1101041	-5.2	-6.3	0.0	0.0	0.0	0.0
Wood household furniture (nonupholstered).....	12	12	6.5	-0.1	3.0	2.1	0.1	0.0

See footnotes at end of table.

Table 7. Producer price index percentage changes for commodity and service groupings and individual items, not seasonally adjusted — Continued
[September 2023]

Title	Commodity code		Unadjusted 12-month percent change ¹	Unadjusted 1-month percent change ¹				
	Group code	Item code		Sept. 2022 to Sept. 2023 ^P	Apr. to May	May to June ^P	June to July ^P	July to Aug. ^P
Wood household furniture (nonupholstered).....	12	1206	-	-0.1	3.0	2.1	0.1	0.0
Wood living room furniture (nonupholstered).....	12	120602	2.9	0.0	0.9	0.4	0.0	0.0
Wood dining room, outdoor, and ready-to-assemble furniture (nonupholstered).....	12	120603	-	0.1	3.5	0.6	0.2	0.0
Wood bedroom furniture, including infants' and children's, (nonupholstered).....	12	120605	1.9	-0.2	0.3	0.1	0.0	0.0
Upholstered household furniture.....	12	13	0.5	0.1	0.0	0.0	0.1	0.0
Upholstered household furniture.....	12	1301	0.5	0.1	0.0	0.0	0.1	0.0
Dual purpose sleep furniture, incl. convertible sofa.....	12	130123	-0.2	0.0	0.0	0.0	0.0	0.0
Upholstered household furniture.....	12	130141	0.6	0.1	0.0	0.0	0.1	0.0
Upholstered household davenports, sofas, loveseats, and settees.....	12	1301411	-0.3	0.0	0.0	0.0	0.0	0.0
Upholstered household sectional sofa pieces.....	12	1301412	1.6	0.0	0.0	0.0	0.4	0.0
Upholstered household rocking chairs, including swivel rockers.....	12	1301413	-1.3	0.5	0.0	0.0	0.0	0.0
Other upholstered household furniture, including custom.....	12	1301415	1.0	0.3	0.3	0.0	0.4	-0.1
Bedding.....	12	14	-0.4	-0.3	0.1	0.0	-0.1	-0.5
Bedding.....	12	1401	-0.4	-0.3	0.1	0.0	-0.1	-0.5
Innerspring mattresses, excluding crib size.....	12	140104	1.8	0.0	0.2	0.0	1.0	-1.2
Mattress foundations.....	12	140107	-8.4	-6.0	-0.4	0.4	0.0	-2.0
Mattresses, other types, including crib, foam, waterbed mattresses and mattress inserts.....	12	140114	2.5	0.0	0.0	0.0	0.1	0.0
Sleep system ensembles and mattresses, excluding conventional waterbeds.....	12	140122	-20.2	0.0	0.0	0.0	-13.8	0.0
Mattress and foundation sets.....	12	140134	-2.0	0.0	0.0	0.0	0.0	0.0
Metal porch, lawn, outdoor & casual furniture.....	12	15	2.5	0.0	-1.8	0.0	0.0	0.0
Porch and lawn furniture.....	12	1501	2.5	0.0	-1.8	0.0	0.0	0.0
Metal porch, lawn, outdoor & casual furniture.....	12	150112	2.5	0.0	-1.8	0.0	0.0	0.0
Nonupholstered household furniture, except wood and metal.....	12	16	-	0.0	0.0	0.0	-	-
Nonupholstered household furniture, except wood and metal.....	12	1601	-	0.0	0.0	0.0	-	-
Nonupholstered household furniture, except wood and metal.....	12	160101	-	0.0	0.0	0.0	-	-
Commercial furniture.....	12	2	3.5	0.5	-0.2	0.7	-0.3	0.2
Wood office furniture and store fixtures.....	12	21	4.0	-0.4	0.0	1.6	0.0	0.0
Wood office furniture and store fixtures.....	12	2101	4.0	-0.4	0.0	1.6	0.0	0.0
Wood office seating, including upholstered.....	12	210112	-3.3	0.0	0.0	1.0	0.0	0.0
Wood office desks and extensions.....	12	210113	4.9	0.0	0.7	0.0	0.0	0.0
Wood office files, storage units, and tables.....	12	210114	1.2	0.0	0.4	0.0	0.0	0.0
Wood office furniture, other types (incl. panel/desk systems).....	12	210116	0.4	0.0	0.0	0.0	0.0	0.0
Fixtures for stores, banks and offices.....	12	210161	5.1	-0.5	-0.1	1.8	0.0	0.0
Custom architectural woodwork, millwork, and fixtures.....	12	2101611	6.1	-0.7	0.0	2.2	0.2	0.0
Wood lockers, partitions, and shelving (except custom).....	12	2101612	0.4	-0.2	-2.1	1.2	-1.4	0.8
Wood furniture dimensions and nonwood furniture parts and frames.....	12	2101615	10.4	1.8	0.3	2.4	-2.0	-1.5
Nonwood furniture and store fixtures.....	12	22	2.8	1.5	-0.5	0.0	-0.7	0.3
Nonwood commercial storage units, files, and tables.....	12	2202	9.5	6.9	0.5	1.3	0.2	-0.6
Nonwood commercial storage units, files, and tables.....	12	220202	9.5	6.9	0.5	1.3	0.2	-0.6
Nonwood commercial furniture.....	12	2203	5.9	1.2	0.0	0.0	-0.5	-0.1
Nonwood commercial desks and extensions.....	12	220321	-	-	-	-0.1	0.0	0.1
Nonwood office seating.....	12	220325	3.7	4.8	0.0	0.0	0.0	0.0
Nonwood office furniture panel systems, and other nonwood office furniture.....	12	220326	6.9	-1.3	-0.1	0.0	-1.1	-0.3
Nonwood partitions and fixtures.....	12	2204	-2.4	0.0	-1.4	-0.5	-1.2	1.1
Storage racks and accessories, except wood.....	12	220407	-11.7	0.0	-1.9	-2.2	-5.0	0.0
Fixtures (bank, office, and store) except wood.....	12	220409	12.0	1.7	-0.7	0.0	0.0	3.2
Public building furniture.....	12	23	2.7	0.2	0.0	0.0	0.1	0.1
Public building furniture.....	12	2301	2.7	0.2	0.0	0.0	0.1	0.1
School furniture (except stone and concrete), excluding library furniture.....	12	230101	2.8	0.0	0.0	0.0	0.4	0.3
Public building and related furniture, excluding school & restaurant furniture.....	12	230102	2.7	0.3	0.0	0.0	0.0	0.0
Commercial furniture and fixtures, n.e.c.....	12	24	5.6	0.1	0.0	0.8	-0.3	0.5
Commercial furniture and fixtures, n.e.c.....	12	2401	5.6	0.1	0.0	0.8	-0.3	0.5
Bar, bowling center, cafeteria, and restaurant furniture.....	12	240104	2.2	0.0	0.0	0.0	-0.1	0.9
Other commercial and institutional furniture and fixtures, n.e.c.....	12	240108	7.5	0.2	0.1	1.1	-0.5	0.3
Floor coverings.....	12	3	1.5	-0.2	-0.4	-0.1	1.4	0.0
Carpets and rugs.....	12	31	1.5	-0.2	-0.5	-0.1	1.6	0.0
Carpet and rugs.....	12	3101	1.5	-0.2	-0.5	-0.1	1.6	0.0

See footnotes at end of table.

Table 7. Producer price index percentage changes for commodity and service groupings and individual items, not seasonally adjusted — Continued
[September 2023]

Title	Commodity code		Unadjusted 12-month percent change ¹	Unadjusted 1-month percent change ¹				
	Group code	Item code	Sept. 2022 to Sept. 2023 ^P	Apr. to May	May to June ^P	June to July ^P	July to Aug. ^P	Aug. to Sept. ^P
Carpet and rugs.....	12	310101	1.5	-0.2	-0.5	-0.1	1.6	0.0
Resilient floor coverings.....	12	32	1.4	0.0	0.0	0.0	0.0	0.0
Resilient floor coverings.....	12	3201	1.4	0.0	0.0	0.0	0.0	0.0
Resilient floor coverings.....	12	320170	1.4	0.0	0.0	0.0	0.0	0.0
Household appliances.....	12	4	2.1	0.7	-0.1	-0.3	1.0	0.1
Major appliances.....	12	41	2.0	0.8	-0.1	-0.4	1.2	0.1
Household cooking appliances.....	12	4101	5.7	1.3	-0.4	-0.5	3.1	1.0
Electric household ranges, ovens (including microwave), surface cooking units, and equipment.....	12	410105	3.2	0.2	-2.0	-0.5	1.5	-0.7
Gas household ranges, ovens, surface cooking units and equipment.....	12	410139	5.7	1.5	0.1	-0.7	4.2	0.6
Other household ranges and cooking equipment, including outdoor equipment.....	12	410169	8.5	2.4	0.8	-0.3	3.7	3.2
Household refrigeration equipment.....	12	4103	-0.4	0.6	-0.2	-0.3	-1.4	-0.2
Household refrigerators, including refrigerator-freezer combinations.....	12	410329	-1.0	0.3	-0.3	-0.6	-1.3	-0.2
Other major household appliances including room air-conditioners.....	12	4104	-1.9	0.5	0.6	-0.3	0.4	-1.5
Room air-conditioners.....	12	410445	-	0.0	0.9	0.0	0.0	0.0
Household vacuum cleaners, including parts and attachments.....	12	43	5.1	-0.1	0.3	0.0	0.0	0.0
Household vacuum cleaners and other floor care machines (including parts and attachments).....	12	4301	5.1	-0.1	0.3	0.0	0.0	0.0
Household vacuum cleaners and other floor care machines (including parts and attachments).....	12	430114	5.1	-0.1	0.3	0.0	0.0	0.0
Electric housewares and fans.....	12	44	1.1	0.3	-0.1	0.0	0.0	0.0
Parts and attachments for small electric household appliances, including fan parts.....	12	4403	3.1	0.0	0.0	0.0	-0.1	0.0
Parts and attachments for small electric household appliances, including fan parts.....	12	440311	3.1	0.0	0.0	0.0	-0.1	0.0
Small electric household appliances, including fans.....	12	4404	1.0	0.3	-0.1	0.0	0.0	0.0
Small electric household appliances, including fans.....	12	440401	1.0	0.3	-0.1	0.0	0.0	0.0
Portable residential lighting fixtures, including parts and accessories.....	12	45	5.7	0.0	0.0	0.0	0.0	0.0
Portable residential lighting fixtures, including parts and accessories.....	12	4501	5.7	0.0	0.0	0.0	0.0	0.0
Portable residential lighting fixtures, including parts and accessories.....	12	450135	5.7	0.0	0.0	0.0	0.0	0.0
Home electronic equipment.....	12	5	1.1	0.0	0.0	0.0	0.0	0.0
Speakers and commercial sound equipment.....	12	57	2.5	0.0	0.0	0.0	0.0	0.0
Speakers and commercial sound equipment.....	12	5707	2.5	0.0	0.0	0.0	0.0	0.0
Speakers and commercial sound equipment.....	12	570708	2.5	0.0	0.0	0.0	0.0	0.0
Other home electronic equipment.....	12	58	-0.1	0.0	0.0	0.0	0.0	0.0
Other home electronic equipment, including television receivers and automotive A/V equipment.....	12	5803	-0.1	0.0	0.0	0.0	0.0	0.0
All other consumer audio and video equipment, excluding TV receivers and automotive A/V equip.....	12	580301	-0.1	0.0	0.0	0.0	0.0	0.0
Other household durable goods.....	12	6	4.6	-0.6	0.5	-0.5	-0.5	1.3
Vitreous china, fine earthenware, and other pottery products.....	12	61	2.6	2.6	0.0	-0.6	0.0	0.0
Vitreous china, porcelain, and earthenware table and kitchenware and other pottery products.....	12	6101	2.6	2.6	0.0	-0.6	0.0	0.0
Vitreous china, porcelain, and earthenware (semivitreous) table and kitchenware.....	12	610104	-2.6	0.0	0.0	-4.1	0.0	0.0
All other pottery products (including china decorated for the trade).....	12	610105	3.6	3.1	0.0	0.0	0.0	0.0
Mirrors (decorated and undecorated).....	12	65	9.4	-3.1	2.9	-2.2	-2.8	8.0
Mirrors (decorated and undecorated), made from purchased glass.....	12	6501	9.4	-3.1	2.9	-2.2	-2.8	8.0
Mirrors (decorated and undecorated), made from purchased glass.....	12	650104	9.4	-3.1	2.9	-2.2	-2.8	8.0
Lawn/garden equipment.....	12	66	2.7	-0.3	0.0	0.0	0.0	0.0
Parts and attachments for consumer lawn, garden, and snow equipment.....	12	6605	2.6	-1.4	0.0	0.5	0.2	0.0
Parts and attachments for consumer lawn, garden, and snow equipment.....	12	660503	2.6	-1.4	0.0	0.5	0.2	0.0
Consumer lawn, garden, and snow equipment.....	12	6607	2.5	-0.2	0.0	-0.1	0.0	0.0
Consumer lawn, garden, and snow equipment.....	12	660701	2.5	-0.2	0.0	-0.1	0.0	0.0
Consumer riding lawn, garden, and snow equipment.....	12	6607011	1.5	0.0	0.0	0.0	0.0	0.0
Consumer nonriding lawn, garden, and snow equipment.....	12	6607012	3.3	-0.4	0.0	-0.1	0.0	0.0
Cutlery, flatware (except precious), razors and razor blades.....	12	67	1.0	0.0	0.0	-0.9	0.0	0.0
Cutlery, flatware (except precious), razors and razor blades.....	12	6701	1.0	0.0	0.0	-0.9	0.0	0.0
Cutlery, scissors, shears, trimmers, and snips.....	12	670141	2.1	0.0	0.0	-2.0	0.0	0.0
Metal kitchen utensil, pots, and pans.....	12	68	1.1	0.0	0.0	0.0	0.0	0.0

See footnotes at end of table.

Table 7. Producer price index percentage changes for commodity and service groupings and individual items, not seasonally adjusted — Continued
[September 2023]

Title	Commodity code		Unadjusted 12-month percent change ¹	Unadjusted 1-month percent change ¹				
	Group code	Item code		Sept. 2022 to Sept. 2023 ^P	Apr. to May	May to June ^P	June to July ^P	July to Aug. ^P
Metal kitchen utensil, pots, and pans.....	12	6801	1.1	0.0	0.0	0.0	0.0	0.0
Stamped and spun kitchen utensils, aluminum.....	12	680101	—	0.0	0.0	0.0	0.0	—
Window shades, blinds, and accessories.....	12	69	9.7	0.0	0.0	0.0	0.0	0.0
Window shades, blinds, and accessories.....	12	6901	9.7	0.0	0.0	0.0	0.0	0.0
Window shades and window shade accessories and rollers.....	12	690101	14.4	0.0	0.0	0.0	0.0	0.0
Other shades and blinds, including curtain and drapery fixtures, poles, & rods.....	12	690103	—	-0.1	0.0	0.0	0.0	0.0
Nonmetallic mineral products.....	13	—	5.7	0.3	0.2	0.1	0.3	0.3
Glass.....	13	1	3.1	-0.4	0.3	-0.6	-0.8	0.4
Flat glass.....	13	11	2.9	-0.6	0.4	-0.7	-1.0	0.4
Specialty glass.....	13	1107	6.4	-0.9	-0.2	0.1	-0.9	1.0
Specialty glass.....	13	110703	6.4	-0.9	-0.2	0.1	-0.9	1.0
Other glass products, made by flat glass producers.....	13	1107034	—	0.0	0.0	0.0	0.0	—
Flat glass (float, sheet, and plate process).....	13	1108	—	0.3	2.4	-3.9	—	—
Flat glass (float, sheet, and plate process).....	13	110811	—	0.3	2.4	-3.9	—	—
Other finished glassware.....	13	13	4.4	0.3	-0.1	-0.1	-0.1	0.3
Pressed and blown glassware.....	13	1301	4.4	0.3	-0.1	-0.1	-0.1	0.3
Machine-made pressed & blown table, kitchen, art, & novelty glassware.....	13	130116	4.0	0.0	0.0	0.0	0.0	0.0
All other machine-made pressed and blown glassware.....	13	130117	4.9	0.1	-0.1	-0.2	-0.2	0.7
Handmade pressed and blown glassware.....	13	130118	7.9	6.7	0.0	0.0	0.0	0.0
Concrete ingredients and related products.....	13	2	9.1	0.6	0.4	0.3	0.5	0.3
Construction sand, gravel, and crushed stone.....	13	21	8.5	0.6	0.5	0.1	0.6	0.2
Construction sand, gravel and crushed stone.....	13	2101	8.5	0.6	0.5	0.1	0.6	0.2
Construction sand and gravel (run of pit/bank, washed, screened, etc.)..	13	210120	6.2	0.8	-0.3	0.1	0.7	0.1
Construction sand and gravel, Northeast.....	13	2101201	5.9	-0.7	0.0	0.0	0.0	0.0
Construction sand and gravel, Midwest.....	13	2101202	8.4	1.6	-1.2	-0.3	0.9	0.0
Construction sand and gravel, West.....	13	2101204	8.1	1.2	0.1	0.5	1.3	0.3
Crushed and broken stone.....	13	210121	9.6	0.5	0.9	0.1	0.6	0.2
Crushed and broken limestone.....	13	2101212	9.3	0.0	0.7	0.2	0.9	0.3
Crushed and broken granite.....	13	2101213	13.4	-0.9	1.5	0.2	0.1	0.0
Bituminous limestone, sandstone, & other crushed & broken stone. ..	13	2101219	6.4	3.9	1.2	-0.5	0.0	0.0
Cement, hydraulic.....	13	22	10.8	0.6	-0.1	0.8	0.3	0.7
Cement, hydraulic.....	13	2201	10.8	0.6	-0.1	0.8	0.3	0.7
Cement, hydraulic.....	13	220161	10.8	0.6	-0.1	0.8	0.3	0.7
Concrete products.....	13	3	9.1	0.9	-0.1	0.4	1.1	0.5
Concrete block and brick.....	13	31	8.2	0.0	0.1	0.1	0.5	0.0
Structural concrete block.....	13	3111	10.1	0.1	0.2	0.3	0.7	0.1
Structural concrete block.....	13	311135	10.1	0.1	0.2	0.3	0.7	0.1
Structural concrete block, lightweight units (weighing less than 105 lb/cubic ft.) (dry weight).....	13	3111351	9.4	0.0	0.0	0.0	0.5	0.0
Structural concrete block, mediumweight units (weighing 105 - 124 lb/cubic ft.) (dry weight).....	13	3111352	11.5	0.5	0.2	0.0	0.0	0.3
Structural concrete block, normalweight units (weighing 125 lb or more/cubic ft.) (dry weight).....	13	3111353	10.1	0.0	0.4	0.8	1.1	0.0
Decorative concrete block.....	13	3121	8.7	0.0	0.0	0.0	1.4	0.0
Decorative concrete block (including screen, split, slump, shadowal block, etc.).....	13	312101	8.7	0.0	0.0	0.0	1.4	0.0
Concrete brick.....	13	3131	7.8	0.0	0.0	0.0	0.0	0.0
Concrete brick.....	13	313101	7.8	0.0	0.0	0.0	0.0	0.0
Concrete pavers.....	13	3141	6.1	0.0	0.0	0.0	0.0	0.0
Concrete pavers (including grid, interlocking, etc.).....	13	314101	6.1	0.0	0.0	0.0	0.0	0.0
Concrete pipe.....	13	32	16.0	0.4	1.7	-1.0	-1.9	9.4
Concrete pipe.....	13	3201	16.0	0.4	1.7	-1.0	-1.9	9.4
Concrete pipe.....	13	320108	16.0	0.4	1.7	-1.0	-1.9	9.4
Concrete storm sewer pipe.....	13	3201082	17.8	0.4	-0.1	0.0	-0.6	11.4
Concrete pipe, except concrete culvert and storm sewer pipe.....	13	3201083	5.8	0.2	2.6	0.0	0.0	0.0
Ready-mix concrete.....	13	33	9.8	1.2	-0.4	0.5	1.7	0.1
Ready-mix concrete.....	13	3301	9.8	1.2	-0.4	0.5	1.7	0.1
Ready-mix concrete.....	13	330101	9.8	1.2	-0.4	0.5	1.7	0.1
Northeast region ready-mix concrete.....	13	330101A	14.6	4.1	-0.5	0.0	2.6	0.0
Midwest region ready-mix concrete.....	13	330101B	17.5	1.3	-1.6	1.4	3.4	0.0
South region ready-mix concrete.....	13	330101C	7.0	0.9	0.1	0.6	1.1	0.2

See footnotes at end of table.

Table 7. Producer price index percentage changes for commodity and service groupings and individual items, not seasonally adjusted — Continued
 [September 2023]

Title	Commodity code		Unadjusted 12-month percent change ¹	Unadjusted 1-month percent change ¹				
	Group code	Item code		Sept. 2022 to Sept. 2023 ^P	Apr. to May	May to June ^P	June to July ^P	July to Aug. ^P
West region ready-mix concrete.....	13	330101D	6.4	0.6	-0.2	-0.1	0.9	-0.1
Precast concrete products.....	13	34	7.4	0.4	0.6	0.3	0.3	0.8
Precast concrete products.....	13	3401	7.4	0.4	0.6	0.3	0.3	0.8
Precast concrete products.....	13	340106	7.4	0.4	0.6	0.3	0.3	0.8
Precast concrete slabs and tile, roof and floor units.....	13	3401061	3.7	0.0	0.0	0.0	0.0	0.0
Precast concrete architectural wall panels.....	13	3401062	5.5	0.6	0.0	0.0	0.2	2.3
Burial vaults and boxes, precast concrete.....	13	3401063	5.9	0.0	0.0	0.0	0.0	0.0
Precast concrete products (excl burial vaults and boxes, slabs and tile, and arch. wall panels).....	13	3401064	8.7	0.5	0.8	0.4	0.3	0.7
Prestressed concrete products.....	13	35	2.3	-0.2	-0.3	0.0	0.4	0.0
Prestressed concrete products.....	13	3501	2.3	-0.2	-0.3	0.0	0.4	0.0
Prestressed concrete products.....	13	350107	2.3	-0.2	-0.3	0.0	0.4	0.0
Prestressed concrete bridge beams and solid and hollow cored slabs and panels.....	13	3501071	0.8	-0.3	-0.6	0.0	-0.5	0.0
Prestressed concrete bridge beams.....	13	35010711	-0.4	0.1	-0.4	0.0	-0.4	0.0
Prestressed concrete solid and hollow cored slabs and panels.....	13	35010712	1.7	-1.5	-1.0	0.0	-0.7	0.0
Prestressed concrete products (excl bridge beams and solid and hollow cored slabs and panels).....	13	3501072	3.8	0.0	0.0	0.0	1.5	0.0
Clay construction products ex. refractories.....	13	4	6.1	1.2	0.4	0.0	-0.1	0.5
Brick and structural clay tile.....	13	42	6.4	0.2	0.0	0.0	-0.1	0.0
Building or common brick.....	13	4201	6.3	0.2	0.0	0.0	-0.1	0.0
Building or common brick.....	13	420101	6.3	0.2	0.0	0.0	-0.1	0.0
Glazed brick and other brick (paving, floor, and sewer).....	13	4202	9.1	0.0	0.0	0.0	0.0	0.6
Glazed brick and other brick (paving, floor, and sewer).....	13	420201	9.1	0.0	0.0	0.0	0.0	0.6
Clay floor and wall tile, glazed and unglazed.....	13	44	5.5	2.4	0.9	0.0	0.0	1.0
Clay floor and wall tile, glazed and unglazed (including quarry tile and ceramic mosaic tile).....	13	4401	5.5	2.4	0.9	0.0	0.0	1.0
Clay floor and wall tile, glazed and unglazed (including quarry tile and ceramic mosaic tile).....	13	440131	5.5	2.4	0.9	0.0	0.0	1.0
Structural clay products, n.e.c.....	13	45	8.9	0.0	0.0	0.0	0.0	0.0
Structural clay products, n.e.c.....	13	4501	8.9	0.0	0.0	0.0	0.0	0.0
All other structural clay products, excluding clay refractories.....	13	450199	7.8	0.0	0.0	0.0	0.0	0.0
Refractories.....	13	5	3.7	0.2	0.1	-0.1	-0.1	0.4
Clay refractories.....	13	52	4.5	0.0	0.0	0.0	0.0	0.0
Clay refractories.....	13	5201	4.5	0.0	0.0	0.0	0.0	0.0
Clay refractories.....	13	520181	4.5	0.0	0.0	0.0	0.0	0.0
Nonclay refractories.....	13	53	4.5	0.9	0.3	-0.5	-0.2	1.4
Nonclay refractories (excluding dead-burned magnesia).....	13	5301	4.5	0.9	0.3	-0.5	-0.2	1.4
Nonclay refractories (excluding dead-burned magnesia).....	13	530112	4.5	0.9	0.3	-0.5	-0.2	1.4
Asphalt felts and coatings.....	13	6	3.0	0.5	1.6	0.9	-1.0	0.6
Prepared asphalt and tar roofing and siding products.....	13	61	3.2	0.5	1.9	1.1	-1.2	0.7
Prepared asphalt and tar roofing and siding products.....	13	6101	3.2	0.5	1.9	1.1	-1.2	0.7
Prepared asphalt and tar roofing and siding products.....	13	610131	3.2	0.5	1.9	1.1	-1.2	0.7
Asphalt smooth-surfaced roll roofing and cap sheets, organic and fiberglass base.....	13	6101311	14.4	-5.9	7.8	1.7	0.2	-2.6
Asphalt mineral-surfaced roll roofing and cap sheets, organic and fiberglass base.....	13	6101312	4.1	3.1	0.0	-0.3	-0.2	0.0
Other prepared asphalt and tar products for roofing and siding.....	13	6101317	2.7	0.4	0.4	0.4	0.1	0.3
Roofing asphalts, pitches, coatings, and cement.....	13	62	1.7	0.4	0.3	0.0	0.0	-0.2
Roofing asphalts, pitches, coatings, and cement.....	13	6201	1.7	0.4	0.3	0.0	0.0	-0.2
Roofing asphalts, pitches, coatings, and cement.....	13	620121	1.7	0.4	0.3	0.0	0.0	-0.2
Gypsum products.....	13	7	-1.7	-0.9	-0.2	-0.2	-0.3	-0.6
Gypsum products.....	13	71	-1.7	-0.9	-0.2	-0.2	-0.3	-0.6
Gypsum products.....	13	7101	-1.7	-0.9	-0.2	-0.2	-0.3	-0.6
Gypsum building materials.....	13	710102	-2.0	-1.1	-0.2	-0.3	-0.4	-0.7
Other gypsum products.....	13	710116	0.0	0.0	0.0	0.0	0.0	0.0
Glass containers.....	13	8	9.6	0.6	0.0	-0.2	0.4	-2.1
Glass containers.....	13	81	9.6	0.6	0.0	-0.2	0.4	-2.1
Glass containers (including value of packaging).....	13	8101	9.6	0.6	0.0	-0.2	0.4	-2.1
Glass containers (including value of packaging).....	13	810104	9.6	0.6	0.0	-0.2	0.4	-2.1
Other nonmetallic minerals.....	13	9	2.4	-0.4	0.0	0.0	0.3	0.1

See footnotes at end of table.

Table 7. Producer price index percentage changes for commodity and service groupings and individual items, not seasonally adjusted — Continued
[September 2023]

Title	Commodity code		Unadjusted 12-month percent change ¹	Unadjusted 1-month percent change ¹				
	Group code	Item code		Sept. 2022 to Sept. 2023 ^P	Apr. to May	May to June ^P	June to July ^P	July to Aug. ^P
Insulation materials.....	13	92	1.6	0.9	-0.7	0.2	-0.7	-0.2
Mineral wool for thermal and acoustical envelope insulation.....	13	9201	-0.9	-0.2	-0.6	0.3	-1.3	-0.5
Mineral wool for thermal and acoustical envelope insulation.....	13	920105	-0.9	-0.2	-0.6	0.3	-1.3	-0.5
Mineral wool for industrial, equipment, and appliance insulation.....	13	9202	5.5	2.6	-0.8	0.1	0.1	0.3
Mineral wool for industrial, equipment, and appliance insulation.....	13	920201	5.5	2.6	-0.8	0.1	0.1	0.3
Paving mixtures and blocks.....	13	94	-1.0	-1.5	-0.2	0.0	0.7	0.3
Paving mixtures and blocks.....	13	9401	-1.0	-1.5	-0.2	0.0	0.7	0.3
Paving mixtures and blocks.....	13	940113	-1.0	-1.5	-0.2	0.0	0.7	0.3
Emulsified asphalt, including liquid additives.....	13	940113A	0.9	1.3	0.0	0.4	0.8	0.6
Other liquid asphalt and tar paving materials, including cut-backs.	13	940113B	-9.4	-3.9	-1.0	0.7	0.4	0.3
Asphalt and tar paving mixtures (excluding liquid).....	13	940113C	-2.8	-4.7	-0.4	-0.7	0.2	-0.1
Cut stone and stone products.....	13	95	2.3	0.5	0.0	0.0	0.0	0.0
Cut stone and stone products.....	13	9501	2.3	0.5	0.0	0.0	0.0	0.0
Dressed dimension granite (including gneiss, syenite, diorite, and cut granite).....	13	950111	2.1	-0.9	0.0	0.0	0.0	0.0
Dressed dimension limestone (including dolomite, travertine, calcareous, tufa, & cut limestone).....	13	950121	0.0	0.0	0.0	0.0	0.0	0.0
Dressed dimension marble and other stone.....	13	950151	3.2	2.7	0.0	0.0	0.0	0.0
Gaskets, packing, and sealing devices.....	13	98	4.9	0.5	1.3	-1.4	0.0	0.1
Gaskets and gasketing material.....	13	9801	4.5	0.7	1.5	-2.1	0.1	0.0
Nonmetallic gaskets and gasketing.....	13	980111	4.4	0.0	2.6	-3.7	0.1	0.1
Metallic gaskets and machined seals.....	13	980112	4.6	1.7	0.0	0.0	0.0	0.0
Packing and sealing.....	13	9802	5.7	0.2	0.9	-0.3	0.0	0.1
Compression packing.....	13	980211	-	0.0	0.0	0.0	0.0	-
Molded packing and sealing devices.....	13	980212	4.0	0.3	2.0	-0.6	0.0	0.0
Rotary oil seals.....	13	980214	11.8	0.0	0.0	0.0	0.0	0.6
Nonmetallic minerals and products, n.e.c.....	13	99	5.8	-0.4	0.1	0.5	0.6	0.0
Clay and stone mining and quarrying.....	13	9902	6.7	-0.6	0.2	0.6	1.0	0.0
Ground or treated minerals and earths.....	13	990209	5.2	0.6	-0.1	0.2	1.2	0.0
Treated lightweight aggregate and crushed slag, minerals and earths.....	13	9902094	5.1	0.0	0.0	0.1	0.0	0.0
Other minerals and earths, treated.....	13	9902096	7.6	1.3	-0.1	0.0	2.9	0.0
Dimension stone mining and quarrying.....	13	990211	23.7	5.1	0.0	6.4	0.0	0.0
Clay, excluding kaolin and ball clay.....	13	990214	4.9	0.2	-0.2	0.1	-0.1	0.1
Bentonite.....	13	990214C	4.3	0.0	0.0	0.0	0.0	0.0
All other nonmetallic minerals, including talc and gypsum.....	13	990299	5.6	-9.8	1.9	-1.3	1.6	0.0
All other nonmetallic mineral products.....	13	9903	4.6	0.0	0.0	0.5	0.0	0.0
Other nonmetallic mineral products.....	13	990319	5.9	0.0	0.0	0.2	0.0	0.0
Transportation equipment.....	14	-	2.1	0.2	0.0	0.2	0.0	0.1
Motor vehicles and equipment.....	14	1	1.5	0.1	-0.1	0.2	0.0	0.0
Motor vehicles.....	14	11	1.6	0.0	-0.2	0.2	-0.1	0.0
Passenger cars and chassis.....	14	1101	-1.7	-0.1	-1.0	0.1	0.1	0.0
Passenger cars and chassis.....	14	110131	-1.7	-0.1	-1.0	0.1	0.1	0.0
Motorcycles, including three-wheel motorbikes, motorscooters, mopeds, and parts.....	14	1104	3.3	0.0	0.4	0.0	0.0	0.0
Motorcycles, including three-wheel motorbikes, motorscooters, mopeds, and parts.....	14	110401	3.3	0.0	0.4	0.0	0.0	0.0
Trucks, truck tractors, & bus chassis 14,000 lb or less, incl. minivans & suvs.....	14	1105	3.1	-0.1	0.0	0.2	-0.1	0.0
Trucks, truck tractors, & bus chassis 14,000 lb or less, incl. minivans & suvs.....	14	110571	3.1	-0.1	0.0	0.2	-0.1	0.0
Trucks, over 14,000 lbs GVW.....	14	1106	1.9	0.1	0.3	0.4	0.0	0.0
Trucks, over 14,000 lbs GVW.....	14	110684	1.9	0.1	0.3	0.4	0.0	0.0
Truck, truck tractors, and bus chassis (chassis of own manufacture) 14,001 to 33,000 lbs.....	14	1106841	-	0.6	1.5	0.0	0.0	0.0
Buses, including military and firefighting vehicles (chassis of own manufacture).....	14	1106843	3.9	0.0	0.0	1.0	0.0	0.0
Motor vehicles parts.....	14	12	1.2	0.2	-0.1	0.2	0.0	0.1
Motor vehicles parts.....	14	1205	1.2	0.2	-0.1	0.2	0.0	0.1
Gasoline engines and engine parts, excl. carburetors, pistons, and valves.....	14	120501	1.1	0.1	-0.3	0.1	0.4	0.2
Motor vehicle steering and suspension parts.....	14	120502	1.6	-0.4	0.2	0.6	0.0	0.0
Motor vehicle transmission and power train.....	14	120503	1.2	0.1	0.0	0.6	0.0	0.0
Motor vehicle drive train components, except wheels and brakes, new.....	14	1205031	1.1	0.1	0.0	0.6	0.0	0.0
Motor vehicle transmissions except auxiliary and parts, new.....	14	12050310	4.7	0.0	0.0	-0.4	0.2	0.0

See footnotes at end of table.

Table 7. Producer price index percentage changes for commodity and service groupings and individual items, not seasonally adjusted — Continued
 [September 2023]

Title	Commodity code		Unadjusted 12-month percent change ¹	Unadjusted 1-month percent change ¹				
	Group code	Item code	Sept. 2022 to Sept. 2023 ^P	Apr. to May	May to June ^P	June to July ^P	July to Aug. ^P	Aug. to Sept. ^P
Parts for manual and automatic transmissions, new.....	14	12050313	0.7	0.3	0.0	1.3	0.0	-0.1
Other motor vehicle drive train components, except wheels and brakes, new.....	14	12050315	0.3	0.0	0.1	0.4	-0.2	0.0
Motor vehicle drive train components, rebuilt.....	14	1205033	3.4	0.0	0.0	0.0	0.0	0.0
Motor vehicle brake systems.....	14	120504	2.0	0.2	-0.2	-0.5	0.2	0.0
Motor vehicle brake parts and assemblies, new.....	14	1205041	1.1	0.2	-0.2	-0.6	0.2	0.0
Motor vehicle drum brake assemblies and parts, new.....	14	1205041A	5.0	0.6	-0.7	1.0	-0.1	0.0
Other motor vehicle brake parts and assemblies, new.....	14	1205041B	3.1	0.0	0.0	0.4	0.5	0.1
Motor vehicle disc brake assemblies and parts, new.....	14	1205041C	-1.5	0.0	0.0	-3.6	0.0	0.0
Filters for internal combustion engines and motor vehicles.....	14	120505	2.5	0.5	0.0	0.0	0.0	0.0
Other motor vehicle parts.....	14	120508	4.8	0.1	0.5	0.3	0.0	0.0
Vehicle seating and interior trim.....	14	120511	0.2	0.1	-0.7	0.0	0.0	0.3
Automobile trimmings.....	14	1205111	2.2	-0.2	-0.3	0.0	-0.1	0.0
Seats for public conveyance and aircraft.....	14	1205113	0.0	0.5	-1.1	0.0	0.1	0.0
Motor vehicle air conditioning systems and compressors.....	14	120512	-	0.3	0.0	-0.2	-	-
Carburetors, pistons, piston rings, and valves.....	14	120513	4.0	0.0	0.0	0.3	0.7	0.0
Motor vehicle electrical and electronic equipment.....	14	120514	2.0	0.2	-0.1	0.3	0.0	0.0
Vehicular lighting equipment.....	14	1205141	3.6	0.1	-0.1	0.0	0.0	0.0
Other motor vehicle electrical and electronic equipment.....	14	1205142	1.7	0.2	0.0	0.4	0.0	0.0
Battery charging alternators, generators, and regulators.....	14	12051422	0.8	0.3	0.0	-0.1	0.0	0.0
Parts for electrical and electronic engine equipment.....	14	12051424	-2.0	0.0	0.0	0.5	0.0	0.0
All other miscellaneous non-engine electrical and electronic equipment.....	14	12051425	1.5	0.0	-0.1	0.0	0.0	0.0
All other miscellaneous complete engine electrical equipment, including spark plugs.....	14	12051426	2.9	0.5	-0.1	0.0	0.0	0.0
Truck and bus bodies.....	14	13	4.5	0.0	-0.2	0.5	0.1	0.1
Truck and bus bodies sold separately.....	14	1301	4.6	-0.1	-0.4	0.6	0.1	0.0
Other truck and vehicle bodies, sold separately.....	14	13015	4.2	0.0	-0.5	0.0	0.0	0.0
Dump truck bodies, sold separately.....	14	130151	-8.5	0.0	-3.5	0.0	0.0	0.0
All other truck and vehicle bodies, sold separately.....	14	130152	7.8	0.0	0.0	0.0	0.0	0.0
Service truck bodies, sold separately.....	14	130153	8.1	0.0	3.2	0.0	0.0	0.0
Complete vehicles on purchased chassis.....	14	1302	3.5	0.3	0.3	0.0	0.1	0.2
Buses and firefighting vehicles, complete, produced on purchased chassis.....	14	13027	1.5	0.1	0.1	0.0	0.1	0.1
Buses and firefighting vehicles, complete, produced on purchased chassis.....	14	130275	1.5	0.1	0.1	0.0	0.1	0.1
Other trucks and vehicles, complete, produced on purchased chassis, except upfitting trucks.....	14	130294	6.5	1.1	0.8	0.1	0.1	0.7
Truck trailers.....	14	14	-2.4	-0.2	0.0	-0.8	0.0	-0.2
Truck trailers.....	14	1406	-2.4	-0.2	0.0	-0.8	0.0	-0.2
Truck trailers and chassis, axle rating 10,000 lb or more.....	14	140602	-2.6	-0.2	0.0	-0.9	0.0	-0.2
Truck trailers and chassis, axle rating less than 10,000 lb.....	14	140603	0.4	-0.2	0.0	0.0	0.0	0.0
Motor homes, built on purchased chassis.....	14	15	1.8	0.0	0.0	0.6	0.0	0.0
Motor homes, built on purchased chassis.....	14	1501	1.8	0.0	0.0	0.6	0.0	0.0
Motor homes, built on purchased chassis.....	14	150101	1.8	0.0	0.0	0.6	0.0	0.0
Travel trailers and campers.....	14	16	1.5	0.0	0.0	0.5	0.2	0.1
Travel trailers.....	14	1601	1.4	0.0	0.0	0.6	0.2	-0.3
Travel trailers.....	14	160101	1.4	0.0	0.0	0.6	0.2	-0.3
Conventional travel trailers.....	14	1601016	2.3	0.0	0.0	0.9	0.3	-0.4
Fifth wheel travel trailers.....	14	1601017	-	-	-	0.0	0.0	-
Camping trailers, campers, pick-up covers, and parts.....	14	1602	1.9	0.0	0.0	0.0	0.0	1.8
Camping trailers, campers, pick-up covers, and parts.....	14	160201	1.9	0.0	0.0	0.0	0.0	1.8
Other parts and components, excluding appliances and furnishings.....	14	1602013	2.2	0.0	0.0	0.0	-	-
Truck campers, caps, box covers, and fold-down camping trailers.....	14	1602014	-	0.0	0.0	0.0	0.0	0.9
Aircraft and aircraft equipment.....	14	2	3.7	0.4	0.2	0.1	0.0	0.0
Aircraft.....	14	21	4.1	0.6	0.3	0.1	0.0	0.1
Civilian aircraft.....	14	2102	5.8	0.8	0.5	0.2	0.0	0.1
Civilian aircraft.....	14	210206	5.8	0.8	0.5	0.2	0.0	0.1
Military aircraft.....	14	2104	0.0	0.0	0.0	0.0	0.0	0.0
Military aircraft.....	14	210401	0.0	0.0	0.0	0.0	0.0	0.0
Aircraft engine and engine parts.....	14	23	2.5	0.1	0.0	0.3	0.1	0.0
Aircraft engine and engine parts.....	14	2301	2.5	0.1	0.0	0.3	0.1	0.0
Aircraft engine and engine parts.....	14	230101	2.5	0.1	0.0	0.3	0.1	0.0
Aeronautical services on aircraft engines.....	14	2301015	3.7	0.0	0.0	0.0	0.0	0.0
Aircraft engine parts and accessories.....	14	2301017	3.5	0.1	0.1	0.5	0.2	0.0

See footnotes at end of table.

Table 7. Producer price index percentage changes for commodity and service groupings and individual items, not seasonally adjusted — Continued
[September 2023]

Title	Commodity code		Unadjusted 12-month percent change ¹	Unadjusted 1-month percent change ¹				
	Group code	Item code		Sept. 2022 to Sept. 2023 ^P	Apr. to May	May to June ^P	June to July ^P	July to Aug. ^P
Parts and accessories for military aircraft engines.....	14	23010175	1.8	0.3	0.3	0.2	0.0	0.0
Parts and accessories for civilian aircraft engines.....	14	23010177	4.2	0.1	0.0	0.7	0.3	0.0
Other aircraft parts and equipment.....	14	25	4.0	0.0	0.0	0.0	0.0	0.0
Other aircraft parts and equipment.....	14	2501	4.0	0.0	0.0	0.0	0.0	0.0
Aircraft propellers and helicopter rotors.....	14	250102	0.5	0.0	0.0	0.1	0.0	0.0
Aircraft parts and auxiliary equipment.....	14	250103	4.3	0.0	0.0	0.0	0.0	0.0
Aircraft landing gear for civilian and military aircraft.....	14	2501032	10.9	0.0	0.0	0.0	0.0	0.0
Other aircraft subassemblies and parts for military aircraft.....	14	2501033	1.4	0.4	-0.1	0.1	0.0	0.0
Other aircraft subassemblies and parts for civilian aircraft.....	14	2501034	4.7	0.0	0.0	0.0	0.0	0.0
Ships and boats.....	14	3	3.0	0.5	0.3	0.6	-0.1	0.4
Ships.....	14	31	2.4	0.8	0.0	0.7	0.0	0.1
Military self-propelled ships, new construction.....	14	3102	0.7	0.0	0.0	0.8	0.0	0.0
Military self-propelled ships, new construction.....	14	310201	0.7	0.0	0.0	0.8	0.0	0.0
Nonmilitary self-propelled ships, new construction.....	14	3103	1.8	0.0	0.0	0.8	0.0	0.4
Nonmilitary self-propelled ships, new construction.....	14	310301	1.8	0.0	0.0	0.8	0.0	0.4
Boats.....	14	32	3.9	0.1	0.7	0.6	-0.2	0.9
Outboard motorboats, including commercial and military (except sailboats and lifeboats).....	14	3201	3.4	0.0	0.5	0.7	-0.3	1.1
Outboard motorboats, wood or metal, incl. comm. and military (exc. sailboats and lifeboats).....	14	320107	1.8	0.1	0.4	0.8	-1.3	0.3
Outboard motorboats, plastics/fiberglass, incl. comm. and mil. (exc. sailboats and lifeboats).....	14	320108	4.4	0.0	0.6	0.6	0.2	1.5
Inboard motorboats, including commercial and military (except sailboats and lifeboats).....	14	3202	6.7	0.0	0.8	1.1	0.3	1.1
Inboard cabin cruisers, including commercial and military (except sailboats and lifeboats).....	14	320206	7.8	0.0	0.9	0.6	0.0	1.5
Other inboard motorboats, including commercial and military (except sailboats and lifeboats).....	14	320207	4.5	0.0	0.4	2.1	0.9	0.0
Inboard-outdrive boats, including commercial and military (except sailboats and lifeboats).....	14	3203	3.3	0.0	3.0	0.0	0.0	0.0
All other inboard-outdrive boats, incl. comm. and military (except sailboats and lifeboats).....	14	320310	3.1	0.0	2.9	0.0	0.0	0.0
All other boats (excluding military and commercial).....	14	3204	7.5	0.5	0.2	0.0	0.0	0.0
All other boats (excluding military and commercial).....	14	320406	7.5	0.5	0.2	0.0	0.0	0.0
Railroad equipment.....	14	4	1.4	0.0	0.0	0.3	0.0	0.0
Railroad cars and locomotives.....	14	44	-	0.0	0.0	0.0	0.0	-
Railroad cars and locomotives.....	14	4401	-	0.0	0.0	0.0	0.0	-
Railroad cars.....	14	440102	-	0.0	0.0	-0.1	-	-
Railway maintenance of way equipment and parts.....	14	45	3.4	0.0	0.0	1.2	0.0	0.0
Railway maintenance of way equipment and parts.....	14	4501	3.4	0.0	0.0	1.2	0.0	0.0
Air brake and other brake equipment.....	14	450101	-	0.0	0.0	0.0	0.0	-
Railway maintenance of way & all other railroad and streetcar equipment, parts and accessories.....	14	450102	4.2	0.0	0.0	1.7	0.0	0.0
Transportation equipment, n.e.c.....	14	9	1.9	0.0	0.0	-0.4	0.1	0.7
Transportation equipment, n.e.c.....	14	91	1.9	0.0	0.0	-0.4	0.1	0.7
Other transportation equipment, incl. golf carts, vehicle trailers, and all-terrain vehicles.....	14	9111	1.9	0.0	0.0	-0.4	0.1	0.7
Automobile and light truck trailers.....	14	911104	0.0	0.0	0.1	-0.2	0.3	2.2
All other miscellaneous transportation equipment, including all-terrain vehicles.....	14	911105	3.6	0.0	-0.1	-0.5	0.0	0.0
All-terrain vehicles and parts.....	14	9111051	6.3	-0.1	-0.3	-0.1	0.0	0.0
All other miscellaneous transportation equipment and parts.....	14	9111052	2.7	0.0	0.0	-0.8	0.0	0.0
Miscellaneous products.....	15	-	5.3	1.0	0.0	0.3	0.5	0.2
Toys, sporting goods, small arms, etc.....	15	1	6.4	0.3	0.0	0.0	1.2	0.8
Toys, games, and children's vehicles.....	15	11	2.3	0.0	0.0	0.0	0.0	0.0
Toys, games, and children's vehicles.....	15	1101	2.3	0.0	0.0	0.0	0.0	0.0
Nonelectronic games and puzzles (excl. toys), and electronic toys (incl. parts).....	15	110152	-	0.0	0.0	0.0	-	-
Nonelectronic games and puzzles, including parts.....	15	1101521	-	0.0	0.0	0.0	-	-
Other nonelectronic toys, including parts.....	15	110154	6.4	0.0	0.0	0.0	0.0	0.0
Models, science & craft kits/supply, & collectors' miniatures.....	15	110155	1.9	0.0	0.0	0.0	0.0	0.0
Sporting and athletic goods.....	15	12	10.5	0.4	0.0	0.0	2.2	1.4
Sporting and athletic goods.....	15	1201	10.5	0.4	0.0	0.0	2.2	1.4
Golf equipment, excluding apparel and shoes.....	15	120127	-	0.0	0.0	0.0	8.2	-

See footnotes at end of table.

Table 7. Producer price index percentage changes for commodity and service groupings and individual items, not seasonally adjusted — Continued
[September 2023]

Title	Commodity code		Unadjusted 12-month percent change ¹	Unadjusted 1-month percent change ¹				
	Group code	Item code		Sept. 2022 to Sept. 2023 ^P	Apr. to May	May to June ^P	June to July ^P	July to Aug. ^P
Bicycles, adult tricycles, unicycles and parts.....	15	120182	-5.7	0.8	0.0	0.0	0.0	0.0
Playground equipment.....	15	120185	12.1	3.6	0.0	0.0	0.0	1.5
Gymnasium and exercise equipment.....	15	120192	0.0	0.0	0.0	0.0	0.0	0.0
Other sporting and athletic goods.....	15	120193	2.4	0.0	0.0	0.0	0.0	0.0
Small arms and ammunition.....	15	13	0.3	0.1	0.0	0.0	-0.3	0.0
Small arms.....	15	1301	0.3	0.0	0.0	0.0	0.0	0.0
Single barrel shotguns, other small firearms n.e.c., and parts & attachments for small arms.....	15	130128	0.5	0.0	0.0	0.0	0.0	0.0
Small arms ammunition.....	15	1302	0.2	0.2	0.1	0.0	-0.9	0.0
Small arms cartridges and shells.....	15	130281	-0.1	0.2	0.2	0.0	-1.1	0.0
Other ammunition products.....	15	130282	-	0.0	0.0	0.0	0.0	-
Tobacco products, incl. stemmed & redried.....	15	2	10.2	1.9	0.0	1.0	1.2	0.3
Cigarettes, excluding electronic.....	15	21	11.2	1.9	0.0	1.1	1.4	0.4
Cigarettes, excluding electronic.....	15	2101	11.2	1.9	0.0	1.1	1.4	0.4
Cigarettes, excluding electronic.....	15	210105	11.2	1.9	0.0	1.1	1.4	0.4
Stemmed and redried tobacco.....	15	24	2.8	0.0	0.0	0.0	0.0	0.0
Stemmed and redried tobacco.....	15	2402	2.8	0.0	0.0	0.0	0.0	0.0
Stemmed and redried tobacco.....	15	240208	2.8	0.0	0.0	0.0	0.0	0.0
Tobacco, unstemmed leaf, redried before packing.....	15	2402081	3.5	0.0	-0.1	0.0	0.1	0.0
Tobacco, stemmed.....	15	2402084	2.0	0.0	0.0	0.0	-0.2	0.0
Other tobacco products.....	15	25	5.7	2.3	0.2	0.2	0.0	-0.5
Other tobacco products.....	15	2501	5.7	2.3	0.2	0.2	0.0	-0.5
Other tobacco products.....	15	250101	5.7	2.3	0.2	0.2	0.0	-0.5
Cigars.....	15	2501011	7.3	0.2	1.3	1.0	0.0	0.0
Chewing and smoking tobacco.....	15	2501014	5.5	2.9	0.0	0.0	0.0	-0.6
Notions.....	15	3	3.5	0.0	0.0	0.0	0.0	2.0
Fasteners, zippers, buttons, needles, pins, and buckles.....	15	32	3.5	0.0	0.0	0.0	0.0	2.0
Fasteners, zippers, buttons, needles, pins, and buckles.....	15	3201	3.5	0.0	0.0	0.0	0.0	2.0
Fasteners, zippers, buttons, needles, pins, and buckles (except precious metal).....	15	320100	3.5	0.0	0.0	0.0	0.0	2.0
Photographic equipment and supplies.....	15	4	4.4	3.1	-3.5	0.4	0.9	2.6
Photographic and photocopying equipment.....	15	41	-	-	1.6	-	-	-
Photographic and photocopying equipment.....	15	4107	-	-	-	-	-	-
Photographic and photocopying equipment.....	15	410701	-	-	-	-	-	-
Photographic supplies.....	15	42	5.1	3.9	-5.0	0.6	1.1	3.3
Photographic supplies.....	15	4206	5.1	3.9	-5.0	0.6	1.1	3.3
Photographic supplies.....	15	420601	5.1	3.9	-5.0	0.6	1.1	3.3
Prepared photographic chemicals.....	15	4206011	2.0	0.0	0.4	0.0	-0.1	-0.5
Photographic sensitized film, plates, paper, & cloth.....	15	4206012	6.8	5.5	-7.0	0.8	1.6	4.9
Photographic sensitized film, plates, paper, & cloth, silver-halide-type (excl X-ray).....	15	42060121	4.5	6.6	-8.4	1.0	1.9	5.8
Photographic sensitized film, plates, paper & cloth, other than silver-halide-type (incl X-ray).....	15	42060122	1.8	0.0	0.6	0.0	0.0	0.0
Mobile homes.....	15	5	-2.6	0.4	0.2	0.0	0.0	0.1
Manufactured homes (mobile homes), all sizes (incl. multisection).....	15	53	-2.6	0.4	0.2	0.0	0.0	0.1
Manufactured mobile homes and nonresidential mobile buildings.....	15	5303	-2.6	0.4	0.2	0.0	0.0	0.1
Manufactured homes (mobile homes), all width sizes (incl. multisection).....	15	530301	-2.6	0.4	0.2	0.0	0.0	0.1
Medical, surgical & personal aid devices.....	15	6	2.4	0.1	0.5	-0.1	0.1	-0.1
Surgical and medical instruments.....	15	62	1.6	0.4	0.0	-0.1	0.0	-0.4
Surgical and medical instruments.....	15	6201	1.6	0.4	0.0	-0.1	0.0	-0.4
Surgical and medical instruments.....	15	620103	1.6	0.4	0.0	-0.1	0.0	-0.4
Surgical and medical catheters.....	15	6201031	-1.0	0.0	0.0	0.0	0.0	0.0
Orthopedic and surgical instruments.....	15	6201033	1.7	0.6	0.1	-0.5	0.1	0.1
Other surgical and medical apparatus and instruments, excluding parts.....	15	6201037	1.0	0.0	0.0	0.0	0.0	-1.2
Parts for surgical and medical apparatus and instruments.....	15	6201038	3.6	-0.3	0.1	0.0	0.1	0.0
Medical and surgical appliances and supplies.....	15	63	2.6	-0.4	0.6	-0.1	0.2	0.2
Medical and surgical appliances and supplies.....	15	6301	2.6	-0.4	0.6	-0.1	0.2	0.2
Medical and surgical appliances and supplies.....	15	630104	2.6	-0.4	0.6	-0.1	0.2	0.2
Artificial joints and limbs.....	15	6301041	-	1.3	-1.4	0.2	0.3	0.1
Other orthopedic and prosthetic appliances.....	15	6301042	0.5	-1.2	0.0	0.1	0.0	0.4

See footnotes at end of table.

Table 7. Producer price index percentage changes for commodity and service groupings and individual items, not seasonally adjusted — Continued
 [September 2023]

Title	Commodity code		Unadjusted 12-month percent change ¹	Unadjusted 1-month percent change ¹				
	Group code	Item code		Sept. 2022 to Sept. 2023 ^P	Apr. to May	May to June ^P	June to July ^P	July to Aug. ^P
All other surgical and medical items.....	15	6301044	3.4	-0.6	1.0	-0.2	0.2	0.2
Ophthalmic goods.....	15	64	6.4	0.0	4.4	0.0	0.0	0.0
Ophthalmic goods.....	15	6401	6.4	0.0	4.4	0.0	0.0	0.0
Dental equipment and supplies.....	15	65	2.8	1.2	0.0	0.0	0.1	0.0
Dental equipment and supplies.....	15	6501	2.8	1.2	0.0	0.0	0.1	0.0
Dental equipment and supplies.....	15	650107	2.8	1.2	0.0	0.0	0.1	0.0
Professional dental equipment and supplies.....	15	6501071	3.3	1.3	0.0	0.0	0.0	0.0
Professional dental equipment.....	15	65010713	4.8	0.6	0.0	0.0	0.0	0.0
Professional dental supplies.....	15	65010714	—	3.0	0.0	0.0	0.0	0.0
Other industrial safety equipment.....	15	7	6.9	0.0	0.3	0.3	0.8	0.4
Personal safety equipment and clothing.....	15	71	6.9	0.0	0.3	0.3	0.8	0.4
Personal safety equipment and clothing.....	15	7108	6.9	0.0	0.3	0.3	0.8	0.4
Personal safety equipment and clothing.....	15	710802	6.9	0.0	0.3	0.3	0.8	0.4
Other miscellaneous products.....	15	9	4.2	1.5	-0.1	0.3	-0.1	0.0
Burial caskets.....	15	91	8.4	0.0	0.0	0.0	0.0	-1.8
Burial caskets.....	15	9101	8.4	0.0	0.0	0.0	0.0	-1.8
Burial caskets.....	15	910109	8.4	0.0	0.0	0.0	0.0	-1.8
Metal burial caskets & coffins, completely lined & trimmed, adult sizes.....	15	9101091	9.1	0.0	0.0	0.0	0.0	-1.2
Musical instruments.....	15	93	3.3	0.8	0.0	0.6	0.0	0.0
Musical instruments.....	15	9301	3.3	0.8	0.0	0.6	0.0	0.0
Nonelectronic pianos, organs, and nonelectronic piano and organ parts, excluding benches.....	15	930113	—	2.4	0.0	0.2	0.0	—
Other musical instruments and parts.....	15	930117	3.4	0.5	0.0	0.6	0.0	0.0
Other nonelectronic musical instruments.....	15	9301172	3.2	2.5	0.0	0.4	0.0	0.0
Other musical instrument parts & accessories, sold separately, excl. benches & instrument cases.....	15	9301173	5.8	—	—	—	0.0	0.0
Jewelry and jewelry products.....	15	94	5.2	0.7	-1.1	-0.3	-0.5	0.3
Jewelry (gold and platinum) and silverware.....	15	9402	4.4	1.0	-1.7	-0.5	-0.9	0.6
Jewelry, gold and platinum.....	15	940222	4.4	1.0	-1.7	-0.5	-0.9	0.6
Costume jewelry and novelties.....	15	9404	7.1	0.9	0.0	0.0	0.0	0.0
Costume jewelry and novelties.....	15	940415	7.1	0.9	0.0	0.0	0.0	0.0
All other jewelry and personal goods (excluding costume).....	15	9407	3.6	0.3	-0.5	-0.3	0.0	0.0
All other jewelry and personal goods (excluding costume).....	15	940714	3.6	0.3	-0.5	-0.3	0.0	0.0
Jewelers' material and lapidary work.....	15	9408	7.7	-0.4	0.0	-0.1	-0.1	0.2
Pens, pencils, and marking devices.....	15	95	3.6	0.0	0.0	0.0	-0.1	-0.1
Pens, markers, mechanical pencils, and associated parts.....	15	9502	5.9	0.0	0.0	0.0	-0.5	0.0
Pens, markers, mechanical pencils, and associated parts.....	15	950210	5.9	0.0	0.0	0.0	-0.5	0.0
Lead pencils, art goods, office supplies and small office equipment, excluding paper.....	15	9503	2.8	0.0	0.0	0.0	0.0	0.0
Lead pencils, art goods, office supplies and small office equipment, excluding paper.....	15	950307	2.8	0.0	0.0	0.0	0.0	0.0
Marking devices.....	15	9504	2.4	0.0	0.1	0.0	0.0	-0.5
Marking devices.....	15	950406	2.4	0.0	0.1	0.0	0.0	-0.5
Brooms and brushes.....	15	97	2.8	0.0	-0.1	0.0	0.0	0.0
Brooms, brushes and mops.....	15	9705	2.8	0.0	-0.1	0.0	0.0	0.0
Brooms, mops, and dusters.....	15	970501	3.6	0.0	0.0	0.0	0.0	0.0
Brooms.....	15	9705011	4.4	0.0	0.0	0.0	0.0	0.0
Mops and dusters, including refills.....	15	9705012	2.9	0.0	0.0	0.0	0.0	0.0
Paint and varnish brushes and rollers.....	15	970502	3.2	0.0	0.0	0.0	0.0	0.0
Paint and varnish brushes.....	15	9705021	4.9	0.0	0.0	0.0	0.0	0.0
Paint holders, pads, roller frames, and rollers.....	15	9705022	1.8	0.0	0.0	0.0	0.0	0.0
Other brushes, excl. paint and varnish brushes.....	15	970503	2.4	0.1	-0.1	0.0	0.0	0.0
Personal brushes.....	15	9705031	—	0.0	-0.3	0.0	—	—
Brushes, other than personal.....	15	9705032	3.9	0.1	0.0	0.0	0.0	0.0
Miscellaneous products, n.e.c.....	15	9A	4.2	2.1	0.1	0.5	0.0	0.0
Candles.....	15	9A01	0.0	0.0	0.0	0.0	0.0	0.0
Candles.....	15	9A0101	0.0	0.0	0.0	0.0	0.0	0.0
Signs and advertising displays.....	15	9A04	5.1	3.5	0.0	0.2	0.0	0.0
Non-electric signs and displays.....	15	9A0402	5.6	2.9	0.0	0.4	0.0	0.0
All other miscellaneous fabricated products and recyclable materials.....	15	9A09	3.5	0.4	0.2	1.0	0.0	0.0
Other miscellaneous fabricated products.....	15	9A0901	2.1	0.2	0.2	0.1	0.0	0.0
Reproduction of audio and video media and software.....	15	9D	2.1	0.2	0.3	0.0	0.5	0.2

See footnotes at end of table.

Table 7. Producer price index percentage changes for commodity and service groupings and individual items, not seasonally adjusted — Continued
 [September 2023]

Title	Commodity code		Unadjusted 12-month percent change ¹	Unadjusted 1-month percent change ¹				
	Group code	Item code		Sept. 2022 to Sept. 2023 ^P	Apr. to May	May to June ^P	June to July ^P	July to Aug. ^P
Reproduction of audio and video media and software.	15	9D01	2.1	0.2	0.3	0.0	0.5	0.2
Services²								
Transportation services.	30	—	-3.6	-0.7	0.4	0.2	-0.6	-0.6
Transportation of freight and mail.	30	1	-4.2	-0.3	-0.6	0.3	0.3	0.2
Rail transportation of freight and mail.	30	11	-0.3	-0.9	-0.4	-0.1	0.4	0.6
Rail transportation of freight and mail.	30	1101	-0.3	-0.9	-0.4	-0.1	0.4	0.6
Rail transportation of freight and mail.	30	110101	-0.3	-0.9	-0.4	-0.1	0.4	0.6
Truck transportation of freight.	30	12	-10.4	-0.5	-0.7	-0.6	0.1	0.1
Local motor carrying.	30	1201	-9.6	-3.0	-0.5	0.6	0.4	-0.5
Local motor carrying.	30	120101	-9.6	-3.0	-0.5	0.6	0.4	-0.5
Long-distance motor carrying.	30	1202	-10.6	0.4	-0.8	-1.0	0.1	0.3
Long-distance motor carrying.	30	120201	-10.6	0.4	-0.8	-1.0	0.1	0.3
Water transportation of freight.	30	13	-2.1	5.6	-2.1	-1.7	1.7	0.6
Deep sea water transportation of freight.	30	1301	-14.2	8.3	-5.2	-4.2	1.7	0.1
Deep sea water transportation of freight.	30	130101	-14.2	8.3	-5.2	-4.2	1.7	0.1
Coastal and intercoastal water transportation of freight.	30	1302	5.5	-1.7	0.8	0.0	3.2	0.1
Coastal and intercoastal water transportation of freight.	30	130201	5.5	-1.7	0.8	0.0	3.2	0.1
Great Lakes-St Lawrence Seaway water transportation of freight.	30	1303	-3.0	-2.6	-0.6	-0.2	1.8	1.9
Great lakes-St Lawrence Seaway water transportation of freight.	30	130301	-3.0	-2.6	-0.6	-0.2	1.8	1.9
Inland waterways transportation of freight.	30	1304	16.5	11.8	-0.2	0.0	0.1	1.6
Inland waterways transportation of freight.	30	130401	16.5	11.8	-0.2	0.0	0.1	1.6
Air transportation of freight.	30	14	-8.0	-1.3	-1.5	1.2	0.7	-0.7
Air transportation of freight.	30	1401	-8.0	-1.3	-1.5	1.2	0.7	-0.7
Air transportation of freight, domestic.	30	140102	0.6	-0.5	-0.5	1.5	1.2	-1.0
Air transportation of freight, international.	30	140103	-15.7	-2.5	-3.4	0.7	-0.1	0.0
Courier, messenger, and U.S. postal services.	30	16	6.0	-0.3	-0.2	1.5	0.5	0.2
U.S. Postal Service.	30	1601	9.0	0.0	0.0	3.8	0.0	0.0
Mailing services (market dominant services).	30	160107	10.6	0.0	0.0	5.8	0.0	0.0
First class mail.	30	1601071	9.6	0.0	0.0	5.1	0.0	0.0
Periodicals mail.	30	1601072	12.0	0.0	0.0	8.1	0.0	0.0
Standard class mail.	30	1601073	12.2	0.0	0.0	6.6	0.0	0.0
Package services mail.	30	1601074	9.2	0.0	0.0	5.3	0.0	0.0
Special services and fees.	30	1601075	10.7	0.0	0.0	6.1	0.0	0.0
Shipping services (competitive services).	30	160108	6.2	0.0	0.0	-0.7	0.0	0.0
Courier and messenger services, except air.	30	1602	4.7	0.2	-0.2	0.1	0.4	0.2
Courier and messenger services, except air.	30	160201	4.7	0.2	-0.2	0.1	0.4	0.2
Air mail and package delivery services, excluding by USPS.	30	1603	3.0	-1.4	-0.7	0.5	1.5	0.7
Air mail and package delivery services, excluding by USPS.	30	160301	3.0	-1.4	-0.7	0.5	1.5	0.7
Pipeline transportation.	30	17	1.9	0.2	-1.2	3.8	0.1	-0.2
Pipeline transportation of petroleum products.	30	1701	8.2	0.0	0.1	9.2	0.2	0.1
Pipeline transportation of crude petroleum.	30	170101	5.3	0.0	0.0	8.1	0.4	0.0
Pipeline transportation of refined petroleum products.	30	170102	11.5	0.0	0.3	10.3	0.0	0.1
Pipeline transportation of natural gas.	30	1702	-2.5	0.4	-2.1	0.0	0.0	-0.3
Pipeline transportation of natural gas.	30	170201	-2.5	0.4	-2.1	0.0	0.0	-0.3
Transportation of passengers (partial).	30	2	-0.8	-2.5	4.7	-0.3	-4.1	-4.1
Rail transportation of passengers.	30	21	0.0	0.0	0.0	0.0	0.0	0.0
Rail transportation of passengers.	30	2101	0.0	0.0	0.0	0.0	0.0	0.0
Rail transportation of passengers.	30	210101	0.0	0.0	0.0	0.0	0.0	0.0
Airline passenger services.	30	22	-0.8	-2.6	4.8	-0.3	-4.2	-4.1
Airline passenger services.	30	2201	-0.8	-2.6	4.8	-0.3	-4.2	-4.1
Airline passenger services, domestic.	30	220101	1.2	-2.4	2.0	-1.6	-4.2	0.4
Airline passenger services, international.	30	220102	-5.7	-2.9	12.8	3.1	-4.2	-15.1
Services related to transportation activities.	31	—	-9.2	0.0	1.2	0.1	-5.0	2.0
Services related to water transportation.	31	1	2.9	0.8	-0.3	0.1	0.3	0.2
Towing, tugging, docking, and related services.	31	11	6.0	1.6	-0.3	0.1	0.0	0.7
Towing, tugging, docking and related services.	31	1101	6.0	1.6	-0.3	0.1	0.0	0.7
Towing, tugging, docking and related services.	31	110101	6.0	1.6	-0.3	0.1	0.0	0.7
Operation of port waterfront terminals.	31	12	5.9	0.9	-1.0	0.6	1.2	0.0
Operation of port waterfront terminals.	31	1201	5.9	0.9	-1.0	0.6	1.2	0.0
Operation of port waterfront terminals.	31	120101	5.9	0.9	-1.0	0.6	1.2	0.0

See footnotes at end of table.

Table 7. Producer price index percentage changes for commodity and service groupings and individual items, not seasonally adjusted — Continued
 [September 2023]

Title	Commodity code		Unadjusted 12-month percent change ¹	Unadjusted 1-month percent change ¹				
	Group code	Item code		Sept. 2022 to Sept. 2023 ^P	Apr. to May	May to June ^P	June to July ^P	July to Aug. ^P
Marine cargo handling.....	31	13	-0.8	0.1	0.0	0.0	0.2	0.0
Marine cargo handling.....	31	1301	-0.8	0.1	0.0	0.0	0.2	0.0
Marine cargo handling.....	31	130101	-0.8	0.1	0.0	0.0	0.2	0.0
Services related to air transportation.....	31	2	9.4	0.6	2.1	3.5	-1.3	0.5
Other airport operations, excluding aircraft maintenance and repair.....	31	21	9.4	0.6	2.1	3.5	-1.3	0.5
Other airport operations, excluding aircraft maintenance and repair.....	31	2101	9.4	0.6	2.1	3.5	-1.3	0.5
Other airport operations, excluding aircraft maintenance and repair.....	31	210101	9.4	0.6	2.1	3.5	-1.3	0.5
Other services related to transportation activities (partial).....	31	3	-19.2	-0.6	1.3	-1.3	-8.4	3.3
Arrangement of freight and cargo.....	31	31	-30.3	-1.0	2.3	-2.4	-15.0	6.3
Arrangement of freight and cargo.....	31	3101	-30.3	-1.0	2.3	-2.4	-15.0	6.3
Arrangement of freight and cargo.....	31	310101	-30.3	-1.0	2.3	-2.4	-15.0	6.3
Freight forwarding.....	31	32	-1.2	0.0	0.0	0.0	0.0	0.1
Freight forwarding.....	31	3201	-1.2	0.0	0.0	0.0	0.0	0.1
Freight forwarding.....	31	320101	-1.2	0.0	0.0	0.0	0.0	0.1
Warehousing, storage, and related services.....	32	-	4.9	-2.2	-1.3	1.5	-0.7	1.7
Warehousing, storage, and related services.....	32	1	4.9	-2.2	-1.3	1.5	-0.7	1.7
Warehousing, storage, and related services.....	32	11	4.9	-2.2	-1.3	1.5	-0.7	1.7
Warehousing, storage, and related services.....	32	1101	4.9	-2.2	-1.3	1.5	-0.7	1.7
Warehousing, storage, and related services.....	32	110101	4.9	-2.2	-1.3	1.5	-0.7	1.7
Publishing sales, excluding software.....	33	-	3.1	0.1	0.4	0.2	-0.4	0.2
Book, periodical, and newspaper publishing sales and subscriptions.....	33	1	2.1	0.2	0.2	-0.1	-0.3	0.1
Sales of books.....	33	11	7.2	0.5	0.3	-0.1	-0.6	0.2
Sales of textbooks.....	33	1101	4.8	-0.7	0.0	-1.4	-1.1	1.0
Sales of textbooks.....	33	110101	4.8	-0.7	0.0	-1.4	-1.1	1.0
Sales of technical, scientific, and professional books.....	33	1102	9.3	0.0	0.0	0.0	0.0	0.0
Sales of technical, scientific, and professional books.....	33	110201	9.3	0.0	0.0	0.0	0.0	0.0
Sales of religious books.....	33	1103	6.6	0.9	-0.9	-0.9	0.4	0.0
Sales of religious books.....	33	110301	6.6	0.9	-0.9	-0.9	0.4	0.0
Sales of general adult and juvenile books.....	33	1104	4.3	1.7	1.5	0.5	-1.8	0.4
Sales of general adult and juvenile books.....	33	110402	4.3	1.7	1.5	0.5	-1.8	0.4
Sales of general adult books.....	33	1104021	-	2.2	2.2	0.4	-0.2	0.2
Sales of juvenile books.....	33	1104022	-	1.0	0.5	0.7	-3.9	0.6
Sales of general reference books.....	33	1105	-2.4	1.5	-0.9	0.0	0.7	-1.6
Sales of general reference books.....	33	110501	-2.4	1.5	-0.9	0.0	0.7	-1.6
Sales and subscriptions of periodicals and newspapers.....	33	12	-3.0	0.0	0.0	0.0	0.0	0.0
Sales and subscriptions of periodicals.....	33	1201	-7.6	0.0	0.0	0.0	0.0	0.0
Sales and subscriptions of periodicals.....	33	120101	-7.6	0.0	0.0	0.0	0.0	0.0
Newspaper subscription and single copy sales.....	33	1202	0.8	0.0	0.0	0.0	0.0	0.0
Newspaper subscription and single copy sales.....	33	120205	0.8	0.0	0.0	0.0	0.0	0.0
Newspaper subscriptions, print and online bundled.....	33	1202051	2.6	0.4	0.2	0.3	0.2	0.3
Newspaper subscriptions, print only.....	33	1202052	0.6	0.0	0.0	0.0	0.0	0.0
Greeting card publishing sales.....	33	3	-0.1	0.1	0.0	0.1	-0.1	0.0
Greeting card publishing sales.....	33	31	-0.1	0.1	0.0	0.1	-0.1	0.0
Greeting card publishing sales.....	33	3101	-0.1	0.1	0.0	0.1	-0.1	0.0
Greeting card publishing sales.....	33	310101	-0.1	0.1	0.0	0.1	-0.1	0.0
Calendars, yearbooks, and other miscellaneous publishing sales.....	33	4	6.2	0.2	2.6	-0.1	-1.2	0.8
Calendars, yearbooks, and other miscellaneous publishing sales.....	33	41	6.2	0.2	2.6	-0.1	-1.2	0.8
Calendars, yearbooks, and other miscellaneous publishing sales.....	33	4101	6.2	0.2	2.6	-0.1	-1.2	0.8
Calendars, yearbooks, and other miscellaneous publishing sales.....	33	410101	6.2	0.2	2.6	-0.1	-1.2	0.8
Directory, mailing list, and related compilations publishing sales.....	33	6	-	-0.6	0.8	1.2	-0.6	0.6
Directory, mailing list, and related compilations publishing sales.....	33	61	-	-0.6	0.8	1.2	-0.6	0.6
Directory, mailing list, and related compilations publishing sales.....	33	6101	-	-0.6	0.8	1.2	-0.6	0.6
Directory, mailing list, and related compilations publishing sales.....	33	610101	-	-0.6	0.8	1.2	-0.6	0.6
Software publishing.....	34	-	2.0	0.5	0.5	-0.3	0.9	0.0
System software publishing.....	34	1	5.3	0.1	0.9	1.1	1.5	-1.9
System software publishing.....	34	11	5.3	0.1	0.9	1.1	1.5	-1.9
System software publishing.....	34	1101	5.3	0.1	0.9	1.1	1.5	-1.9
System software publishing.....	34	110101	5.3	0.1	0.9	1.1	1.5	-1.9

See footnotes at end of table.

Table 7. Producer price index percentage changes for commodity and service groupings and individual items, not seasonally adjusted — Continued
 [September 2023]

Title	Commodity code		Unadjusted 12-month percent change ¹	Unadjusted 1-month percent change ¹				
	Group code	Item code		Sept. 2022 to Sept. 2023 ^P	Apr. to May	May to June ^P	June to July ^P	July to Aug. ^P
Application software publishing.....	34	2	-1.0	1.0	0.0	-1.8	0.1	2.1
Application software publishing.....	34	21	-1.0	1.0	0.0	-1.8	0.1	2.1
Desktop and portable device application software publishing.....	34	2101	0.5	3.0	0.7	-1.6	-0.7	4.5
Desktop and portable device application software publishing.....	34	210101	0.5	3.0	0.7	-1.6	-0.7	4.5
Application software publishing, cross-industry, vertical market, utilities, and other.....	34	2103	-0.7	1.6	-0.7	-2.5	1.1	0.1
Application software publishing, cross-industry, vertical market, utilities, and other.....	34	210301	-0.7	1.6	-0.7	-2.5	1.1	0.1
Application software publishing, game software.....	34	2104	-1.2	-5.0	0.7	-0.2	-1.3	3.9
Application software publishing, game software.....	34	210401	-1.2	-5.0	0.7	-0.2	-1.3	3.9
Network compensation from broadcast and cable television and radio.....	35	—	0.5	0.2	-0.3	0.0	0.0	0.0
Affiliate agreements, programming sales, and retransmission fees for cable and broadcast tv.....	35	1	0.9	0.3	0.0	0.0	0.0	0.0
Affiliate agreements, programming sales, and retransmission fees for cable and broadcast tv.....	35	11	0.9	0.3	0.0	0.0	0.0	0.0
Affiliate agreements, programming sales, and retransmission fees for cable and broadcast tv.....	35	1101	0.9	0.3	0.0	0.0	0.0	0.0
Affiliate agreements, programming sales, and retransmission fees for cable and broadcast tv.....	35	110101	0.9	0.3	0.0	0.0	0.0	0.0
Affiliate agreements, programming sales, and retransmission fees for radio.....	35	2	0.0	0.0	-1.2	0.0	0.0	0.0
Affiliate agreements, programming sales, and retransmission fees for radio.....	35	21	0.0	0.0	-1.2	0.0	0.0	0.0
Affiliate agreements, programming sales, and network compensation for radio.....	35	2101	0.0	0.0	-1.2	0.0	0.0	0.0
Affiliate agreements, programming sales, and network compensation for radio.....	35	210101	0.0	0.0	-1.2	0.0	0.0	0.0
Advertising space and time sales.....	36	—	-1.6	0.3	-0.9	-1.2	-1.9	-0.2
Advertising space sales in periodicals, newspapers, directories, and mailing lists.....	36	1	2.5	-0.2	-0.3	0.0	-0.4	-0.4
Advertising space sales in periodicals and newspapers.....	36	11	2.1	-0.3	-0.3	0.0	-0.5	-0.4
Advertising space sales in periodicals.....	36	1101	5.6	0.3	0.0	0.0	0.0	0.0
Advertising space sales in newspapers.....	36	1102	-2.5	-1.0	-0.7	0.0	-1.1	-1.0
Advertising space sales in newspapers, print only.....	36	110203	-1.9	-1.0	-0.7	0.0	-1.1	-1.0
Advertising space sales in directories and mailing lists.....	36	12	5.4	0.0	0.0	0.0	0.0	0.0
Print advertising space sales in directories and mailing lists.....	36	1201	5.4	0.0	0.0	0.0	0.0	0.0
Print advertising space sales in directories and mailing lists.....	36	120101	5.4	0.0	0.0	0.0	0.0	0.0
Television advertising time sales.....	36	2	-22.8	-0.3	-3.0	-2.9	-8.5	-1.3
Television advertising time sales.....	36	21	-22.8	-0.3	-3.0	-2.9	-8.5	-1.3
Broadcast and network television advertising time sales.....	36	2101	-21.1	-3.1	-0.3	-4.7	-0.9	0.1
Broadcast and network television advertising time sales.....	36	210101	-21.1	-3.1	-0.3	-4.7	-0.9	0.1
Cable network advertising time sales.....	36	2102	-22.0	2.2	-5.7	-1.6	-16.6	-3.1
Cable network advertising time sales.....	36	210201	-22.0	2.2	-5.7	-1.6	-16.6	-3.1
Local cable system advertising time sales.....	36	2103	-10.2	0.0	0.0	0.0	0.0	0.0
Local cable system advertising time sales.....	36	210301	-10.2	0.0	0.0	0.0	0.0	0.0
Radio advertising time sales.....	36	3	-7.0	6.9	-3.1	-6.2	4.2	1.4
Radio advertising time sales.....	36	31	-7.0	6.9	-3.1	-6.2	4.2	1.4
Radio advertising time sales.....	36	3101	-7.0	6.9	-3.1	-6.2	4.2	1.4
Radio advertising time sales.....	36	310101	-7.0	6.9	-3.1	-6.2	4.2	1.4
Internet advertising sales.....	36	6	—	0.0	0.0	-0.2	0.0	0.0
Internet advertising sales.....	36	61	—	0.0	0.0	-0.2	0.0	0.0
Internet advertising sales.....	36	6101	—	0.0	0.0	-0.2	0.0	0.0
Internet advertising sales.....	36	610101	—	0.0	0.0	-0.2	0.0	0.0
Telecommunication, cable, and internet user services.....	37	—	2.5	-0.1	0.1	-0.1	0.4	-0.9
Wired telephone services.....	37	1	3.5	0.5	-0.3	0.5	0.7	0.1
Residential wired telephone services.....	37	11	4.9	1.4	0.2	-0.1	0.5	0.5
Local residential wired telephone service.....	37	1101	3.4	0.7	0.0	0.0	0.5	0.1
Local residential wired telephone service.....	37	110101	3.4	0.7	0.0	0.0	0.5	0.1
Long distance residential wired telephone service.....	37	1102	7.4	2.7	0.3	-0.3	0.4	1.1
Long distance residential wired telephone service.....	37	110201	7.4	2.7	0.3	-0.3	0.4	1.1
All-distance residential wired telephone service.....	37	1103	7.7	0.7	3.5	1.4	0.2	0.3
All-distance residential wired telephone service.....	37	110301	7.7	0.7	3.5	1.4	0.2	0.3

See footnotes at end of table.

Table 7. Producer price index percentage changes for commodity and service groupings and individual items, not seasonally adjusted — Continued
 [September 2023]

Title	Commodity code		Unadjusted 12-month percent change ¹	Unadjusted 1-month percent change ¹				
	Group code	Item code		Sept. 2022 to Sept. 2023 ^P	Apr. to May	May to June ^P	June to July ^P	July to Aug. ^P
Business wired telephone services.....	37	12	3.2	0.0	-0.6	1.1	1.0	-0.2
Local business wired telephone service.....	37	1201	0.4	-0.3	-0.4	0.0	-0.4	-0.3
Local business wired telephone service.....	37	120101	0.4	-0.3	-0.4	0.0	-0.4	-0.3
Long distance business wired telephone and other toll service.....	37	1202	2.5	-0.8	-1.9	2.9	-1.2	-0.4
Long distance business wired telephone and other toll service.....	37	120201	2.5	-0.8	-1.9	2.9	-1.2	-0.4
Private line wired telephone service.....	37	1204	6.8	0.7	0.0	0.6	3.1	0.0
Private line wired telephone service.....	37	120401	6.8	0.7	0.0	0.6	3.1	0.0
All-distance business wired telephone service (partial).....	37	1205	0.0	-1.6	-1.3	1.9	0.1	-0.2
All-distance business wired telephone service.....	37	120501	0.0	-1.6	-1.3	1.9	0.1	-0.2
Other telephone services.....	37	13	0.0	0.0	0.0	0.0	0.0	0.0
Other wired telephone services.....	37	1301	0.0	0.0	0.0	0.0	0.0	0.0
Other wired telephone services.....	37	130104	0.0	0.0	0.0	0.0	0.0	0.0
Wireless telecommunication services.....	37	2	0.4	0.8	0.0	0.0	0.0	0.0
Cellular phone and other wireless telecommunication services.....	37	21	0.4	0.8	0.0	0.0	0.0	0.0
Cellular phone and other wireless telecommunication services.....	37	2101	0.4	0.8	0.0	0.0	0.0	0.0
Cellular phone and other wireless telecommunication services.....	37	210101	0.4	0.8	0.0	0.0	0.0	0.0
Cable and satellite subscriber services.....	37	3	10.0	0.0	1.0	-0.2	0.2	0.0
Cable and satellite subscriber services.....	37	31	10.0	0.0	1.0	-0.2	0.2	0.0
Cable and satellite subscriber services.....	37	3101	10.0	0.0	1.0	-0.2	0.2	0.0
Cable and satellite subscriber services.....	37	310101	10.0	0.0	1.0	-0.2	0.2	0.0
Internet access services.....	37	4	0.3	-0.8	0.6	-0.2	-0.6	-0.2
Internet access services.....	37	41	0.3	-0.8	0.6	-0.2	-0.6	-0.2
Residential Internet access services.....	37	4102	1.6	-0.2	0.6	-0.2	0.1	0.0
Residential Internet access services.....	37	410201	1.6	-0.2	0.6	-0.2	0.1	0.0
Business Internet access services.....	37	4103	-1.2	-2.2	0.8	-0.2	-2.2	-0.7
Business Internet access services.....	37	410301	-1.2	-2.2	0.8	-0.2	-2.2	-0.7
Bundled wired telecommunications access services.....	37	5	1.3	-1.5	0.0	-0.3	1.0	-3.1
Bundled wired telecommunications access services.....	37	51	1.3	-1.5	0.0	-0.3	1.0	-3.1
Bundled wired telecommunications access services.....	37	5101	1.3	-1.5	0.0	-0.3	1.0	-3.1
Bundled wired telecommunications access services.....	37	510101	1.3	-1.5	0.0	-0.3	1.0	-3.1
Data processing and related services.....	38	—	1.9	0.1	0.3	0.3	0.1	-0.2
Data processing and related services.....	38	1	1.9	0.1	0.3	0.3	0.1	-0.2
Data processing and related services.....	38	11	1.9	0.1	0.3	0.3	0.1	-0.2
Hosting, ASP and other IT infrastructure provisioning services.....	38	1101	3.1	0.2	0.4	0.5	0.2	-0.3
Hosting, ASP and other IT infrastructure provisioning services.....	38	110101	3.1	0.2	0.4	0.5	0.2	-0.3
Business process management services (partial).....	38	1102	0.3	0.0	0.0	0.0	0.0	0.1
Business process management services (partial).....	38	110201	0.3	0.0	0.0	0.0	0.0	0.1
Data management, information transformation and other services.....	38	1103	0.1	0.0	0.0	0.1	0.0	0.0
Data management, information transformation and other services.....	38	110301	0.1	0.0	0.0	0.1	0.0	0.0
Credit intermediation services (partial).....	39	—	19.7	-0.5	1.2	-1.5	2.0	2.1
Loan services (partial).....	39	1	16.2	-0.9	-0.5	-1.9	3.8	-2.2
Business loans (partial).....	39	11	28.7	-0.5	-0.1	-2.0	3.9	-3.4
Business loans (partial).....	39	1101	28.7	-0.5	-0.1	-2.0	3.9	-3.4
Business loans (partial).....	39	110101	28.7	-0.5	-0.1	-2.0	3.9	-3.4
Consumer loans (partial).....	39	12	-0.2	-1.2	-2.0	-1.4	4.1	1.1
Residential real estate loans (partial).....	39	1201	-1.5	-1.2	-2.2	-0.9	3.7	2.4
Residential real estate loans, except home equity (partial).....	39	120101	-11.3	-2.6	-3.5	-0.5	1.0	4.4
Home equity loans (partial).....	39	120102	20.9	0.8	-0.3	-1.5	7.7	-0.2
Vehicle loans (partial).....	39	1202	-15.8	-1.8	-4.7	-4.9	9.4	-7.1
Vehicle loans (partial).....	39	120201	-15.8	-1.8	-4.7	-4.9	9.4	-7.1
Credit cards, overdraft credit, and related plans (partial).....	39	1203	15.7	-0.5	2.3	-1.5	2.8	-1.9
Credit cards, overdraft credit, and related plans (partial).....	39	120301	15.7	-0.5	2.3	-1.5	2.8	-1.9
Other loans and loan services (partial).....	39	13	-0.3	-3.2	0.9	-3.2	1.7	-1.3
Other loans and loan services (partial).....	39	1301	-0.3	-3.2	0.9	-3.2	1.7	-1.3
Other loans and loan services (partial).....	39	130101	-0.3	-3.2	0.9	-3.2	1.7	-1.3
Deposit services (partial).....	39	2	32.2	0.1	5.6	-0.7	-2.3	13.9
Deposit services (partial).....	39	21	32.2	0.1	5.6	-0.7	-2.3	13.9
Deposit services (partial).....	39	2101	32.2	0.1	5.6	-0.7	-2.3	13.9
Deposit services (partial).....	39	210101	32.2	0.1	5.6	-0.7	-2.3	13.9

See footnotes at end of table.

Table 7. Producer price index percentage changes for commodity and service groupings and individual items, not seasonally adjusted — Continued
 [September 2023]

Title	Commodity code		Unadjusted 12-month percent change ¹	Unadjusted 1-month percent change ¹				
	Group code	Item code		Sept. 2022 to Sept. 2023 ^P	Apr. to May	May to June ^P	June to July ^P	July to Aug. ^P
Other credit intermediation services, including trust services (partial).....	39	3	3.3	1.3	0.0	0.0	2.5	0.0
Other credit intermediation services, including trust services (partial).....	39	31	3.3	1.3	0.0	0.0	2.5	0.0
Other credit intermediation services, including trust services (partial).....	39	3101	3.3	1.3	0.0	0.0	2.5	0.0
Other credit intermediation services, including trust services (partial)....	39	310101	3.3	1.3	0.0	0.0	2.5	0.0
Investment services.....	40	—	14.5	0.5	-0.2	3.6	1.4	0.1
Securities brokerage, dealing, investment advice, and related services.....	40	1	28.2	3.2	0.0	1.7	0.9	-0.2
Securities brokerage, dealing, investment advice, and related services.....	40	11	28.2	3.2	0.0	1.7	0.9	-0.2
Securities brokerage, dealing, and investment advice.....	40	1101	3.7	2.4	0.0	2.0	-0.9	-0.3
Securities brokerage, dealing, and investment advice.....	40	110101	3.7	2.4	0.0	2.0	-0.9	-0.3
Securities brokerage and dealing related services (partial).....	40	1102	85.7	4.4	0.1	1.0	4.0	-0.1
Securities brokerage and dealing related services.....	40	110201	85.7	4.4	0.1	1.0	4.0	-0.1
Portfolio management.....	40	2	7.3	-3.0	-0.3	7.2	1.9	-0.5
Portfolio management.....	40	21	7.3	-3.0	-0.3	7.2	1.9	-0.5
Portfolio management.....	40	2101	7.3	-3.0	-0.3	7.2	1.9	-0.5
Portfolio management.....	40	210101	7.3	-3.0	-0.3	7.2	1.9	-0.5
Investment banking.....	40	3	7.1	1.4	-0.4	-0.1	1.9	3.9
Investment banking.....	40	31	7.1	1.4	-0.4	-0.1	1.9	3.9
Investment banking.....	40	3101	7.1	1.4	-0.4	-0.1	1.9	3.9
Investment banking.....	40	310101	7.1	1.4	-0.4	-0.1	1.9	3.9
Insurance and annuities.....	41	—	3.6	0.1	1.0	0.0	0.2	0.1
Insurance.....	41	1	3.9	0.1	1.0	0.0	0.2	0.1
Insurance.....	41	11	3.9	0.1	1.0	0.0	0.2	0.1
Life insurance.....	41	1101	-1.6	-0.5	0.0	-0.3	0.0	-0.4
Life insurance.....	41	110101	-1.6	-0.5	0.0	-0.3	0.0	-0.4
Disability insurance, including accidental death.....	41	1102	0.0	0.0	0.0	0.0	0.0	0.0
Disability insurance, including accidental death.....	41	110201	0.0	0.0	0.0	0.0	0.0	0.0
Health and medical insurance.....	41	1103	3.2	-0.2	0.0	0.0	0.4	0.0
Health and medical insurance.....	41	110301	3.2	-0.2	0.0	0.0	0.4	0.0
Property and casualty insurance.....	41	1104	6.9	0.5	2.1	0.1	0.2	0.3
Property and casualty insurance.....	41	110401	6.9	0.5	2.1	0.1	0.2	0.3
Annuities.....	41	2	-0.3	0.0	-0.1	0.5	0.0	0.0
Annuities.....	41	21	-0.3	0.0	-0.1	0.5	0.0	0.0
Annuities.....	41	2101	-0.3	0.0	-0.1	0.5	0.0	0.0
Annuities.....	41	210101	-0.3	0.0	-0.1	0.5	0.0	0.0
Commissions and fees from sales and administration of insurance policies (partial).....	42	—	0.5	0.1	0.1	-0.5	0.0	0.0
Commissions from sales of insurance.....	42	1	0.5	0.1	0.1	-0.5	0.0	0.0
Commissions from sales of insurance.....	42	11	0.5	0.1	0.1	-0.5	0.0	0.0
Commissions from sales of life insurance and annuities.....	42	1101	0.2	0.0	0.0	0.0	0.0	0.0
Commissions from sales of life insurance and annuities.....	42	110101	0.2	0.0	0.0	0.0	0.0	0.0
Commissions from sales of health and medical insurance.....	42	1102	0.8	0.1	0.6	0.0	0.0	0.0
Commissions from sales of health and medical insurance.....	42	110201	0.8	0.1	0.6	0.0	0.0	0.0
Commissions from sales of property and casualty insurance.....	42	1103	0.5	0.2	0.0	-0.8	0.0	0.0
Commissions from sales of property and casualty insurance.....	42	110301	0.5	0.2	0.0	-0.8	0.0	0.0
Commissions from sales of other insurance.....	42	1104	0.2	0.0	0.0	0.1	0.0	0.0
Commissions from sales of other insurance.....	42	110401	0.2	0.0	0.0	0.1	0.0	0.0
Real estate services (partial).....	43	—	3.3	0.5	1.1	0.1	2.2	1.2
Nonresidential real estate services.....	43	1	3.2	0.2	1.2	-0.4	2.7	1.9
Nonresidential real estate rents.....	43	11	3.3	0.3	1.5	-0.8	3.3	2.3
Office buildings, gross rents.....	43	1101	4.7	-0.1	-1.5	0.7	2.9	0.5
Office buildings, gross rents.....	43	110101	4.7	-0.1	-1.5	0.7	2.9	0.5
Retail properties, gross rents.....	43	1102	-0.2	-0.2	1.8	-2.8	4.4	4.0
Retail properties, gross rents.....	43	110201	-0.2	-0.2	1.8	-2.8	4.4	4.0
Industrial buildings, gross rents.....	43	1103	2.4	-0.1	-0.7	0.3	0.2	-0.3
Industrial buildings, gross rents.....	43	110301	2.4	-0.1	-0.7	0.3	0.2	-0.3
Self-service storage and miniwarehouses, gross rents.....	43	1104	3.6	-0.1	1.0	0.3	0.6	0.2
Self-service storage and miniwarehouses, gross rents.....	43	110401	3.6	-0.1	1.0	0.3	0.6	0.2
Other nonresidential buildings, gross rents.....	43	1105	4.4	3.1	9.9	-1.1	5.8	5.2
Other nonresidential buildings, gross rents.....	43	110501	4.4	3.1	9.9	-1.1	5.8	5.2

See footnotes at end of table.

Table 7. Producer price index percentage changes for commodity and service groupings and individual items, not seasonally adjusted — Continued
[September 2023]

Title	Commodity code		Unadjusted 12-month percent change ¹	Unadjusted 1-month percent change ¹				
	Group code	Item code		Sept. 2022 to Sept. 2023 ^P	Apr. to May	May to June ^P	June to July ^P	July to Aug. ^P
Nonresidential property sales and leases including land, brokerage fees and commissions.....	43	12	-2.1	-0.3	0.3	-0.6	0.3	0.0
Nonresidential property sales and leases including land, brokerage fees and commissions.....	43	1201	-2.1	-0.3	0.3	-0.6	0.3	0.0
Nonresidential property sales and leases including land, brokerage fees and commissions.....	43	120101	-2.1	-0.3	0.3	-0.6	0.3	0.0
Nonresidential property management fees.....	43	13	11.3	-0.1	0.3	2.7	0.8	1.4
Nonresidential property management fees.....	43	1301	11.3	-0.1	0.3	2.7	0.8	1.4
Nonresidential property management fees.....	43	130101	11.3	-0.1	0.3	2.7	0.8	1.4
Residential real estate services (partial).....	43	2	3.9	1.1	1.1	1.0	1.4	0.1
Residential property sales and rental, brokerage fees and commissions.....	43	21	4.6	1.3	1.5	1.0	1.7	0.3
Residential property sales and rental, brokerage fees and commissions.....	43	2101	4.6	1.3	1.5	1.0	1.7	0.3
Residential property sales and rental, brokerage fees and commissions.....	43	210101	4.6	1.3	1.5	1.0	1.7	0.3
Residential property management fees.....	43	22	1.2	0.7	-0.2	0.8	0.1	-0.5
Residential property management fees.....	43	2201	1.2	0.7	-0.2	0.8	0.1	-0.5
Residential property management fees.....	43	220101	1.2	0.7	-0.2	0.8	0.1	-0.5
Real estate appraisal fees.....	43	3	-4.4	-1.0	-0.3	0.0	0.0	-0.3
Real estate appraisal fees.....	43	31	-4.4	-1.0	-0.3	0.0	0.0	-0.3
Real estate appraisal fees.....	43	3101	-4.4	-1.0	-0.3	0.0	0.0	-0.3
Real estate appraisal fees.....	43	310101	-4.4	-1.0	-0.3	0.0	0.0	-0.3
Rental and leasing of goods (partial).....	44	—	-1.1	-0.8	1.9	1.4	-0.5	-2.3
Passenger car rental.....	44	1	-4.4	-1.2	3.3	4.0	-0.7	-5.7
Passenger car rental.....	44	11	-4.4	-1.2	3.3	4.0	-0.7	-5.7
Passenger car rental.....	44	1101	-4.4	-1.2	3.3	4.0	-0.7	-5.7
Passenger car rental.....	44	110101	-4.4	-1.2	3.3	4.0	-0.7	-5.7
Truck, trailer, and RV rental and leasing.....	44	2	-0.3	-1.4	2.3	-0.9	-0.7	0.4
Truck, trailer, and RV rental and leasing.....	44	21	-0.3	-1.4	2.3	-0.9	-0.7	0.4
Truck, truck trailer and RV rental.....	44	2101	-3.1	-3.4	3.6	-1.6	-0.8	0.8
Truck, truck trailer and RV rental.....	44	210101	-3.1	-3.4	3.6	-1.6	-0.8	0.8
Truck, truck trailer and RV leasing.....	44	2102	1.9	0.1	1.3	-0.3	-0.6	0.0
Truck, truck trailer and RV leasing.....	44	210201	1.9	0.1	1.3	-0.3	-0.6	0.0
Construction, mining, and forestry machinery and equipment rental and leasing.....	44	3	2.9	0.2	-0.2	0.1	-0.1	-0.2
Construction, mining, and forestry machinery and equipment rental and leasing.....	44	31	2.9	0.2	-0.2	0.1	-0.1	-0.2
Construction, mining, and forestry machinery and equipment rental and leasing.....	44	3101	2.9	0.2	-0.2	0.1	-0.1	-0.2
Construction, mining, and forestry machinery and equipment rental and leasing.....	44	310101	2.9	0.2	-0.2	0.1	-0.1	-0.2
Professional services (partial).....	45	—	4.6	-0.1	0.5	0.4	0.0	0.0
Legal services.....	45	1	5.6	-0.2	0.0	0.6	-0.1	0.0
Legal services.....	45	11	5.6	-0.2	0.0	0.6	-0.1	0.0
Legal services.....	45	1101	5.6	-0.2	0.0	0.6	-0.1	0.0
Legal services.....	45	110101	5.6	-0.2	0.0	0.6	-0.1	0.0
Accounting services (partial).....	45	2	7.8	-0.1	-0.2	1.7	0.4	0.2
Accounting services, excluding payroll.....	45	21	7.8	-0.1	-0.2	1.7	0.4	0.2
Financial auditing.....	45	2101	10.8	-0.3	-0.5	4.2	0.9	0.1
Financial auditing.....	45	210101	10.8	-0.3	-0.5	4.2	0.9	0.1
Tax preparation and planning.....	45	2102	6.2	0.0	0.1	0.2	0.3	0.2
Tax preparation and planning.....	45	210201	6.2	0.0	0.1	0.2	0.3	0.2
Bookkeeping and compilation.....	45	2103	7.4	-1.6	-1.2	1.5	0.1	0.1
Bookkeeping and compilation.....	45	210301	7.4	-1.6	-1.2	1.5	0.1	0.1
Other accounting services, including billing and review (partial).....	45	2104	1.2	2.2	1.2	0.4	0.4	0.5
Other accounting services, including billing and review (partial).....	45	210401	1.2	2.2	1.2	0.4	0.4	0.5
Architectural and engineering services.....	45	3	3.0	0.1	0.1	0.2	0.0	0.0
Architectural services.....	45	31	1.5	0.1	0.0	0.2	-0.1	0.0
Architectural services.....	45	3101	1.5	0.1	0.0	0.2	-0.1	0.0
Architectural services.....	45	310101	1.5	0.1	0.0	0.2	-0.1	0.0
Engineering services.....	45	32	3.3	0.1	0.1	0.2	0.0	0.0

See footnotes at end of table.

Table 7. Producer price index percentage changes for commodity and service groupings and individual items, not seasonally adjusted — Continued
[September 2023]

Title	Commodity code		Unadjusted 12-month percent change ¹	Unadjusted 1-month percent change ¹				
	Group code	Item code		Sept. 2022 to Sept. 2023 ^P	Apr. to May	May to June ^P	June to July ^P	July to Aug. ^P
Engineering services.....	45	3201	3.3	0.1	0.1	0.2	0.0	0.0
Engineering services.....	45	320101	3.3	0.1	0.1	0.2	0.0	0.0
Management, scientific, and technical consulting services.....	45	4	3.2	-0.8	2.9	-1.2	0.1	0.0
Management consulting services.....	45	41	3.2	-0.8	2.9	-1.2	0.1	0.0
Administrative and general management consulting services.....	45	4101	3.1	-1.6	4.7	-2.1	0.0	0.0
Administrative and general management consulting services.....	45	410101	3.1	-1.6	4.7	-2.1	0.0	0.0
Human resources consulting services.....	45	4102	7.4	0.5	0.7	0.2	0.0	0.1
Human resources consulting services.....	45	410201	7.4	0.5	0.7	0.2	0.0	0.1
Marketing consulting services.....	45	4103	0.2	0.0	0.0	0.0	0.0	0.0
Marketing consulting services.....	45	410301	0.2	0.0	0.0	0.0	0.0	0.0
Process, physical distribution, and logistics consulting services.....	45	4104	9.5	1.5	-0.4	1.2	1.5	0.2
Process, physical distribution, and logistics consulting services.....	45	410401	9.5	1.5	-0.4	1.2	1.5	0.2
Advertising and related services (partial).....	45	5	1.1	0.3	-0.1	0.0	0.0	0.1
Advertising agency services.....	45	51	1.1	0.3	-0.1	0.0	0.0	0.1
Advertising agency services.....	45	5101	1.1	0.3	-0.1	0.0	0.0	0.1
Advertising agency services.....	45	510101	1.1	0.3	-0.1	0.0	0.0	0.1
Information technology (IT) technical support and consulting services (partial).....	45	6	8.5	1.1	0.1	4.8	1.3	0.2
Information technology (IT) technical support and consulting services (partial).....	45	61	8.5	1.1	0.1	4.8	1.3	0.2
Information technology (IT) technical support and consulting services (partial).....	45	6101	8.5	1.1	0.1	4.8	1.3	0.2
Information technology (IT) technical support and consulting services (partial).....	45	610101	8.5	1.1	0.1	4.8	1.3	0.2
Employment services.....	46	—	0.2	-0.1	-0.2	0.1	-0.2	-0.4
Permanent placement services.....	46	1	-0.3	-1.0	-0.5	2.2	-1.2	-0.3
Permanent placement services.....	46	11	-0.3	-1.0	-0.5	2.2	-1.2	-0.3
Employment placement services.....	46	1101	-0.3	-1.0	-0.5	2.2	-1.2	-0.3
Employment placement services.....	46	110101	-0.3	-1.0	-0.5	2.2	-1.2	-0.3
Executive search services.....	46	2	4.3	-0.5	1.1	0.3	1.3	-1.7
Executive search services.....	46	21	4.3	-0.5	1.1	0.3	1.3	-1.7
Executive search services.....	46	2101	4.3	-0.5	1.1	0.3	1.3	-1.7
Executive search services.....	46	210101	4.3	-0.5	1.1	0.3	1.3	-1.7
Staffing services.....	46	3	0.1	0.0	-0.2	0.1	-0.1	-0.4
Temporary help services.....	46	31	0.0	-0.1	-0.4	0.1	-0.3	-0.7
Temporary help services.....	46	3101	0.0	-0.1	-0.4	0.1	-0.3	-0.7
Temporary help services.....	46	310101	0.0	-0.1	-0.4	0.1	-0.3	-0.7
Co-employment staffing services.....	46	32	0.3	0.0	0.0	0.0	0.0	0.0
Co-employment staffing services.....	46	3201	0.3	0.0	0.0	0.0	0.0	0.0
Co-employment staffing services.....	46	320101	0.3	0.0	0.0	0.0	0.0	0.0
Travel arrangement services (partial).....	47	—	4.7	0.2	0.5	0.9	2.4	-0.4
Arrangement of flights (partial).....	47	1	-0.4	-0.1	-0.8	1.9	0.7	-0.2
Arrangement of international flights.....	47	11	0.4	-0.2	-1.1	2.3	1.0	-0.6
Arrangement of international flights.....	47	1101	0.4	-0.2	-1.1	2.3	1.0	-0.6
Arrangement of international flights.....	47	110101	0.4	-0.2	-1.1	2.3	1.0	-0.6
Arrangement of domestic flights.....	47	12	-0.9	0.2	-0.1	1.1	0.0	0.4
Arrangement of domestic flights (partial).....	47	1201	-0.9	0.2	-0.1	1.1	0.0	0.4
Arrangement of domestic flights.....	47	120101	-0.9	0.2	-0.1	1.1	0.0	0.4
Arrangement of vehicle rentals and lodging.....	47	2	5.1	-1.2	-1.0	-1.1	0.4	-0.2
Arrangement of vehicle rentals and lodging.....	47	21	5.1	-1.2	-1.0	-1.1	0.4	-0.2
Arrangement of vehicle rentals and lodging (partial).....	47	2101	5.1	-1.2	-1.0	-1.1	0.4	-0.2
Arrangement of vehicle rentals and lodging.....	47	210101	5.1	-1.2	-1.0	-1.1	0.4	-0.2
Arrangement of cruises and tours.....	47	3	13.9	1.9	5.0	1.6	0.8	-0.7
Arrangement of cruises and tours.....	47	31	13.9	1.9	5.0	1.6	0.8	-0.7
Arrangement of cruises and tours.....	47	3101	13.9	1.9	5.0	1.6	0.8	-0.7
Arrangement of cruises and tours.....	47	310101	13.9	1.9	5.0	1.6	0.8	-0.7
Other travel arrangements (partial).....	47	4	6.8	0.0	0.0	0.0	7.7	-0.4
Other travel arrangements (partial).....	47	41	6.8	0.0	0.0	0.0	7.7	-0.4

See footnotes at end of table.

Table 7. Producer price index percentage changes for commodity and service groupings and individual items, not seasonally adjusted — Continued
 [September 2023]

Title	Commodity code		Unadjusted 12-month percent change ¹	Unadjusted 1-month percent change ¹				
	Group code	Item code		Sept. 2022 to Sept. 2023 ^P	Apr. to May	May to June ^P	June to July ^P	July to Aug. ^P
Other travel arrangements (partial).....	47	4101	6.8	0.0	0.0	0.0	7.7	-0.4
Other travel arrangements (partial).....	47	410101	6.8	0.0	0.0	0.0	7.7	-0.4
Selected security services (partial).....	48	—	7.3	2.1	0.1	0.2	2.6	-0.1
Security guard services.....	48	1	7.3	2.1	0.1	0.2	2.6	-0.1
Security guard services.....	48	11	7.3	2.1	0.1	0.2	2.6	-0.1
Security guard services.....	48	1101	7.3	2.1	0.1	0.2	2.6	-0.1
Security guard services.....	48	110101	7.3	2.1	0.1	0.2	2.6	-0.1
Cleaning and building maintenance services (partial).....	49	—	2.0	-0.2	0.0	-0.1	0.0	0.0
Janitorial services.....	49	1	2.0	-0.2	0.0	-0.1	0.0	0.0
Janitorial services.....	49	11	2.0	-0.2	0.0	-0.1	0.0	0.0
Janitorial services.....	49	1101	2.0	-0.2	0.0	-0.1	0.0	0.0
Janitorial services.....	49	110101	2.0	-0.2	0.0	-0.1	0.0	0.0
Waste collection and remediation services (partial).....	50	—	9.7	-0.2	-0.4	-0.1	0.4	0.8
Waste collection.....	50	1	9.7	-0.2	-0.4	-0.1	0.4	0.8
Solid waste collection.....	50	11	9.7	-0.2	-0.4	-0.1	0.4	0.8
Solid waste collection.....	50	1101	9.7	-0.2	-0.4	-0.1	0.4	0.8
Solid waste collection.....	50	110101	9.7	-0.2	-0.4	-0.1	0.4	0.8
Health care services.....	51	—	3.0	0.1	0.0	0.6	0.1	0.1
Outpatient care (partial).....	51	1	2.4	0.1	-0.1	0.6	0.1	0.2
Outpatient care (partial).....	51	11	2.4	0.1	-0.1	0.6	0.1	0.2
Physician care.....	51	1101	0.7	0.1	0.0	0.1	0.0	0.0
Medicare patients: physician care.....	51	110102	-2.5	0.0	0.0	0.0	0.0	0.0
Medicaid patients: physician care.....	51	110103	1.7	0.4	0.3	0.0	0.0	0.0
Private insurance patients: physician care.....	51	110104	1.9	0.0	0.0	0.2	0.0	0.0
All other patients: physician care.....	51	110105	1.2	0.0	0.0	0.0	0.1	0.1
Medical laboratory and diagnostic imaging center care.....	51	1102	0.5	0.1	0.0	0.0	0.1	0.0
Medical laboratory care.....	51	110201	-0.1	0.1	0.0	0.0	0.1	0.0
Medicare patients: medical laboratory care.....	51	1102011	2.6	0.0	0.0	0.0	0.0	0.0
Medicaid patients: medical laboratory care.....	51	1102012	-0.3	0.0	0.0	0.0	0.0	0.0
Private insurance patients: medical laboratory care.....	51	1102013	-0.6	0.0	-0.1	-0.1	0.3	0.0
All other patients: medical laboratory care.....	51	1102014	1.0	0.6	0.0	0.0	0.0	0.0
Diagnostic imaging center care.....	51	110202	1.5	0.0	0.0	0.0	0.0	0.0
Medicare and Medicaid patients: diagnostic imaging center care.....	51	1102021	0.4	0.0	0.0	0.0	0.0	0.0
Private insurance and all other patients: diagnostic imaging center care.....	51	1102024	1.8	0.0	0.0	0.0	0.0	0.0
Home health and hospice care.....	51	1103	6.9	0.0	0.1	0.2	0.7	0.6
Home health and hospice care.....	51	110301	6.9	0.0	0.1	0.2	0.7	0.6
Medicare and Medicaid patients: home health and hospice care.....	51	11030101	5.3	0.0	0.0	0.2	0.6	0.7
Medicare patients: home health and hospice care.....	51	110301011	-0.1	0.0	0.0	0.0	0.0	0.0
Medicaid patients: home health and hospice care.....	51	110301012	9.8	0.0	0.0	0.4	1.0	1.3
Private insurance and all other patients: home health and hospice care.....	51	11030102	9.5	0.0	0.5	0.0	1.1	0.4
Private insurance patients: home health and hospice care.....	51	110301021	7.3	0.0	0.0	0.0	0.0	3.9
All other patients: home health and hospice care.....	51	110301022	11.4	0.0	0.5	0.0	1.2	0.0
Hospital outpatient care.....	51	1104	3.1	0.2	-0.2	1.4	-0.1	0.4
Hospital outpatient care.....	51	110401	3.1	0.2	-0.2	1.4	-0.1	0.4
Hospital outpatient care, general medical & surgical hospitals.....	51	1104011	3.8	0.2	-0.3	1.5	-0.1	0.4
Medicare patients: hospital outpatient care, general medical and surgical hospitals.....	51	11040111	2.0	0.0	0.0	0.0	0.0	0.0
Medicaid patients: hospital outpatient care, general medical and surgical hospitals.....	51	11040112	7.9	0.0	0.0	9.6	0.0	0.0
Private insurance and all other patients: outpatient care, gen. medical and surgical hospitals.....	51	11040113	4.2	0.3	-0.4	1.3	-0.1	0.7
Dental care.....	51	1105	3.0	0.0	0.0	0.0	0.8	0.0
Private insurance patients: dental care.....	51	110502	2.1	0.0	0.0	0.0	0.6	0.0
Private insurance patients: dental visits and consultations.....	51	1105021	1.7	0.0	0.0	0.0	1.2	0.0
Private insurance patients: dental surgical intervention services.....	51	1105022	0.4	0.0	0.0	0.0	0.0	0.0
Private insurance patients: dental non-surgical intervention services.....	51	1105023	3.0	0.0	0.0	0.0	0.4	0.0
Medicare, Medicaid and all other patients: dental care.....	51	110503	4.2	0.0	0.0	0.0	0.9	0.0
Medicare, Medicaid and all other patients: dental visits and consultations.....	51	1105031	-0.1	0.0	0.0	0.0	1.6	0.0
Medicare, Medicaid and all other patients: dental surgical intervention services.....	51	1105032	1.9	0.0	0.0	0.0	0.0	0.0

See footnotes at end of table.

Table 7. Producer price index percentage changes for commodity and service groupings and individual items, not seasonally adjusted — Continued
 [September 2023]

Title	Commodity code		Unadjusted 12-month percent change ¹	Unadjusted 1-month percent change ¹				
	Group code	Item code	Sept. 2022 to Sept. 2023 ^P	Apr. to May	May to June ^P	June to July ^P	July to Aug. ^P	Aug. to Sept. ^P
Medicare and Medicaid and all other patients: dental non-surgical intervention services.....	51	1105033	7.8	0.0	0.0	0.0	0.7	0.0
Inpatient care.....	51	2	4.0	0.2	0.1	0.6	0.0	0.0
Inpatient care.....	51	21	4.0	0.2	0.1	0.6	0.0	0.0
Hospital inpatient care.....	51	2101	3.4	0.2	0.2	0.2	-0.1	0.1
Hospital inpatient care.....	51	210101	3.4	0.2	0.2	0.2	-0.1	0.1
Hospital inpatient care, general medical and surgical hospitals.....	51	2101011	3.5	0.1	0.2	0.1	-0.1	0.1
Medicare patients: hospital inpatient care, general medical and surgical hospitals.....	51	21010111	3.3	0.1	-0.3	0.2	0.0	0.0
Medicaid patients: hospital inpatient care, general medical and surgical hospitals.....	51	21010112	-0.3	0.0	0.0	-2.5	-0.1	0.0
Private insur. & all other patients: hospital inpatient, general medical and surgical hospitals.....	51	21010113	5.1	0.2	0.6	0.9	-0.1	0.3
Private insurance patients: hospital inpatient care, general medical and surgical hospitals.....	51	210101131	4.8	0.2	0.7	1.0	-0.1	0.3
All other patients: hospital inpatient care, general medical and surgical hospitals.....	51	210101132	8.9	0.0	0.0	0.0	0.0	0.0
Hospital inpatient care, psychiatric & substance abuse hospitals.....	51	2101012	3.0	2.1	0.0	0.4	-0.2	0.0
Hospital inpatient care, specialty hospitals.....	51	2101013	0.3	-0.1	0.6	0.4	-0.8	-0.9
Medicare patients: hospital inpatient care, specialty hospitals.....	51	21010131	1.9	0.1	0.0	-0.6	0.0	0.2
Medicaid patients: hospital inpatient care, specialty hospitals.....	51	21010132	-5.0	-0.7	0.1	1.0	-2.2	-4.6
Private insurance and all other patients: hospital inpatient care, specialty hospitals.....	51	21010133	0.8	0.0	1.2	1.1	-1.0	-0.6
Nursing home care.....	51	2102	5.2	-0.1	-0.1	1.6	0.4	-0.4
Nursing home care.....	51	210201	5.2	-0.1	-0.1	1.6	0.4	-0.4
Medicare and Medicaid patients: Nursing home care.....	51	21020101	5.3	-0.1	-0.1	2.1	0.4	-0.7
Medicaid patients: Nursing home care.....	51	210201011	6.9	-0.2	-0.2	3.5	0.7	-1.1
Medicare patients: Nursing home care.....	51	210201012	2.7	0.0	0.0	0.0	0.0	0.0
Private insurance and all other patients: Nursing home care.....	51	21020102	5.4	0.0	-0.1	1.2	0.3	0.0
Private insurance patients: Nursing home care.....	51	210201021	0.6	0.0	0.0	0.9	0.0	0.0
All other patients: Nursing home care.....	51	210201022	6.4	0.0	-0.1	1.3	0.3	0.0
Intellectual and developmental disability center care.....	51	2103	8.4	0.5	-0.1	2.7	0.0	0.1
Intellectual and developmental disability center care.....	51	210301	8.4	0.5	-0.1	2.7	0.0	0.1
Medicaid patients: Intellectual and developmental disability center care.....	51	21030101	4.9	0.6	-0.1	2.3	0.0	0.2
Medicare, private ins. & all other patients: Intellectual & develop. disability center care.....	51	21030102	24.7	0.0	0.0	4.4	0.0	0.0
Sales of blood and blood products, organs, and tissues.....	51	3	4.6	2.0	0.0	0.6	0.0	-0.7
Sales of blood and blood products, organs, and tissues.....	51	31	4.6	2.0	0.0	0.6	0.0	-0.7
Sales of blood and blood products, organs, and tissues.....	51	3101	4.6	2.0	0.0	0.6	0.0	-0.7
Sales of blood and blood products, organs, and tissues.....	51	310101	4.6	2.0	0.0	0.6	0.0	-0.7
Accommodation services.....	53	-	6.1	-2.8	7.1	0.9	-4.5	-1.7
Traveler accommodation services.....	53	1	6.1	-2.8	7.1	0.9	-4.5	-1.7
Traveler accommodation services.....	53	11	6.1	-2.8	7.1	0.9	-4.5	-1.7
Guestroom or unit rental.....	53	1101	6.3	-3.0	7.6	1.0	-4.9	-1.9
Guestroom or unit rental.....	53	110101	6.3	-3.0	7.6	1.0	-4.9	-1.9
Other traveler accommodation services.....	53	1102	3.4	-0.1	0.7	-0.5	0.5	0.4
Other traveler accommodation services.....	53	110201	3.4	-0.1	0.7	-0.5	0.5	0.4
Food and beverage for immediate consumption services (partial).....	54	-	3.4	0.0	0.1	0.2	0.7	0.4
Food and beverage for immediate consumption services (partial).....	54	1	3.4	0.0	0.1	0.2	0.7	0.4
Food and nonalcoholic beverages for immediate consumption (partial).....	54	11	3.4	0.0	0.0	0.2	0.8	0.3
Food and nonalcoholic beverages for immediate consumption (partial).....	54	1101	3.4	0.0	0.0	0.2	0.8	0.3
Food and nonalcoholic beverages for immediate consumption (partial).....	54	110101	3.4	0.0	0.0	0.2	0.8	0.3
Alcoholic beverages for immediate consumption (partial).....	54	12	3.4	-0.2	0.3	0.0	0.1	0.9
Alcoholic beverages for immediate consumption (partial).....	54	1201	3.4	-0.2	0.3	0.0	0.1	0.9
Alcoholic beverages for immediate consumption (partial).....	54	120101	3.4	-0.2	0.3	0.0	0.1	0.9
Repair and maintenance services (partial).....	55	-	6.1	-0.1	0.1	0.4	1.3	0.1
Commercial and industrial machinery and equipment repair and maintenance.....	55	1	7.2	-0.7	0.0	0.9	0.0	2.0
Commercial and industrial machinery and equipment repair and maintenance.....	55	11	7.2	-0.7	0.0	0.9	0.0	2.0
Commercial machinery repair and maintenance.....	55	1101	7.2	-0.7	0.0	0.9	0.0	2.0
Commercial machinery repair and maintenance.....	55	110101	7.2	-0.7	0.0	0.9	0.0	2.0

See footnotes at end of table.

Table 7. Producer price index percentage changes for commodity and service groupings and individual items, not seasonally adjusted — Continued
[September 2023]

Title	Commodity code		Unadjusted 12-month percent change ¹	Unadjusted 1-month percent change ¹				
	Group code	Item code		Sept. 2022 to Sept. 2023 ^P	Apr. to May	May to June ^P	June to July ^P	July to Aug. ^P
Motor vehicle repair and maintenance (partial).....	55	2	5.2	0.3	0.4	-0.2	3.6	-2.3
Motor vehicle repair and maintenance (partial).....	55	21	5.2	0.3	0.4	-0.2	3.6	-2.3
Motor vehicle repair and maintenance (partial).....	55	2101	5.2	0.3	0.4	-0.2	3.6	-2.3
Motor vehicle repair and maintenance (partial).....	55	210101	5.2	0.3	0.4	-0.2	3.6	-2.3
Ship repair and maintenance.....	55	3	7.3	1.3	0.0	0.0	1.2	0.0
Ship repair and maintenance.....	55	31	7.3	1.3	0.0	0.0	1.2	0.0
Ship repair, military.....	55	3101	2.3	0.5	0.0	0.0	0.3	0.0
Ship repair, military.....	55	310101	2.3	0.5	0.0	0.0	0.3	0.0
Ship repair, nonmilitary.....	55	3102	15.9	2.6	0.0	0.0	2.5	0.0
Ship repair, nonmilitary.....	55	310201	15.9	2.6	0.0	0.0	2.5	0.0
Aircraft repair and maintenance.....	55	4	4.9	0.0	0.0	0.4	0.3	0.0
Aircraft repair and maintenance.....	55	41	4.9	0.0	0.0	0.4	0.3	0.0
Aircraft repair and maintenance.....	55	4101	4.9	0.0	0.0	0.4	0.3	0.0
Aircraft repair and maintenance.....	55	410101	4.9	0.0	0.0	0.4	0.3	0.0
Entertainment services (partial).....	56	—	0.6	-0.9	0.0	-0.1	-1.1	0.2
Membership dues and admissions and recreation facility use fees (partial)...	56	1	4.6	-1.7	-0.1	0.5	-1.4	0.0
Membership dues and admissions and recreation facility use fees (partial)...	56	11	4.6	-1.7	-0.1	0.5	-1.4	0.0
Membership dues.....	56	1101	5.6	0.0	0.2	0.2	0.0	0.0
Membership dues, golf courses and country clubs.....	56	110101	8.8	0.0	0.5	0.4	0.0	-0.1
Membership dues, fitness and recreational sports centers.....	56	110102	3.5	0.0	0.0	0.0	0.0	0.0
Admissions and recreational facilities use fees (partial).....	56	1102	3.3	-4.4	-0.5	1.0	-3.6	0.1
Admissions and recreational facilities use fees, golf courses and country clubs.....	56	110201	0.1	-12.1	-0.6	0.1	-0.2	0.0
Admissions and recreational facilities use fees, fitness and recreational sports centers.....	56	110202	8.5	0.0	0.0	1.1	0.0	0.0
Admissions and recreational facilities use fees, amusement and theme parks.....	56	110203	0.6	-1.8	-0.6	1.5	-6.8	0.2
Recreational activity instruction fees (partial).....	56	2	0.3	0.1	0.0	0.2	0.0	0.0
Recreational activity instruction fees (partial).....	56	21	0.3	0.1	0.0	0.2	0.0	0.0
Recreational activity instruction fees (partial).....	56	2101	0.3	0.1	0.0	0.2	0.0	0.0
Recreational activity instruction fees (partial).....	56	210101	0.3	0.1	0.0	0.2	0.0	0.0
Gaming receipts (partial).....	56	3	-4.3	0.2	0.0	-1.0	-0.7	0.6
Gaming receipts (partial).....	56	31	-4.3	0.2	0.0	-1.0	-0.7	0.6
Gaming receipts (partial).....	56	3101	-4.3	0.2	0.0	-1.0	-0.7	0.6
Gaming receipts (partial).....	56	310101	-4.3	0.2	0.0	-1.0	-0.7	0.6
Wholesale trade services.....	57	—	4.4	0.1	-1.3	3.7	-0.4	0.8
Machinery and equipment and parts and supplies wholesaling.....	57	1	8.5	2.6	-2.7	3.7	1.1	2.8
Machinery and equipment and parts and supplies wholesaling.....	57	11	8.5	2.6	-2.7	3.7	1.1	2.8
Parts and supplies for machinery and equipment wholesaling.....	57	1102	9.1	2.9	-1.7	0.5	2.3	1.7
Parts and supplies for machinery and equipment wholesaling.....	57	110201	9.1	2.9	-1.7	0.5	2.3	1.7
Machinery and vehicle wholesaling.....	57	1103	8.0	2.7	-4.0	7.3	0.5	2.8
Machinery and vehicle wholesaling.....	57	110301	8.0	2.7	-4.0	7.3	0.5	2.8
Professional and commercial equipment wholesaling.....	57	1104	14.2	1.1	-0.6	-1.0	0.4	6.4
Professional and commercial equipment wholesaling.....	57	110401	14.2	1.1	-0.6	-1.0	0.4	6.4
Furnishings wholesaling.....	57	2	-4.7	-6.9	0.9	0.4	0.1	-0.9
Furnishings wholesaling.....	57	21	-4.7	-6.9	0.9	0.4	0.1	-0.9
Furnishings wholesaling.....	57	2101	-4.7	-6.9	0.9	0.4	0.1	-0.9
Furnishings wholesaling.....	57	210101	-4.7	-6.9	0.9	0.4	0.1	-0.9
Building materials, paint, and hardware wholesaling.....	57	3	-7.3	-0.3	0.4	-0.8	0.4	-0.4
Building materials, paint, and hardware wholesaling.....	57	31	-7.3	-0.3	0.4	-0.8	0.4	-0.4
Building materials, paint, and hardware wholesaling.....	57	3101	-7.3	-0.3	0.4	-0.8	0.4	-0.4
Building materials, paint, and hardware wholesaling.....	57	310101	-7.3	-0.3	0.4	-0.8	0.4	-0.4
Metals, minerals, and ores wholesaling.....	57	4	-4.3	-9.8	-1.7	-3.3	-6.7	-2.3
Metals, minerals, and ores wholesaling.....	57	41	-4.3	-9.8	-1.7	-3.3	-6.7	-2.3
Metals, minerals, and ores wholesaling.....	57	4101	-4.3	-9.8	-1.7	-3.3	-6.7	-2.3
Metals, minerals, and ores wholesaling.....	57	410101	-4.3	-9.8	-1.7	-3.3	-6.7	-2.3
Chemicals and allied products wholesaling.....	57	5	-5.0	-2.9	-5.0	8.3	-3.0	0.4
Chemicals and allied products wholesaling.....	57	51	-5.0	-2.9	-5.0	8.3	-3.0	0.4

See footnotes at end of table.

Table 7. Producer price index percentage changes for commodity and service groupings and individual items, not seasonally adjusted — Continued
 [September 2023]

Title	Commodity code		Unadjusted 12-month percent change ¹	Unadjusted 1-month percent change ¹				
	Group code	Item code		Sept. 2022 to Sept. 2023 ^P	Apr. to May	May to June ^P	June to July ^P	July to Aug. ^P
Chemicals and allied products wholesaling.....	57	5101	-5.0	-2.9	-5.0	8.3	-3.0	0.4
Chemicals and allied products wholesaling.....	57	510101	-5.0	-2.9	-5.0	8.3	-3.0	0.4
Paper and plastics products wholesaling.....	57	6	1.0	0.2	-0.6	-1.8	3.0	-0.1
Paper and plastics products wholesaling.....	57	61	1.0	0.2	-0.6	-1.8	3.0	-0.1
Paper and plastics products wholesaling.....	57	6101	1.0	0.2	-0.6	-1.8	3.0	-0.1
Paper and plastics products wholesaling.....	57	610101	1.0	0.2	-0.6	-1.8	3.0	-0.1
Apparel wholesaling.....	57	7	12.7	-5.4	3.1	-2.3	5.9	4.8
Apparel wholesaling.....	57	71	12.7	-5.4	3.1	-2.3	5.9	4.8
Apparel wholesaling.....	57	7101	12.7	-5.4	3.1	-2.3	5.9	4.8
Apparel wholesaling.....	57	710101	12.7	-5.4	3.1	-2.3	5.9	4.8
Food and alcohol wholesaling.....	57	8	5.1	2.2	-2.1	3.8	-1.1	-0.3
Food and alcohol wholesaling.....	57	81	5.1	2.2	-2.1	3.8	-1.1	-0.3
Food wholesaling.....	57	8101	5.3	2.5	-2.3	4.3	-1.2	-0.3
Food wholesaling.....	57	810101	5.3	2.5	-2.3	4.3	-1.2	-0.3
Alcohol wholesaling.....	57	8102	2.3	-0.3	-0.4	0.1	0.0	0.2
Alcohol wholesaling.....	57	810201	2.3	-0.3	-0.4	0.1	0.0	0.2
Other commodities wholesaling.....	57	9	5.8	-0.7	2.5	5.4	-1.2	-0.9
Other commodities wholesaling.....	57	91	5.8	-0.7	2.5	5.4	-1.2	-0.9
Other commodities wholesaling.....	57	9101	5.8	-0.7	2.5	5.4	-1.2	-0.9
Other commodities wholesaling.....	57	910101	5.8	-0.7	2.5	5.4	-1.2	-0.9
Retail trade services.....	58	—	-0.9	0.2	-0.4	-1.4	1.0	0.5
Food and alcohol retailing.....	58	1	5.1	0.8	0.4	-1.6	0.9	-0.4
Food and alcohol retailing.....	58	11	5.1	0.8	0.4	-1.6	0.9	-0.4
Food retailing.....	58	1102	5.3	1.1	0.3	-1.5	1.0	-0.4
Food retailing.....	58	110201	5.3	1.1	0.3	-1.5	1.0	-0.4
Alcohol retailing.....	58	1103	4.7	-1.0	0.9	-1.9	0.4	-0.1
Alcohol retailing.....	58	110301	4.7	-1.0	0.9	-1.9	0.4	-0.1
Health and beauty care retailing, including optical goods.....	58	2	9.4	1.6	-0.6	0.4	0.4	2.2
Health and beauty care retailing, including optical goods.....	58	21	9.4	1.6	-0.6	0.4	0.4	2.2
Health and beauty care retailing, including optical goods.....	58	2101	9.4	1.6	-0.6	0.4	0.4	2.2
Health and beauty care retailing, including optical goods.....	58	210101	9.4	1.6	-0.6	0.4	0.4	2.2
Apparel, jewelry, footwear, and accessories retailing.....	58	3	1.6	1.4	-3.8	-2.2	4.0	2.5
Apparel, jewelry, footwear, and accessories retailing.....	58	31	1.6	1.4	-3.8	-2.2	4.0	2.5
Apparel, footwear, and accessories retailing.....	58	3101	-0.2	1.5	-4.4	-2.8	4.8	2.8
Apparel, footwear, and accessories retailing.....	58	310101	-0.2	1.5	-4.4	-2.8	4.8	2.8
Jewelry retailing.....	58	3102	11.3	0.8	0.2	1.4	-0.8	0.3
Jewelry retailing.....	58	310201	11.3	0.8	0.2	1.4	-0.8	0.3
Computer hardware, software, and supplies retailing.....	58	4	-20.5	-0.6	-1.7	-0.2	-0.3	3.1
Computer hardware, software, and supplies retailing.....	58	41	-20.5	-0.6	-1.7	-0.2	-0.3	3.1
Computer hardware, software, and supplies retailing.....	58	4101	-20.5	-0.6	-1.7	-0.2	-0.3	3.1
Computer hardware, software, and supplies retailing.....	58	410101	-20.5	-0.6	-1.7	-0.2	-0.3	3.1
TV, video, and photographic equipment and supplies retailing.....	58	5	7.1	-10.9	17.7	-4.2	-3.2	8.7
TV, video, and photographic equipment and supplies retailing.....	58	51	7.1	-10.9	17.7	-4.2	-3.2	8.7
TV, video, and photographic equipment and supplies retailing.....	58	5101	7.1	-10.9	17.7	-4.2	-3.2	8.7
TV, video, and photographic equipment and supplies retailing.....	58	510101	7.1	-10.9	17.7	-4.2	-3.2	8.7
Automobiles and automobile parts retailing.....	58	6	-19.9	-3.9	-0.1	-1.8	0.0	-0.9
Automobiles and automobile parts retailing.....	58	61	-19.9	-3.9	-0.1	-1.8	0.0	-0.9
Automobile retailing (Partial).....	58	6101	-27.5	-5.6	-0.5	-2.6	-0.3	-1.4
Automobile retailing (Partial).....	58	610101	-27.5	-5.6	-0.5	-2.6	-0.3	-1.4
Automotive parts, including tires, retailing.....	58	6102	1.8	1.3	0.9	0.5	0.9	0.7
Automotive parts, including tires, retailing.....	58	610201	1.8	1.3	0.9	0.5	0.9	0.7
RVs, trailers, and campers retailing.....	58	8	-15.9	6.8	-3.7	1.7	-6.4	0.3
RVs, trailers, and campers retailing.....	58	81	-15.9	6.8	-3.7	1.7	-6.4	0.3
RVs, trailers, and campers retailing.....	58	8101	-15.9	6.8	-3.7	1.7	-6.4	0.3
RVs, trailers, and campers retailing.....	58	810101	-15.9	6.8	-3.7	1.7	-6.4	0.3
Sporting goods, including boats, retailing.....	58	9	-2.8	-2.2	-1.3	-1.3	3.4	-1.9
Sporting goods, including boats, retailing.....	58	91	-2.8	-2.2	-1.3	-1.3	3.4	-1.9

See footnotes at end of table.

Table 7. Producer price index percentage changes for commodity and service groupings and individual items, not seasonally adjusted — Continued
[September 2023]

Title	Commodity code		Unadjusted 12-month percent change ¹	Unadjusted 1-month percent change ¹				
	Group code	Item code		Sept. 2022 to Sept. 2023 ^P	Apr. to May	May to June ^P	June to July ^P	July to Aug. ^P
Sporting goods, including boats, retailing.....	58	9101	-2.8	-2.2	-1.3	-1.3	3.4	-1.9
Sporting goods, including boats, retailing.....	58	910101	-2.8	-2.2	-1.3	-1.3	3.4	-1.9
Lawn, garden, and farm equipment and supplies retailing.....	58	A	10.4	-1.1	0.2	2.5	-0.1	1.7
Lawn, garden, and farm equipment and supplies retailing.....	58	A1	10.4	-1.1	0.2	2.5	-0.1	1.7
Lawn, garden, and farm equipment and supplies retailing.....	58	A101	10.4	-1.1	0.2	2.5	-0.1	1.7
Lawn, garden, and farm equipment and supplies retailing.....	58	A10101	10.4	-1.1	0.2	2.5	-0.1	1.7
Furniture retailing.....	58	B	4.7	0.9	2.7	-2.8	-3.2	1.1
Furniture retailing.....	58	B1	4.7	0.9	2.7	-2.8	-3.2	1.1
Furniture retailing.....	58	B101	4.7	0.9	2.7	-2.8	-3.2	1.1
Furniture retailing.....	58	B10101	4.7	0.9	2.7	-2.8	-3.2	1.1
Flooring and floor coverings retailing.....	58	C	0.8	-0.8	1.5	-0.4	-1.4	0.0
Flooring and floor coverings retailing.....	58	C1	0.8	-0.8	1.5	-0.4	-1.4	0.0
Flooring and floor coverings retailing.....	58	C101	0.8	-0.8	1.5	-0.4	-1.4	0.0
Flooring and floor coverings retailing.....	58	C10101	0.8	-0.8	1.5	-0.4	-1.4	0.0
Hardware and building materials and supplies retailing.....	58	D	7.2	-0.5	1.7	5.1	1.0	2.8
Hardware and building materials and supplies retailing.....	58	D1	7.2	-0.5	1.7	5.1	1.0	2.8
Hardware and building materials and supplies retailing.....	58	D101	7.2	-0.5	1.7	5.1	1.0	2.8
Hardware and building materials and supplies retailing.....	58	D10101	7.2	-0.5	1.7	5.1	1.0	2.8
Major household appliance retailing.....	58	E	10.3	-4.2	-1.6	-2.0	3.7	2.3
Major household appliance retailing.....	58	E1	10.3	-4.2	-1.6	-2.0	3.7	2.3
Major household appliance retailing.....	58	E101	10.3	-4.2	-1.6	-2.0	3.7	2.3
Major household appliance retailing.....	58	E10101	10.3	-4.2	-1.6	-2.0	3.7	2.3
Fuels and lubricants retailing.....	58	F	-13.5	11.5	-3.3	-9.2	5.4	-4.9
Fuels and lubricants retailing.....	58	F1	-13.5	11.5	-3.3	-9.2	5.4	-4.9
Automotive fuels and lubricants retailing.....	58	F101	-13.7	12.1	-2.0	-9.1	6.9	-3.4
Automotive fuels and lubricants retailing.....	58	F10101	-13.7	12.1	-2.0	-9.1	6.9	-3.4
Household fuels retailing.....	58	F102	-14.9	8.6	-9.0	-9.7	-2.2	-12.6
Household fuels retailing.....	58	F10201	-14.9	8.6	-9.0	-9.7	-2.2	-12.6
Cleaning supplies and paper products retailing.....	58	G	15.2	-1.9	3.6	-3.7	4.1	1.3
Cleaning supplies and paper products retailing.....	58	G1	15.2	-1.9	3.6	-3.7	4.1	1.3
Cleaning supplies and paper products retailing.....	58	G101	15.2	-1.9	3.6	-3.7	4.1	1.3
Cleaning supplies and paper products retailing.....	58	G10101	15.2	-1.9	3.6	-3.7	4.1	1.3
Book retailing.....	58	H	-1.2	0.3	0.5	0.9	-0.6	0.5
Book retailing.....	58	H1	-1.2	0.3	0.5	0.9	-0.6	0.5
Book retailing.....	58	H101	-1.2	0.3	0.5	0.9	-0.6	0.5
Book retailing.....	58	H10101	-1.2	0.3	0.5	0.9	-0.6	0.5
Other merchandise retailing (partial).....	58	I	1.9	-1.5	0.3	-1.5	1.4	0.2
Other merchandise retailing (partial).....	58	I1	1.9	-1.5	0.3	-1.5	1.4	0.2
Other merchandise retailing (partial).....	58	I101	1.9	-1.5	0.3	-1.5	1.4	0.2
Other merchandise retailing (partial).....	58	I10101	1.9	-1.5	0.3	-1.5	1.4	0.2
Metal treatment services.....	59	—	5.0	1.1	-0.3	1.0	0.2	-0.4
Metal treatment services.....	59	1	5.0	1.1	-0.3	1.0	0.2	-0.4
Metal treatment services.....	59	11	5.0	1.1	-0.3	1.0	0.2	-0.4
Metal plating and polishing.....	59	1101	7.5	2.7	0.9	-0.4	0.0	0.0
Metal plating and polishing.....	59	110111	7.5	2.7	0.9	-0.4	0.0	0.0
Metal coating and allied services.....	59	1102	1.0	0.7	-1.0	1.1	0.4	-0.8
Metal coating and allied services.....	59	110222	1.0	0.7	-1.0	1.1	0.4	-0.8
Metal heat treating.....	59	1103	11.7	0.0	0.0	2.4	0.0	0.0
Metal heat treating.....	59	110349	11.7	0.0	0.0	2.4	0.0	0.0
Mining services.....	60	—	2.1	-0.5	-0.1	0.0	0.4	-0.1
Mining services.....	60	1	2.1	-0.5	-0.1	0.0	0.4	-0.1
Mining services.....	60	11	2.1	-0.5	-0.1	0.0	0.4	-0.1
Support activities for coal mining.....	60	1102	6.4	-0.1	0.5	0.0	1.4	0.1
Support activities for coal mining.....	60	110201	6.4	-0.1	0.5	0.0	1.4	0.1
Drilling oil and gas wells services.....	60	1103	3.2	-0.9	-1.2	-0.6	4.5	0.0
Drilling oil and gas wells services.....	60	110301	3.2	-0.9	-1.2	-0.6	4.5	0.0
Support activities for oil and gas operations.....	60	1104	1.6	-0.4	0.3	0.3	-1.0	-0.1

See footnotes at end of table.

Table 7. Producer price index percentage changes for commodity and service groupings and individual items, not seasonally adjusted — Continued
[September 2023]

Title	Commodity code		Unadjusted 12-month percent change ¹	Unadjusted 1-month percent change ¹				
	Group code	Item code		Sept. 2022 to Sept. 2023 ^P	Apr. to May	May to June ^P	June to July ^P	July to Aug. ^P
Support activities for oil and gas operations.....	60	110401	1.6	-0.4	0.3	0.3	-1.0	-0.1
Metal and nonmetallic minerals mining services.....	60	1106	—	—	0.0	0.0	0.0	0.0
Metal and nonmetallic minerals mining services.....	60	110601	—	—	0.0	0.0	0.0	0.0
Metal mining services.....	60	1106011	—	0.0	—	—	—	—
Contract work on textile products, apparel, and leather.....	61	—	5.4	-0.2	0.1	-0.1	-0.2	0.0
Contract work on textile products and apparel.....	61	1	5.5	-0.2	0.1	-0.1	-0.2	0.0
Contract work on textile products and apparel.....	61	11	5.5	-0.2	0.1	-0.1	-0.2	0.0
Contract work on textile products.....	61	1102	6.0	0.0	0.1	-0.3	-0.3	0.0
Commission finishing of broadwoven fabrics.....	61	110201	6.4	0.0	0.1	-0.3	-0.3	0.0
Commission finishing of cotton broadwoven fabrics.....	61	1102011	6.8	-0.1	0.0	-0.1	-0.2	-0.2
Other commission finishing of broadwoven fabrics (excl. cotton & wool).....	61	1102012	6.8	0.0	0.1	-0.3	-0.3	0.1
Commission knit or knit & finishing of weft & warp knit fabric.....	61	110204	-0.1	0.5	0.0	-0.2	0.0	0.2
Contract work on apparel.....	61	1103	5.2	0.1	0.0	0.2	0.0	0.0
Contract work on women's, girls' and infants' apparel.....	61	11031	—	0.0	0.0	0.0	—	—
Contract work on men's and boys' (including unisex) apparel.....	61	11032	7.7	0.2	0.0	0.4	0.0	0.0
Contract work on men's and boys' pants, work apparel, and other outerwear.....	61	110321	9.8	0.0	0.0	0.0	0.0	0.0
Contract work on men's and boys' shirts, tailored suits/coats/jackets, & underwear/nightwear.....	61	110323	—	0.5	0.0	0.9	—	—
Contract & commission receipts for tanning or finishing leather owned by others.....	61	2	1.1	0.0	0.0	0.0	0.0	0.0
Contract & commission receipts for tanning or finishing leather owned by others.....	61	21	1.1	0.0	0.0	0.0	0.0	0.0
Contract and commission receipts for tanning or finishing leather owned by others.....	61	2101	1.1	0.0	0.0	0.0	0.0	0.0
Contract and commission receipts for tanning or finishing leather owned by others.....	61	210101	1.1	0.0	0.0	0.0	0.0	0.0
Construction (partial).....	80	—	3.5	0.2	0.0	-1.1	0.1	0.1
New nonresidential building construction.....	80	1	3.8	0.1	0.0	-1.2	0.1	0.1
New nonresidential building construction.....	80	11	3.8	0.1	0.0	-1.2	0.1	0.1
New warehouse building construction.....	80	1101	1.3	0.4	0.2	-0.7	0.2	0.0
New warehouse building construction.....	80	110101	1.3	0.4	0.2	-0.7	0.2	0.0
New school building construction.....	80	1102	3.4	0.0	0.0	-1.1	0.1	0.0
New school building construction.....	80	110201	3.4	0.0	0.0	-1.1	0.1	0.0
New office building construction.....	80	1103	5.4	0.1	0.0	-1.8	0.2	-0.2
New office building construction.....	80	110301	5.4	0.1	0.0	-1.8	0.2	-0.2
New industrial building construction.....	80	1104	3.3	0.0	0.2	-1.5	0.1	0.8
New industrial building construction.....	80	110401	3.3	0.0	0.2	-1.5	0.1	0.8
New health care building construction.....	80	1105	4.3	0.0	-0.1	-0.8	0.1	0.0
New health care building construction.....	80	110501	4.3	0.0	-0.1	-0.8	0.1	0.0
Maintenance and repair of nonresidential buildings (partial).....	80	2	3.9	1.4	0.1	0.1	0.1	0.0
Maintenance and repair of nonresidential buildings (partial).....	80	21	3.9	1.4	0.1	0.1	0.1	0.0
Maintenance and repair of nonresidential buildings (partial).....	80	2101	3.9	1.4	0.1	0.1	0.1	0.0
Maintenance and repair of nonresidential buildings (partial).....	80	210101	3.9	1.4	0.1	0.1	0.1	0.0

¹ All indexes are subject to revision for 4 months after their originally scheduled publication to incorporate late reports and corrections by survey respondents.

² Due to incomplete coverage of the services sector, some services indexes in this table reflect only a portion of their wherever-provided output. These indexes are flagged using the term "partial" at the end of their titles. For more information regarding wherever-provided services indexes, go to <https://www.bls.gov/ppi/wepnotice.htm>. This webpage includes methodology documentation, a table identifying missing coverage areas for those indexes with incomplete coverage, and a concordance table between wherever-provided services indexes and Census product codes.

^P Preliminary

"—" Data not available.

Table 8. Producer price indexes and percentage changes for selected commodity and service groupings and individual items, seasonally adjusted
 [September 2023, Index base 1982=100, unless otherwise indicated]

Title	Commodity code		Other index base	Seasonally adjusted index ¹					Seasonally adjusted 1-month percent change ¹		
	Group code	Item code		May 2023	June 2023 ^P	July 2023 ^P	Aug. 2023 ^P	Sept. 2023 ^P	June to July ^P	July to Aug. ^P	Aug. to Sept. ^P
Goods											
Fruits & melons, fresh/dry vegs. & nuts.....	01	1		-	-	-	-	-	-	-	-
Fresh fruits and melons.....	01	11		-	-	-	-	-	-	-	-
Citrus fruits.....	01	1101		342.992	318.946	343.376	347.296	366.068	7.7	1.1	5.4
Other fruits and berries.....	01	1102		-	-	-	-	-	-	-	-
Melons.....			12/91	-	-	-	-	-	-	-	-
Fresh and dry vegetables.....	01	13		-	-	-	-	-	-	-	-
Dry vegetables.....	01	1301		225.712	219.465	219.246	229.485	240.897	-0.1	4.7	5.0
Fresh vegetables, except potatoes.....	01	1302		-	-	-	-	-	-	-	-
Sweet potatoes.....	01	1303		151.384	157.889	149.495	144.116	136.610	-5.3	-3.6	-5.2
Potatoes.....	01	1306	12/11	249.073	243.775	239.274	161.335	120.349	-1.8	-32.6	-25.4
Tree nuts.....				-	-	-	-	-	-	-	-
Tree nuts.....				-	-	-	-	-	-	-	-
Grains.....	01	2		243.757	248.497	226.905	220.668	208.212	-8.7	-2.7	-5.6
Wheat.....	01	21		-	-	-	-	-	-	-	-
Wheat.....	01	2101		-	-	-	-	-	-	-	-
Other grains.....	01	22		251.082	258.983	230.723	226.077	212.398	-10.9	-2.0	-6.1
Barley.....	01	2201		-	-	-	-	-	-	-	-
Corn.....	01	2202		245.012	253.301	226.272	221.802	208.052	-10.7	-2.0	-6.2
Oats.....	01	2203		-	-	-	-	-	-	-	-
Sorghum.....	01	2205	12/91	-	-	-	-	-	-	-	-
Rough rice.....			12/91	-	-	-	-	-	-	-	-
Rough rice.....			12/91	-	-	-	-	-	-	-	-
Livestock.....	01	3		211.989	229.500	236.639	238.465	244.243	3.1	0.8	2.4
Slaughter cattle.....	01	31		255.822	271.287	277.825	282.240	287.024	2.4	1.6	1.7
Slaughter steers and heifers.....	01	3101		262.204	284.021	285.762	291.392	293.274	0.6	2.0	0.6
Slaughter cows and bulls.....	01	3102		199.121	200.648	222.437	221.981	237.692	10.9	-0.2	7.1
Slaughter vealers.....	01	3103		97.101	95.841	96.053	97.154	98.414	0.2	1.1	1.3
Slaughter hogs.....	01	32		90.270	101.304	109.888	107.205	106.688	8.5	-2.4	-0.5
Slaughter barrows and gilts.....	01	3201		90.854	101.889	109.798	105.893	106.029	7.8	-3.6	0.1
Slaughter sows.....	01	3202		-	-	-	-	-	-	-	-
Slaughter lambs.....	01	33		349.441	362.821	359.986	380.722	401.071	-0.8	5.8	5.3
Slaughter lambs.....	01	3301		349.441	362.821	359.986	380.722	401.071	-0.8	5.8	5.3
Feeder and replacement cattle.....			09/21	-	-	-	-	-	-	-	-
Feeder and replacement cattle.....			09/21	-	-	-	-	-	-	-	-
Slaughter poultry.....	01	4		351.722	345.251	320.445	317.683	352.196	-7.2	-0.9	10.9
Slaughter chickens.....	01	41		355.887	353.885	328.627	331.381	376.100	-7.1	0.8	13.5
Broilers and other meat type chickens.....	01	4102		360.839	358.809	333.200	335.992	381.333	-7.1	0.8	13.5
Slaughter turkeys.....	01	42		347.726	318.167	291.740	261.294	250.739	-8.3	-10.4	-4.0
Slaughter turkeys.....	01	4201		347.726	318.167	291.740	261.294	250.739	-8.3	-10.4	-4.0
Slaughter ducks.....	01	43	12/91	-	-	-	-	-	-	-	-
Slaughter ducks.....	01	4301	12/91	-	-	-	-	-	-	-	-
Raw cotton.....	01	5		-	-	-	-	-	-	-	-
Raw cotton.....	01	51		-	-	-	-	-	-	-	-
Raw cotton.....	01	5101		-	-	-	-	-	-	-	-
Raw milk.....	01	6		146.589	137.360	136.800	155.995	175.329	-0.4	14.0	12.4
Raw milk.....	01	61		147.182	137.916	137.353	156.626	176.038	-0.4	14.0	12.4
Raw milk.....	01	6101		147.182	137.916	137.353	156.626	176.038	-0.4	14.0	12.4
Chicken eggs.....	01	7		-	-	-	-	-	-	-	-
Chicken eggs.....	01	71		-	-	-	-	-	-	-	-
Eggs for fresh use.....	01	7107	12/91	-	-	-	-	-	-	-	-
Breaker stock and checks and undergrades.....	01	7108	12/91	-	-	-	-	-	-	-	-
Hay, hayseeds, and oilseeds.....	01	8		291.928	276.240	297.365	278.540	290.761	7.6	-6.3	4.4
Hay and hayseeds.....	01	81		-	-	-	-	-	-	-	-
Hay and hayseeds.....	01	8101		-	-	-	-	-	-	-	-
Oilseeds.....	01	83		260.912	242.823	264.657	253.217	263.960	9.0	-4.3	4.2
Oilseeds.....	01	8301		260.912	242.823	264.657	253.217	263.960	9.0	-4.3	4.2
Cereal and bakery products.....	02	1		331.828	331.709	331.051	330.966	331.961	-0.2	0.0	0.3
Bakery products.....	02	11		-	-	-	-	-	-	-	-
Bread (white, wheat, rye, etc.), including frozen.....			06/06	-	-	-	-	-	-	-	-
Rolls (bread-type), muffins, bagels, and croissants.....	02	1105		-	-	-	-	-	-	-	-
Other sweet goods, excluding frozen.....				-	-	-	-	-	-	-	-
Soft cakes, excluding frozen.....	02	1108		-	-	-	-	-	-	-	-
Cookies, crackers, and related products.....	02	1121		-	-	-	-	-	-	-	-

See footnotes at end of table.

Table 8. Producer price indexes and percentage changes for selected commodity and service groupings and individual items, seasonally adjusted — Continued
 [September 2023, Index base 1982=100, unless otherwise indicated]

Title	Commodity code		Other index base	Seasonally adjusted index ¹					Seasonally adjusted 1-month percent change ¹		
	Group code	Item code		May 2023	June 2023 ^P	July 2023 ^P	Aug. 2023 ^P	Sept. 2023 ^P	June to July ^P	July to Aug. ^P	Aug. to Sept. ^P
Retail bakery products, excluding retail trade.....	02	1130	06/14	159.763	159.284	158.999	158.255	160.319	-0.2	-0.5	1.3
Flour and flour base mixes and doughs.....	02	12		-	-	-	-	-	-	-	-
Wheat flour.....	02	1203		-	-	-	-	-	-	-	-
Flour base mixes and doughs.....	02	1204		-	-	-	-	-	-	-	-
Milled rice and byproducts.....	02	13		-	-	-	-	-	-	-	-
Head rice.....	02	1301		-	-	-	-	-	-	-	-
Milled rice (incl second heads, screenings, brewers, bran, sharps, rice flour, and byproducts).....	02	1302	06/84	-	-	-	-	-	-	-	-
Cereal and pasta products.....	02	14		319.619	320.850	318.908	319.842	317.913	-0.6	0.3	-0.6
Dry macaroni, spaghetti, and egg noodle products, made from purchased flour.....	02	1402	06/85	-	-	-	-	-	-	-	-
Cereal and mill products, other than flour.....	02	1409	06/85	302.338	303.746	302.807	303.875	301.670	-0.3	0.4	-0.7
Meats, poultry, and fish.....	02	2		224.852	225.531	230.721	227.988	235.347	2.3	-1.2	3.2
Meats.....	02	21		227.261	229.298	240.363	235.253	239.676	4.8	-2.1	1.9
Beef and veal products, fresh or frozen.....	02	2101		286.677	292.627	301.399	287.685	296.039	3.0	-4.6	2.9
Lamb/mutton, fresh or frozen, not canned or made into sausage, made in slaughtering plants.....	02	2103		-	-	-	-	-	-	-	-
Pork products, fresh, frozen, or processed, except sausage.....	02	2104		148.856	148.192	163.980	165.618	169.513	10.7	1.0	2.4
Other meats, fresh, frozen, or canned.....	02	2105		221.016	221.685	229.077	226.252	226.794	3.3	-1.2	0.2
Processed poultry.....	02	22		173.726	173.243	168.144	169.906	183.736	-2.9	1.0	8.1
Young chickens, including bulk, chilled, frozen, whole, and in parts.....	02	2203		187.097	186.905	183.943	184.969	204.965	-1.6	0.6	10.8
Turkeys, including frozen, whole, and in parts.....	02	2206		-	-	-	-	-	-	-	-
Canned, cooked, smoked or prepared poultry.....	02	2208		-	-	-	-	-	-	-	-
Chicken hens and other poultry/small game.....			12/90	-	-	-	-	-	-	-	-
Unprocessed and prepared seafood.....	02	23		433.994	425.651	428.340	424.591	417.996	0.6	-0.9	-1.6
Unprocessed finfish.....	02	2301		-	-	-	-	-	-	-	-
Unprocessed shellfish.....	02	2305	12/91	282.450	295.929	276.001	279.771	266.115	-6.7	1.4	-4.9
Prepared fresh and frozen seafood.....			12/11	-	-	-	-	-	-	-	-
Dairy products.....	02	3		227.920	222.973	219.787	224.818	227.689	-1.4	2.3	1.3
Fluid milk products.....	02	31		-	-	-	-	-	-	-	-
Packaged fluid milk and related products.....	02	3103	12/82	-	-	-	-	-	-	-	-
Cottage cheese.....	02	3104	12/82	-	-	-	-	-	-	-	-
Other milk products.....	02	3105	12/82	-	-	-	-	-	-	-	-
Bulk fluid milk and cream.....	02	3106	12/91	-	-	-	-	-	-	-	-
Butter.....	02	32		-	-	-	-	-	-	-	-
Butter.....	02	3201		-	-	-	-	-	-	-	-
Natural, processed, and imitation cheese.....	02	33		184.038	179.208	174.391	185.539	186.323	-2.7	6.4	0.4
Natural cheese, except cottage cheese.....	02	3302		175.503	170.259	166.558	176.750	177.196	-2.2	6.1	0.3
Processed cheese and related products.....	02	3303		-	-	-	-	-	-	-	-
Cheese substitutes and imitations.....			06/88	-	-	-	-	-	-	-	-
Raw liquid whey.....			12/04	-	-	-	-	-	-	-	-
Ice cream and frozen desserts.....	02	34		-	-	-	-	-	-	-	-
Ice cream and frozen desserts.....			06/83	-	-	-	-	-	-	-	-
Dry, condensed, and evaporated milk products.....	02	35		-	-	-	-	-	-	-	-
Dry milk products, including feed grade.....	02	3502	12/83	-	-	-	-	-	-	-	-
Liquid milk products.....			12/83	-	-	-	-	-	-	-	-
Ice cream mixes and related products.....			06/02	-	-	-	-	-	-	-	-
Processed fruits and vegetables.....	02	4		-	-	-	-	-	-	-	-
Canned fruits and juices.....	02	41		-	-	-	-	-	-	-	-
Canned fruits, excluding baby foods.....	02	4101		-	-	-	-	-	-	-	-
Canned and fresh fruit juices, nectars, and concentrates.....	02	4102		-	-	-	-	-	-	-	-
Frozen fruits, juices and ades.....	02	42		-	-	-	-	-	-	-	-
Frozen fruits.....	02	4202		-	-	-	-	-	-	-	-
Canned vegetables and juices.....	02	44		-	-	-	-	-	-	-	-
Canned vegetables and juices.....	02	4401		-	-	-	-	-	-	-	-
Frozen vegetables.....	02	45		-	-	-	-	-	-	-	-
Frozen potato products (French-fried, patties, puffs, etc.).....	02	4502	12/90	301.959	325.063	328.353	330.309	350.445	1.0	0.6	6.1
Frozen vegetables, other than potato products.....	02	4505	12/90	-	-	-	-	-	-	-	-
Dried and dehydrated food.....			12/03	-	-	-	-	-	-	-	-
Dried and dehydrated food.....			12/03	-	-	-	-	-	-	-	-
Sugar and confectionery.....	02	5		-	-	-	-	-	-	-	-
Raw cane sugar and sugar cane mill products and byproducts.....				-	-	-	-	-	-	-	-
Raw cane sugar and sugarcane mill products and byproducts.....	02	5201		-	-	-	-	-	-	-	-
Refined sugar products and byproducts.....				-	-	-	-	-	-	-	-
Refined sugar products and byproducts.....			12/02	-	-	-	-	-	-	-	-
Confectionery materials.....	02	54		-	-	-	-	-	-	-	-
Confectionery materials.....	02	5401		-	-	-	-	-	-	-	-
Confectionery end products.....	02	55		-	-	-	-	-	-	-	-

See footnotes at end of table.

Table 8. Producer price indexes and percentage changes for selected commodity and service groupings and individual items, seasonally adjusted — Continued
 [September 2023, Index base 1982=100, unless otherwise indicated]

Title	Commodity code		Other index base	Seasonally adjusted index ¹					Seasonally adjusted 1-month percent change ¹		
	Group code	Item code		May 2023	June 2023 ^P	July 2023 ^P	Aug. 2023 ^P	Sept. 2023 ^P	June to July ^P	July to Aug. ^P	Aug. to Sept. ^P
Candy and nuts.....			06/83	-	-	-	-	-	-	-	-
Beverages and beverage materials.....	02	6		251.849	252.060	250.706	253.718	253.428	-0.5	1.2	-0.1
Alcoholic beverages.....	02	61		218.526	217.487	217.757	218.203	219.193	0.1	0.2	0.5
Malt beverages.....	02	6101		229.322	229.129	229.530	229.710	230.743	0.2	0.1	0.4
Distilled and bottled liquor, excluding brandy.....	02	6102		201.084	196.348	197.553	198.403	198.271	0.6	0.4	-0.1
Wines, brandy, and brandy spirits.....			12/83	-	-	-	-	-	-	-	-
Soft drinks.....	02	62		-	-	-	-	-	-	-	-
Soft drinks, non-carbonated and bottled water.....			12/11	-	-	-	-	-	-	-	-
Soft drinks, bottle/can, carbonated, all types.....				-	-	-	-	-	-	-	-
Packaged beverage materials.....	02	63		-	-	-	-	-	-	-	-
Coffee (whole bean, ground, & instant).....	02	6301		-	-	-	-	-	-	-	-
Tea in consumer packages, exc. canned ice tea.....	02	6303		-	-	-	-	-	-	-	-
Other beverage materials.....	02	64		327.068	327.894	334.849	334.571	335.056	2.1	-0.1	0.1
Other beverage materials.....	02	6401		327.068	327.894	334.849	334.571	335.056	2.1	-0.1	0.1
Fats and oils.....	02	7		-	-	-	-	-	-	-	-
Shortening, cooking oil, and margarine.....	02	78		-	-	-	-	-	-	-	-
Shortening, cooking oil, and margarine.....	02	7801		-	-	-	-	-	-	-	-
Other oilseed processing.....	02	7A	12/04	-	-	-	-	-	-	-	-
Other oilseed processing.....	02	7A01	12/04	-	-	-	-	-	-	-	-
Corn oil, crude and refined.....			01/16	-	-	-	-	-	-	-	-
Corn oil, made by wet milling.....			01/16	-	-	-	-	-	-	-	-
Miscellaneous processed foods.....	02	8		-	-	-	-	-	-	-	-
Canned jams, jellies, and preserves.....	02	81		-	-	-	-	-	-	-	-
Canned jams, jellies, and preserves.....				-	-	-	-	-	-	-	-
Pickles and other pickled products, including horseradish.....	02	82		-	-	-	-	-	-	-	-
Pickles and other pickled products.....	02	8201		-	-	-	-	-	-	-	-
Specialty canning.....	02	84		-	-	-	-	-	-	-	-
Specialty canning.....	02	8401		-	-	-	-	-	-	-	-
Frozen specialty food.....	02	85		-	-	-	-	-	-	-	-
Frozen specialty food.....	02	8501		-	-	-	-	-	-	-	-
Prepared sauces, except tomato.....				-	-	-	-	-	-	-	-
Prepared sauces, excluding tomato-based sauces and sauces comprised of 20 percent or more meat.....				-	-	-	-	-	-	-	-
Other miscellaneous processed foods.....				-	-	-	-	-	-	-	-
Other miscellaneous processed foods.....				-	-	-	-	-	-	-	-
Prepared animal feeds.....	02	9		248.109	245.963	251.114	252.317	254.208	2.1	0.5	0.7
Soybean cake, meal, and other byproducts.....	02	92		-	-	-	-	-	-	-	-
Soybean cake, meal, and byproducts.....	02	9201		-	-	-	-	-	-	-	-
Formula feeds.....	02	93		276.414	274.015	274.872	274.978	273.598	0.3	0.0	-0.5
Formula feeds.....	02	9301		276.414	274.015	274.872	274.978	273.598	0.3	0.0	-0.5
Miscellaneous feedstuffs.....	02	94		331.573	330.772	338.734	342.557	348.211	2.4	1.1	1.7
Pet food.....	02	9402		-	-	-	-	-	-	-	-
Miscellaneous feedstuffs other than pet food.....	02	9403		289.614	289.668	313.226	321.485	330.804	8.1	2.6	2.9
Synthetic fibers.....	03	1		-	-	-	-	-	-	-	-
Unprocessed filament yarns.....	03	15		-	-	-	-	-	-	-	-
Noncellulosic and cellulosic organic fibers.....			05/22	-	-	-	-	-	-	-	-
Processed yarns and threads.....	03	2		-	-	-	-	-	-	-	-
Yarns.....	03	26		-	-	-	-	-	-	-	-
Spun cotton yarns.....	03	2601		148.040	150.204	150.651	151.174	153.014	0.3	0.3	1.2
Spun synthetic yarns.....				-	-	-	-	-	-	-	-
Textured and twisted yarns.....	03	2604	12/88	-	-	-	-	-	-	-	-
Other spun noncellulosic and natural fiber (excluding cotton and wool) yarns.....	03	2607	06/08	-	-	-	-	-	-	-	-
Greige fabrics.....	03	3		-	-	-	-	-	-	-	-
Greige broadwoven fabrics.....	03	37		-	-	-	-	-	-	-	-
Greige manmade, silk, and other natural fiber (exc cotton/wool) broadwoven fabrics.....	03	3703		-	-	-	-	-	-	-	-
Greige knit fabrics.....	03	38		-	-	-	-	-	-	-	-
Weft (circular) knit fabrics, greige goods (excluding hosiery).....	03	3803		-	-	-	-	-	-	-	-
Warp knit fabrics, greige goods (excluding hosiery).....	03	3804		-	-	-	-	-	-	-	-
Tire cord and tire fabric.....	03	39	06/84	-	-	-	-	-	-	-	-
Tire cord and tire fabrics.....	03	3901	06/84	-	-	-	-	-	-	-	-
Finished fabrics.....	03	4		-	-	-	-	-	-	-	-
Finished broadwoven fabrics.....	03	42		-	-	-	-	-	-	-	-
Finished cotton broadwoven fabrics.....	03	4201		-	-	-	-	-	-	-	-

See footnotes at end of table.

Table 8. Producer price indexes and percentage changes for selected commodity and service groupings and individual items, seasonally adjusted — Continued
 [September 2023, Index base 1982=100, unless otherwise indicated]

Title	Commodity code		Other index base	Seasonally adjusted index ¹					Seasonally adjusted 1-month percent change ¹		
	Group code	Item code		May 2023	June 2023 ^P	July 2023 ^P	Aug. 2023 ^P	Sept. 2023 ^P	June to July ^P	July to Aug. ^P	Aug. to Sept. ^P
Finished manmade, silk, and other natural fiber (exc. cotton and wool) broadwoven fabrics.....	03	4203		-	-	-	-	-	-	-	-
Woven and braided narrow fabrics.....	03	44		-	-	-	-	-	-	-	-
Woven and braided narrow fabrics.....	03	4402	06/84	-	-	-	-	-	-	-	-
Nonwoven fabrics and felts.....	03	45		-	-	-	-	-	-	-	-
Nonwoven fabrics and felts.....	03	4503		-	-	-	-	-	-	-	-
Coated fabrics, not rubberized.....	03	46	06/85	-	-	-	-	-	-	-	-
Coated fabrics, not rubberized.....	03	4601	06/85	-	-	-	-	-	-	-	-
Screen printed textile materials, embroideries, and lace goods.....	03	47	06/85	221.436	221.527	222.384	222.384	223.840	0.4	0.0	0.7
Screen printed textile and apparel materials and embroideries.....	03	4701	06/85	221.777	221.810	222.619	222.695	224.197	0.4	0.0	0.7
Knit fabrics, finished in knitting mills.....			12/03	-	-	-	-	-	-	-	-
Weft (circular) knit fabrics, knit and finished in the same establishment (excluding hosiery).....			12/03	-	-	-	-	-	-	-	-
Warp knit goods, knit and finished in the same establishment.....			12/03	-	-	-	-	-	-	-	-
Apparel & other fabricated textile prods.....	03	8		-	-	-	-	-	-	-	-
Apparel.....	03	81		-	-	-	-	-	-	-	-
Miscellaneous apparel and accessories.....			12/83	-	-	-	-	-	-	-	-
Women's, girls', and infants' cut and sew apparel.....			12/03	-	-	-	-	-	-	-	-
Men's and boys' cut and sew apparel.....			12/03	-	-	-	-	-	-	-	-
Apparel made in knitting mills.....			12/03	-	-	-	-	-	-	-	-
Textile house furnishings.....	03	82		-	-	-	-	-	-	-	-
Textile house furnishings.....	03	8203	06/83	-	-	-	-	-	-	-	-
Industrial and other fabricated products.....				-	-	-	-	-	-	-	-
Industrial and other fabricated products.....	03	8303		-	-	-	-	-	-	-	-
Miscellaneous textile products/services.....	03	9	06/85	-	-	-	-	-	-	-	-
Miscellaneous textile products/services.....			09/18	-	-	-	-	-	-	-	-
Miscellaneous textile products/services.....			09/18	-	-	-	-	-	-	-	-
Hides and skins, incl. cattle.....	04	1		117.992	116.028	108.965	110.794	110.609	-6.1	1.7	-0.2
Hides and skins, incl. cattle.....	04	19	06/01	54.019	53.120	49.886	50.724	50.639	-6.1	1.7	-0.2
Hides, skins, and pelts, made in slaughtering plants.....	04	1901	06/01	54.019	53.120	49.886	50.724	50.639	-6.1	1.7	-0.2
Leather.....	04	2		207.823	205.832	204.132	201.508	200.232	-0.8	-1.3	-0.6
Finished and unfinished leather.....	04	27	12/97	113.929	112.837	111.906	110.467	109.767	-0.8	-1.3	-0.6
Finished and unfinished leather.....	04	2701	12/97	113.929	112.837	111.906	110.467	109.767	-0.8	-1.3	-0.6
Footwear.....	04	3		250.306	251.332	251.545	251.346	250.578	0.1	-0.1	-0.3
Men's nonathletic footwear.....	04	31		292.435	294.070	294.291	293.834	292.599	0.1	-0.2	-0.4
Men's footwear (size 6 and larger), excluding athletic.....	04	3105	12/93	203.944	205.065	205.240	204.911	204.031	0.1	-0.2	-0.4
Women's nonathletic footwear.....	04	32		-	-	-	-	-	-	-	-
Women's footwear (size 4 and larger), excluding athletic.....	04	3205	12/93	-	-	-	-	-	-	-	-
Other footwear including slippers.....	04	39	12/02	-	-	-	-	-	-	-	-
Other footwear, excluding rubber and plastic soled footwear.....	04	3901	12/02	-	-	-	-	-	-	-	-
Other leather and related products.....	04	4		-	-	-	-	-	-	-	-
Luggage and small leather goods.....	04	41		-	-	-	-	-	-	-	-
Luggage and small leather goods.....	04	4101		-	-	-	-	-	-	-	-
Leather and leather-like goods, n.e.c.....	04	45	06/85	-	-	-	-	-	-	-	-
Leather and leather-like goods, n.e.c.....	04	4501	06/85	-	-	-	-	-	-	-	-
Coal.....	05	1		276.318	278.528	282.134	287.629	290.149	1.3	1.9	0.9
Coal.....	05	13		276.318	278.528	282.134	287.629	290.149	1.3	1.9	0.9
Coal.....	05	1301		276.318	278.528	282.134	287.629	290.149	1.3	1.9	0.9
Gas fuels.....				-	-	-	-	-	-	-	-
Natural gas.....				-	-	-	-	-	-	-	-
Natural gas.....				-	-	-	-	-	-	-	-
Liquefied petroleum gas.....	05	32		-	-	-	-	-	-	-	-
Liquefied petroleum gas.....				-	-	-	-	-	-	-	-
Electric power.....	05	4		264.011	266.433	265.692	265.806	267.337	-0.3	0.0	0.6
Residential electric power.....	05	41	12/90	222.467	224.522	224.353	224.135	225.820	-0.1	-0.1	0.8
Residential electric power.....	05	4121	12/90	222.467	224.522	224.353	224.135	225.820	-0.1	-0.1	0.8
Commercial electric power.....	05	42		250.828	251.595	251.015	251.437	252.182	-0.2	0.2	0.3
Commercial electric power.....	05	4221	12/90	219.536	220.216	219.719	220.073	220.732	-0.2	0.2	0.3
Industrial electric power.....	05	43		298.789	301.931	299.772	300.587	300.394	-0.7	0.3	-0.1
Industrial electric power.....	05	4321	12/90	251.240	253.872	252.044	252.756	252.608	-0.7	0.3	-0.1
Transportation electric power.....	05	46	12/10	126.940	131.593	128.639	129.803	132.167	-2.2	0.9	1.8
Transportation electric power.....	05	4621	12/10	126.940	131.593	128.639	129.803	132.167	-2.2	0.9	1.8
Utility natural gas.....	05	5	12/90	259.544	255.206	263.894	262.724	259.804	3.4	-0.4	-1.1
Residential natural gas.....	05	51	12/90	270.697	268.790	273.293	270.397	269.727	1.7	-1.1	-0.2
Residential natural gas.....	05	5121	12/90	270.697	268.790	273.293	270.397	269.727	1.7	-1.1	-0.2

See footnotes at end of table.

Table 8. Producer price indexes and percentage changes for selected commodity and service groupings and individual items, seasonally adjusted — Continued
 [September 2023, Index base 1982=100, unless otherwise indicated]

Title	Commodity code		Other index base	Seasonally adjusted index ¹					Seasonally adjusted 1-month percent change ¹		
	Group code	Item code		May 2023	June 2023 ^P	July 2023 ^P	Aug. 2023 ^P	Sept. 2023 ^P	June to July ^P	July to Aug. ^P	Aug. to Sept. ^P
Commercial natural gas.....	05	52	12/90	249.510	243.509	252.045	251.557	246.894	3.5	-0.2	-1.9
Commercial natural gas.....	05	5221	12/90	249.510	243.509	252.045	251.557	246.894	3.5	-0.2	-1.9
Industrial natural gas.....	05	53	12/90	201.900	196.910	215.975	217.712	214.952	9.7	0.8	-1.3
Industrial natural gas.....	05	5321	12/90	201.900	196.910	215.975	217.712	214.952	9.7	0.8	-1.3
Natural gas to electric power.....	05	54	12/90	220.573	214.943	225.327	225.520	221.193	4.8	0.1	-1.9
Natural gas to electric power.....	05	5421	12/90	220.573	214.943	225.327	225.520	221.193	4.8	0.1	-1.9
Crude petroleum (domestic production).....	05	6		-	-	-	-	-	-	-	-
Crude petroleum (domestic production).....	05	61		-	-	-	-	-	-	-	-
Crude petroleum (domestic production).....	05	6101		-	-	-	-	-	-	-	-
Petroleum products, refined.....	05	7		267.259	267.057	265.750	328.342	343.380	-0.5	23.6	4.6
Gasoline.....	05	71		234.279	241.453	242.257	289.069	304.637	0.3	19.3	5.4
Unleaded premium gasoline.....	05	7103		263.873	270.745	269.215	311.226	333.588	-0.6	15.6	7.2
Unleaded regular gasoline.....	05	7104		227.245	234.077	235.740	283.833	298.050	0.7	20.4	5.0
Unleaded mid-premium gasoline.....	05	7105	12/87	387.088	413.311	405.426	510.079	533.620	-1.9	25.8	4.6
Kerosene and jet fuels.....	05	72		-	-	-	-	-	-	-	-
Kerosene.....	05	7202		-	-	-	-	-	-	-	-
Jet fuel.....	05	7203		-	-	-	-	-	-	-	-
Light fuel oils.....	05	73		323.776	309.811	298.502	411.501	424.184	-3.7	37.9	3.1
Home heating oil and distillates.....	05	7302		210.972	214.533	248.505	293.367	329.581	15.8	18.1	12.3
No. 2 diesel fuel.....	05	7303		346.781	330.673	314.810	438.448	449.496	-4.8	39.3	2.5
Residual fuels (heavy fuel oils, incl. #5, #6, & other residual fuels).....	05	74		-	-	-	-	-	-	-	-
Residual fuels (heavy fuel oils, incl. #5, #6, & other residual fuels).....	05	7407	06/85	-	-	-	-	-	-	-	-
Finished lubricants.....				-	-	-	-	-	-	-	-
Lubricating and similar oils.....	05	7604	06/85	-	-	-	-	-	-	-	-
Lubricating oil base stocks.....			06/09	-	-	-	-	-	-	-	-
Lubricating oil base stocks.....			06/09	-	-	-	-	-	-	-	-
Asphalt and other petroleum and coal products, n.e.c.....	05	8	12/84	323.981	335.817	336.074	345.325	383.220	0.1	2.8	11.0
Asphalt and other petroleum and coal products, n.e.c.....	05	81	12/84	323.981	335.817	336.074	345.325	383.220	0.1	2.8	11.0
Asphalt.....	05	8102	06/85	259.444	258.616	243.691	243.787	256.583	-5.8	0.0	5.2
Other petroleum and coal products, including coke oven products, n.e.c.....			12/84	-	-	-	-	-	-	-	-
Industrial chemicals.....	06	1		321.717	314.377	306.840	305.611	308.028	-2.4	-0.4	0.8
Basic inorganic chemicals.....	06	13		-	-	-	-	-	-	-	-
Inorganic chemicals, other than alkalis and chlorine.....	06	1302		-	-	-	-	-	-	-	-
Alkalis and chlorine, including natural sodium carbonate and sulfate.....	06	1303		-	-	-	-	-	-	-	-
Basic organic chemicals.....	06	14		313.012	305.085	298.616	298.157	300.674	-2.1	-0.2	0.8
Primary basic organic chemicals.....				-	-	-	-	-	-	-	-
Cyclic intermediate chemicals and dyes.....				-	-	-	-	-	-	-	-
Other basic organics.....	06	1403		310.870	306.993	307.374	310.243	313.604	0.1	0.9	1.1
Paints and allied products.....	06	2		-	-	-	-	-	-	-	-
Prepared paint.....	06	21		-	-	-	-	-	-	-	-
Architectural coatings.....	06	2101		-	-	-	-	-	-	-	-
OEM finishes excluding marine coatings.....			06/83	-	-	-	-	-	-	-	-
Special purpose coatings, incl. marine, industrial & construction coatings.....	06	2103	06/83	-	-	-	-	-	-	-	-
Paint materials.....	06	22		-	-	-	-	-	-	-	-
Paint colors.....				-	-	-	-	-	-	-	-
Kaolin and ball clay.....	06	2204		-	-	-	-	-	-	-	-
Allied and miscellaneous paint products.....	06	23	06/83	-	-	-	-	-	-	-	-
Allied and miscellaneous paint products.....	06	2301	06/83	-	-	-	-	-	-	-	-
Drugs and pharmaceuticals.....	06	3		661.881	662.985	666.395	668.330	669.148	0.5	0.3	0.1
Medicinal and botanical chemicals, drugs, and other products.....	06	31		-	-	-	-	-	-	-	-
Medicinal and botanical chemicals, drugs, and other products.....			06/82	-	-	-	-	-	-	-	-
Veterinary pharmaceutical preparations.....				-	-	-	-	-	-	-	-
Pharmaceuticals for veterinary use.....			12/87	-	-	-	-	-	-	-	-
Biological products, including diagnostics.....	06	37		324.016	324.834	328.384	328.870	328.855	1.1	0.1	0.0
Biological products, excluding diagnostic, for veterinary, industrial, and all other misc. uses.....	06	3717	12/04	-	-	-	-	-	-	-	-
Diagnostics.....			06/09	-	-	-	-	-	-	-	-
Biological products, excluding diagnostic, for human use.....	06	3719	06/09	153.533	154.049	156.539	156.954	157.497	1.6	0.3	0.3
Pharmaceutical preparations.....	06	38	06/01	288.207	288.661	289.636	290.782	291.335	0.3	0.4	0.2
Pharmaceuticals affecting neoplasms, the endocrine system, & metabolic diseases.....	06	3801	06/01	313.257	313.780	314.868	315.197	315.671	0.3	0.1	0.2
Pharmaceuticals acting on the central nervous system and the sense organs.....	06	3802	06/01	341.249	342.625	342.898	344.761	346.241	0.1	0.5	0.4
Pharmaceuticals acting on the cardiovascular system.....	06	3803	06/01	445.058	445.405	446.905	447.573	448.284	0.3	0.1	0.2
Pharmaceuticals acting on the respiratory system.....	06	3804	06/01	230.440	231.094	231.751	232.000	232.482	0.3	0.1	0.2
Pharmaceuticals acting on the digestive or the genito-urinary systems.....			06/01	-	-	-	-	-	-	-	-
Pharmaceuticals acting on the skin.....			06/01	-	-	-	-	-	-	-	-

See footnotes at end of table.

Table 8. Producer price indexes and percentage changes for selected commodity and service groupings and individual items, seasonally adjusted — Continued
 [September 2023, Index base 1982=100, unless otherwise indicated]

Title	Commodity code		Other index base	Seasonally adjusted index ¹					Seasonally adjusted 1-month percent change ¹		
	Group code	Item code		May 2023	June 2023 ^P	July 2023 ^P	Aug. 2023 ^P	Sept. 2023 ^P	June to July ^P	July to Aug. ^P	Aug. to Sept. ^P
Vitamin, nutrient, and hematonic preparations.			06/01	-	-	-	-	-	-	-	-
Pharmaceuticals affecting parasitic and infective diseases.	06	3808	06/01	-	-	-	-	-	-	-	-
Fats and oils, inedible.	06	4		-	-	-	-	-	-	-	-
Fats and oils, inedible.	06	41		-	-	-	-	-	-	-	-
Fats and oils, inedible.	06	4101		-	-	-	-	-	-	-	-
Agricultural chemicals and chemical products.	06	5		298.860	288.535	278.343	286.088	289.592	-3.5	2.8	1.2
Mixed fertilizers.	06	51		-	-	-	-	-	-	-	-
Mixed fertilizers.	06	5105	06/86	-	-	-	-	-	-	-	-
Fertilizer materials.	06	52		316.382	296.667	271.467	284.267	291.270	-8.5	4.7	2.5
Nitrogenates.	06	5201		349.210	310.230	318.749	325.883	333.681	2.7	2.2	2.4
Phosphates.	06	5202		300.969	301.634	245.222	263.312	267.171	-18.7	7.4	1.5
Other agricultural chemicals.	06	53		-	-	-	-	-	-	-	-
Other agricultural chemicals.	06	5301		-	-	-	-	-	-	-	-
Plastic resins and materials.	06	6		287.114	279.954	267.826	263.842	267.186	-4.3	-1.5	1.3
Thermoplastic resins and plastics materials.	06	62		289.430	281.606	269.663	263.897	266.036	-4.2	-2.1	0.8
Thermoplastic resins and plastics materials.	06	6212	12/03	201.123	195.687	187.388	183.381	184.867	-4.2	-2.1	0.8
Thermosetting resins and plastics materials.	06	63		-	-	-	-	-	-	-	-
Thermosetting resins and plastics materials.	06		12/98	-	-	-	-	-	-	-	-
Other chemicals and allied products.	06	7		-	-	-	-	-	-	-	-
Soaps and detergents.				-	-	-	-	-	-	-	-
Soaps and other detergents.			06/83	-	-	-	-	-	-	-	-
Polish and other sanitation goods.			06/83	-	-	-	-	-	-	-	-
Polish and other sanitation goods.			06/83	-	-	-	-	-	-	-	-
Cosmetics and other toilet preparations.	06	75		-	-	-	-	-	-	-	-
Shaving preparations.	06	7502		-	-	-	-	-	-	-	-
Perfumes, toilet waters, and colognes.	06	7503		-	-	-	-	-	-	-	-
Hair preparations (including shampoos).	06	7504		-	-	-	-	-	-	-	-
Toothpastes, denture cleaners, and mouthwashes.				-	-	-	-	-	-	-	-
Creams, lotions, and oils, excluding shaving, hair, and deodorant.			06/99	-	-	-	-	-	-	-	-
Other cosmetics and toilet preparations.			06/99	-	-	-	-	-	-	-	-
Misc. chemical prod. and preparations.	06	79		-	-	-	-	-	-	-	-
Explosives and blasting accessories.	06	7902		280.631	281.912	282.349	282.058	283.446	0.2	-0.1	0.5
Industrial gases.				-	-	-	-	-	-	-	-
Adhesives and sealants.	06	7904	12/83	-	-	-	-	-	-	-	-
Surface active agents.			12/83	-	-	-	-	-	-	-	-
Gum and wood chemicals, including wood distillation products.			06/84	-	-	-	-	-	-	-	-
Other miscellaneous chemical products.	06	7909		-	-	-	-	-	-	-	-
Rubber and rubber products.	07	1		-	-	-	-	-	-	-	-
Synthetic rubber, inc. styrene-butadiene rubber (SBR) and ethylene propylene.	07	11		-	-	-	-	-	-	-	-
Synthetic rubber.	07	1102		-	-	-	-	-	-	-	-
Tires, tubes, tread, & repair materials.	07	12		-	-	-	-	-	-	-	-
Tires.				-	-	-	-	-	-	-	-
Tread rubber, tire sundries, and repair materials.				-	-	-	-	-	-	-	-
Miscellaneous rubber products.	07	13		-	-	-	-	-	-	-	-
Rubber and plastics footwear, including athletic footwear.	07	1301		-	-	-	-	-	-	-	-
Rubber and plastic belts and belting.	07	1303		353.319	351.584	352.036	351.929	352.602	0.1	0.0	0.2
Rubber and plastics hose.	07	1304		-	-	-	-	-	-	-	-
Miscellaneous rubber products, n.e.c.	07	1306	06/83	-	-	-	-	-	-	-	-
Plastic products.	07	2		-	-	-	-	-	-	-	-
Plastic construction products.	07	21		-	-	-	-	-	-	-	-
Plastics construction products.	07	2106		-	-	-	-	-	-	-	-
Unsupported plastic film, sheet and other shapes.	07	22		-	-	-	-	-	-	-	-
Unsupported plastics film, sheet, and other shapes.	07	2205	12/82	-	-	-	-	-	-	-	-
Laminated plastic sheets, rods, and tubes.	07	23		-	-	-	-	-	-	-	-
Laminated plastics plates, sheet (except packaging), and shapes.	07	2304		-	-	-	-	-	-	-	-
Parts for manufacturing from plastics.				-	-	-	-	-	-	-	-
Parts for transportation equipment.				-	-	-	-	-	-	-	-
Other parts and components for manufacturing.				-	-	-	-	-	-	-	-
Foam components for furniture.	07	2603	12/82	-	-	-	-	-	-	-	-
Other plastic products.			12/82	-	-	-	-	-	-	-	-
Other plastics products.			12/82	-	-	-	-	-	-	-	-
Plastic packaging products.			12/06	-	-	-	-	-	-	-	-
Plastics packaging products.			12/06	-	-	-	-	-	-	-	-
Consumer, institutional, and commercial products, n.e.c.			12/06	-	-	-	-	-	-	-	-
All other consumer, institutional, and commercial products.			12/06	-	-	-	-	-	-	-	-

See footnotes at end of table.

Table 8. Producer price indexes and percentage changes for selected commodity and service groupings and individual items, seasonally adjusted — Continued
 [September 2023, Index base 1982=100, unless otherwise indicated]

Title	Commodity code		Other index base	Seasonally adjusted index ¹					Seasonally adjusted 1-month percent change ¹		
	Group code	Item code		May 2023	June 2023 ^P	July 2023 ^P	Aug. 2023 ^P	Sept. 2023 ^P	June to July ^P	July to Aug. ^P	Aug. to Sept. ^P
Recyclable plastics.....	07	2C	12/11	89.461	83.480	84.171	81.963	—	0.8	-2.6	—
Recyclable plastics.....	07	2C01	12/11	89.461	83.480	84.171	81.963	—	0.8	-2.6	—
Lumber.....	08	1		253.493	257.580	269.892	258.261	261.265	4.8	-4.3	1.2
Softwood lumber.....	08	11		257.276	267.246	290.356	274.258	277.762	8.6	-5.5	1.3
Softwood cut stock and dimension.....	08	1105		248.310	253.672	257.830	251.065	255.225	1.6	-2.6	1.7
Softwood lumber, not edge worked.....	08	1106	12/03	132.009	137.342	150.802	141.393	143.083	9.8	-6.2	1.2
Softwood lumber, made from purchased lumber.....	08	1107	12/03	242.965	251.492	255.773	256.658	261.511	1.7	0.3	1.9
Hardwood lumber.....	08	12		—	—	—	—	—	—	—	—
Hardwood cut stock and dimension.....	08	1203		—	—	—	—	—	—	—	—
Hardwood flooring.....			06/84	—	—	—	—	—	—	—	—
Hardwood lumber, not edge worked.....	08	1205	12/03	—	—	—	—	—	—	—	—
Millwork.....	08	2		354.624	353.479	353.029	349.615	350.375	-0.1	-1.0	0.2
General millwork.....	08	21		333.084	332.574	331.777	329.067	329.235	-0.2	-0.8	0.1
General millwork.....	08	2101		333.084	332.574	331.777	329.067	329.235	-0.2	-0.8	0.1
Prefabricated structural members.....	08	22		—	—	—	—	—	—	—	—
Prefabricated structural members.....	08	2201		—	—	—	—	—	—	—	—
Plywood.....	08	3		—	—	—	—	—	—	—	—
Softwood veneer and plywood.....	08	31		—	—	—	—	—	—	—	—
Softwood veneer and plywood.....				—	—	—	—	—	—	—	—
Hardwood veneer and plywood.....			12/05	—	—	—	—	—	—	—	—
Hardwood veneer and plywood.....			12/05	—	—	—	—	—	—	—	—
Other wood products.....	08	4		219.863	218.151	217.068	216.274	215.814	-0.5	-0.4	-0.2
Wood pallets and pallet containers, wood and metal combination.....	08	41		—	—	—	—	—	—	—	—
Wood pallets and pallet containers.....	08	4101		—	—	—	—	—	—	—	—
Wood boxes.....	08	42		—	—	—	—	—	—	—	—
Wood boxes.....	08	4201		—	—	—	—	—	—	—	—
Miscellaneous wood products.....	08	49		149.346	149.476	150.320	151.001	151.453	0.6	0.5	0.3
Wood ties, siding, shingles, and shakes, and contract sawing of logs owned by others.....			12/03	—	—	—	—	—	—	—	—
Sawn wood fence stock, wood lath, and contract resawing and planing.....			12/03	—	—	—	—	—	—	—	—
All other miscellaneous wood products.....	08	4909	06/84	233.402	233.643	234.969	234.961	235.794	0.6	0.0	0.4
Logs, bolts, timber, pulpwood and wood chips.....	08	5		—	—	—	—	—	—	—	—
Logs, bolts, timber, pulpwood and wood chips.....	08	51		—	—	—	—	—	—	—	—
Logs, bolts, timber, pulpwood and wood chips.....	08	5105	12/11	—	—	—	—	—	—	—	—
Prefabricated wood buildings & components.....	08	6	12/84	377.981	378.519	379.092	382.712	382.817	0.2	1.0	0.0
Prefabricated wood buildings & components.....	08	61	12/84	377.981	378.519	379.092	382.712	382.817	0.2	1.0	0.0
Prefabricated wood buildings and components.....	08	6101	12/84	377.981	378.519	379.092	382.712	382.817	0.2	1.0	0.0
Treated wood and contract wood preserving.....	08	7	06/85	—	—	—	—	—	—	—	—
Treated wood and contract wood preserving.....	08	71	06/85	—	—	—	—	—	—	—	—
Treated wood.....	08	7101	06/85	—	—	—	—	—	—	—	—
Contract wood preservation.....	08	7102	06/85	—	—	—	—	—	—	—	—
Pulp, paper, and prod., ex. bldg. paper.....	09	1		—	—	—	—	—	—	—	—
Wood pulp.....	09	11		—	—	—	—	—	—	—	—
Wood pulp.....	09	1105	06/06	—	—	—	—	—	—	—	—
Recyclable paper.....	09	12		—	—	—	—	—	—	—	—
News and other low grade recyclable paper.....	09	1201		—	—	—	—	—	—	—	—
Corrugated recyclable paper.....	09	1203		—	—	—	—	—	—	—	—
High grade recyclable paper (including pulp substitutes and deinking).....	09	1207	12/86	—	—	—	—	—	—	—	—
Paper.....	09	13		—	—	—	—	—	—	—	—
Writing and printing papers.....	09	1301		—	—	—	—	—	—	—	—
Newsprint.....				—	—	—	—	—	—	—	—
Packaging and industrial converting paper.....	09	1303		—	—	—	—	—	—	—	—
All other coated and processed papers.....			12/82	—	—	—	—	—	—	—	—
Paperboard.....	09	14		—	—	—	—	—	—	—	—
Corrugated paperboard in sheets and rolls, lined and unlined.....	09	1405		—	—	—	—	—	—	—	—
Paperboard, excluding corrugated paperboard in sheets and rolls.....	09	1411	12/82	—	—	—	—	—	—	—	—
Converted paper and paperboard products.....	09	15		—	—	—	—	—	—	—	—
Sanitary paper products, including stock.....	09	1501		—	—	—	—	—	—	—	—
Paper, plastic, and foil bags.....	09	1502		—	—	—	—	—	—	—	—
Paper boxes and containers.....	09	1503		—	—	—	—	—	—	—	—
Other corrugated and solid fiber products, including containers, pallets, pads, etc.....	09	1504		—	—	—	—	—	—	—	—
Office supplies and accessories.....	09	1506		—	—	—	—	—	—	—	—
Fiber cans, tubes, and similar fiber products.....	09	1507		—	—	—	—	—	—	—	—
Molded pulp goods, including egg cartons, florists pots, food trays, etc.....			06/85	—	—	—	—	—	—	—	—
Miscellaneous converted paper and paperboard products.....	09	1509	12/84	—	—	—	—	—	—	—	—

See footnotes at end of table.

Table 8. Producer price indexes and percentage changes for selected commodity and service groupings and individual items, seasonally adjusted — Continued
 [September 2023, Index base 1982=100, unless otherwise indicated]

Title	Commodity code		Other index base	Seasonally adjusted index ¹					Seasonally adjusted 1-month percent change ¹		
	Group code	Item code		May 2023	June 2023 ^P	July 2023 ^P	Aug. 2023 ^P	Sept. 2023 ^P	June to July ^P	July to Aug. ^P	Aug. to Sept. ^P
Pressure-sensitive products.....			12/82	-	-	-	-	-	-	-	-
Pressure-sensitive products.....			12/82	-	-	-	-	-	-	-	-
Building paper & building board mill prods.....	09	2		-	-	-	-	-	-	-	-
Hardboard, particleboard & fiberboard prods.....	09	22		-	-	-	-	-	-	-	-
Particleboard and fiberboard.....				-	-	-	-	-	-	-	-
Hardboard products.....			06/84	-	-	-	-	-	-	-	-
Publications, printed matter and printing material.....			06/09	-	-	-	-	-	-	-	-
Books printing.....	09	44	12/83	-	-	-	-	-	-	-	-
Books printing.....	09	4401	12/83	-	-	-	-	-	-	-	-
Manifold business forms printing.....			12/83	-	-	-	-	-	-	-	-
Manifold business forms printing.....			12/83	-	-	-	-	-	-	-	-
Commercial printing.....	09	47	06/82	-	-	-	-	-	-	-	-
Magazine and periodical printing.....	09	4701	06/82	-	-	-	-	-	-	-	-
Label and wrapper printing for packaging.....			06/82	-	-	-	-	-	-	-	-
Catalog and directory printing.....	09	4703	06/82	-	-	-	-	-	-	-	-
Advertising printing.....	09	4705	06/82	-	-	-	-	-	-	-	-
Other general job printing.....	09	4706	06/82	-	-	-	-	-	-	-	-
Other commercial printing, incl. screen, engraving, digital, & general job exc. labels/wrappers.....			12/88	-	-	-	-	-	-	-	-
Blankbooks, binders, and bookbinding work.....	09	48	06/85	-	-	-	-	-	-	-	-
Tradebinding and related work.....	09	4802	12/85	-	-	-	-	-	-	-	-
Services for the printing trade.....	09	49	06/85	-	-	-	-	-	-	-	-
Prepress services, including platemaking.....	09	4905	12/03	-	-	-	-	-	-	-	-
Iron and steel.....	10	1		351.340	344.380	330.367	333.409	328.567	-4.1	0.9	-1.5
Iron ores.....	10	11		-	-	-	-	-	-	-	-
Iron ores.....	10	1105	12/97	-	-	-	-	-	-	-	-
Iron and steel scrap.....	10	12		598.784	545.479	559.499	576.692	581.585	2.6	3.1	0.8
Carbon steel scrap.....	10	1211	12/86	553.027	506.231	518.003	537.563	541.568	2.3	3.8	0.7
Stainless and other alloy steel scrap.....	10	1212	12/86	-	-	-	-	-	-	-	-
Cast iron scrap.....	10	1213	12/86	316.806	287.957	279.373	288.527	280.885	-3.0	3.3	-2.6
Other ferrous scrap.....	10	1215	06/06	-	-	-	-	-	-	-	-
Foundry and forge shop products.....	10	15		-	-	-	-	-	-	-	-
Pressure and soil pipe & fittings, cast iron.....	10	1502		-	-	-	-	-	-	-	-
Other gray and ductile iron castings.....	10	1504		-	-	-	-	-	-	-	-
Steel investment castings.....	10	1506		-	-	-	-	-	-	-	-
Carbon steel castings, except investment.....	10	1507		-	-	-	-	-	-	-	-
High alloy steel castings, excluding investment.....	10	1508		-	-	-	-	-	-	-	-
Other alloy steel castings, except investment.....	10	1509		-	-	-	-	-	-	-	-
Other forge shop products.....	10	1513	06/82	-	-	-	-	-	-	-	-
Steel mill products.....	10	17		-	-	-	-	-	-	-	-
Semifinished steel mill products.....	10	1702	06/82	450.831	452.269	447.577	452.851	457.421	-1.0	1.2	1.0
Hot rolled steel bars, plates, and structural shapes.....	10	1704	06/82	299.106	297.273	290.754	292.869	289.377	-2.2	0.7	-1.2
Steel wire.....	10	1705	06/82	-	-	-	-	-	-	-	-
Steel pipe and tube.....	10	1706	06/82	-	-	-	-	-	-	-	-
Cold rolled steel sheet and strip.....	10	1707	06/82	-	-	-	-	-	-	-	-
Cold finished steel bars and bar shapes.....	10	1708	06/82	-	-	-	-	-	-	-	-
Electrometallurgical ferroalloy products.....	10	1712	12/17	135.841	136.768	135.090	136.048	133.292	-1.2	0.7	-2.0
Nonferrous metals.....	10	2		333.262	328.708	325.201	321.991	321.237	-1.1	-1.0	-0.2
Nonferrous metal ores.....			12/83	-	-	-	-	-	-	-	-
Other metal ores.....			12/03	-	-	-	-	-	-	-	-
Primary nonferrous metals.....	10	22		-	-	-	-	-	-	-	-
Primary nonferrous metals.....				-	-	-	-	-	-	-	-
Nonferrous scrap.....	10	23		466.606	454.079	445.481	446.204	442.654	-1.9	0.2	-0.8
Copper base scrap.....	10	2301		-	-	-	-	-	-	-	-
Aluminum base scrap.....	10	2302		250.901	253.462	252.925	253.786	253.729	-0.2	0.3	0.0
Other nonferrous scrap (including lead, zinc and precious metals).....	10	2303		-	-	-	-	-	-	-	-
Secondary nonferrous metals.....	10	24		-	-	-	-	-	-	-	-
Secondary aluminum.....	10	2402		-	-	-	-	-	-	-	-
Secondary copper, alloyed and unalloyed.....	10	2403		-	-	-	-	-	-	-	-
Secondary precious metals.....				-	-	-	-	-	-	-	-
All other miscellaneous secondary nonferrous metals, including lead and zinc.....			06/11	-	-	-	-	-	-	-	-
Nonferrous mill shapes.....	10	25		-	-	-	-	-	-	-	-
Aluminum mill shapes.....				-	-	-	-	-	-	-	-
Copper and brass mill shapes.....	10	2502		-	-	-	-	-	-	-	-
Nickel and nickel-base alloy mill shapes.....	10	2504		-	-	-	-	-	-	-	-
Titanium and titanium-base alloy mill shapes.....				-	-	-	-	-	-	-	-

See footnotes at end of table.

Table 8. Producer price indexes and percentage changes for selected commodity and service groupings and individual items, seasonally adjusted — Continued
 [September 2023, Index base 1982=100, unless otherwise indicated]

Title	Commodity code		Other index base	Seasonally adjusted index ¹					Seasonally adjusted 1-month percent change ¹		
	Group code	Item code		May 2023	June 2023 ^P	July 2023 ^P	Aug. 2023 ^P	Sept. 2023 ^P	June to July ^P	July to Aug. ^P	Aug. to Sept. ^P
Other nonferrous mill shapes.....				-	-	-	-	-	-	-	-
Nonferrous wire and cable.....	10	26		-	-	-	-	-	-	-	-
Nonferrous wire and cable.....			12/82	-	-	-	-	-	-	-	-
Nonferrous forge shop products.....	10	27	12/83	211.831	210.900	211.052	211.148	210.983	0.1	0.0	-0.1
Nonferrous forge shop products.....			12/83	211.831	210.900	211.052	211.148	210.983	0.1	0.0	-0.1
Nonferrous foundry shop products.....	10	28		276.575	276.244	276.896	277.630	277.131	0.2	0.3	-0.2
Aluminum castings.....	10	2802		231.981	232.435	232.490	233.262	233.110	0.0	0.3	-0.1
Castings, nonferrous (except aluminum).....			12/11	-	-	-	-	-	-	-	-
Metal containers.....	10	3		-	-	-	-	-	-	-	-
Metal cans and can components.....	10	31		-	-	-	-	-	-	-	-
Steel cans and tinware end products.....	10	3102		-	-	-	-	-	-	-	-
Aluminum cans and can components.....	10	3103		-	-	-	-	-	-	-	-
Barrels, drums, pails and other metal containers.....	10	32		-	-	-	-	-	-	-	-
Barrels, drums, pails and other metal containers.....	10	3201		-	-	-	-	-	-	-	-
Hardware.....	10	4		-	-	-	-	-	-	-	-
Hardware, n.e.c.....	10	41		-	-	-	-	-	-	-	-
Builders' hardware.....	10	4101		-	-	-	-	-	-	-	-
Transportation equipment hardware.....				-	-	-	-	-	-	-	-
Furniture hardware.....				-	-	-	-	-	-	-	-
Other miscellaneous hardware.....			06/85	-	-	-	-	-	-	-	-
Hand and edge tools.....	10	42		-	-	-	-	-	-	-	-
Hand and edge tools.....	10	4201		-	-	-	-	-	-	-	-
Plumbing fixtures and fittings.....	10	5		333.060	333.473	335.363	336.241	337.372	0.6	0.3	0.3
Plumbing fixture fittings and trim.....	10	54		393.335	394.237	394.781	396.357	398.636	0.1	0.4	0.6
Plumbing fixtures, fittings, and trim.....	10	5402		393.115	394.017	394.557	396.108	398.369	0.1	0.4	0.6
Enameled iron & metal sanitary ware.....	10	56	12/86	-	-	-	-	-	-	-	-
Enameled iron and metal sanitary ware.....	10	5601	12/86	-	-	-	-	-	-	-	-
Heating equipment.....	10	6		-	-	-	-	-	-	-	-
Steam and hot water equipment.....	10	61		-	-	-	-	-	-	-	-
Steam and hot water equipment.....	10	6101		-	-	-	-	-	-	-	-
Furnaces and heaters, including parts.....	10	62		-	-	-	-	-	-	-	-
Furnaces and heaters, including parts.....	10	6201		-	-	-	-	-	-	-	-
Other heating equipment, non-electric, including parts.....	10	63		368.209	369.766	368.736	370.948	373.757	-0.3	0.6	0.8
Other heating equipment, non-electric, including parts.....	10	6301		368.209	369.766	368.736	370.948	373.757	-0.3	0.6	0.8
Domestic heating stoves.....	10	64		-	-	-	-	-	-	-	-
Domestic heating stoves.....	10	6401		-	-	-	-	-	-	-	-
Domestic water heaters.....	10	66		-	-	-	-	-	-	-	-
Domestic water heaters.....	10	6601		-	-	-	-	-	-	-	-
Fabricated structural metal products.....	10	7		362.839	360.654	362.069	362.508	363.005	0.4	0.1	0.1
Metal doors, sash, and trim.....	10	71		-	-	-	-	-	-	-	-
Metal doors and frames (except storm).....	10	7102	06/83	-	-	-	-	-	-	-	-
Metal windows (except storm sash).....			06/83	-	-	-	-	-	-	-	-
Metal molding and trim and store fronts.....			06/83	-	-	-	-	-	-	-	-
Metal combination screen, storm sash, and storm doors.....			06/83	-	-	-	-	-	-	-	-
Metal window and door screens (except combination screens) and metal weather strip.....			05/16	-	-	-	-	-	-	-	-
Metal tanks.....	10	72		-	-	-	-	-	-	-	-
Metal tanks.....	10	7201		-	-	-	-	-	-	-	-
Sheet metal products.....	10	73		-	-	-	-	-	-	-	-
Sheet metal products.....	10	7301		-	-	-	-	-	-	-	-
Structural, architectural, and pre-engineered metal products.....	10	74		359.920	356.248	357.177	357.095	355.920	0.3	0.0	-0.3
Fabricated structural metal.....	10	7405		358.764	356.992	357.836	357.998	357.081	0.2	0.0	-0.3
Custom roll form products.....	10	7407		-	-	-	-	-	-	-	-
Ornamental and architectural metal work.....			12/83	-	-	-	-	-	-	-	-
Fabricated metal pipe, tube, and fittings.....			12/11	-	-	-	-	-	-	-	-
Heat exchangers and steam condensers.....				-	-	-	-	-	-	-	-
Heat exchangers and steam condensers.....	10	7501		-	-	-	-	-	-	-	-
Fabricated steel plate.....	10	76		-	-	-	-	-	-	-	-
Fabricated steel plate.....	10	7601		-	-	-	-	-	-	-	-
Prefabricated metal buildings.....	10	79		-	-	-	-	-	-	-	-
Prefabricated metal building systems (excl. farm service bldgs, residential bldgs, and parts).....	10	7901		-	-	-	-	-	-	-	-
Farm service buildings and other prefabricated and portable buildings, steel and aluminum.....	10	7902		-	-	-	-	-	-	-	-
Panels, parts, and sections for prefabricated buildings, steel and aluminum.....				-	-	-	-	-	-	-	-
Miscellaneous metal products.....	10	8		-	-	-	-	-	-	-	-

See footnotes at end of table.

Table 8. Producer price indexes and percentage changes for selected commodity and service groupings and individual items, seasonally adjusted — Continued
 [September 2023, Index base 1982=100, unless otherwise indicated]

Title	Commodity code		Other index base	Seasonally adjusted index ¹					Seasonally adjusted 1-month percent change ¹		
	Group code	Item code		May 2023	June 2023 ^P	July 2023 ^P	Aug. 2023 ^P	Sept. 2023 ^P	June to July ^P	July to Aug. ^P	Aug. to Sept. ^P
Bolts, nuts, screws, rivets, and washers.....	10	81		-	-	-	-	-	-	-	-
Externally threaded fasteners, except aircraft types.....			06/82	-	-	-	-	-	-	-	-
Internally threaded fasteners, except aircraft types.....			06/82	-	-	-	-	-	-	-	-
Nonthreaded metal fasteners, except aircraft types.....			06/82	-	-	-	-	-	-	-	-
Aircraft fasteners, except plastics (including aerospace).....			06/82	-	-	-	-	-	-	-	-
Formed products, except fasteners, made by cold-, warm-, or hot-heading processes.....			06/82	-	-	-	-	-	-	-	-
Lighting fixtures.....	10	83		-	-	-	-	-	-	-	-
Residential electric lighting fixtures, except portable.....				-	-	-	-	-	-	-	-
Commercial, institutional and industrial electric lighting fixtures.....	10	8303		-	-	-	-	-	-	-	-
Other lighting equipment.....	10	8305		-	-	-	-	-	-	-	-
Ammunition, except for small arms.....			12/85	-	-	-	-	-	-	-	-
Ammunition, except for small arms.....			12/85	-	-	-	-	-	-	-	-
Ordnance and ordnance accessories, n.e.c.....			12/85	-	-	-	-	-	-	-	-
Ordnance and ordnance accessories, n.e.c.....			12/85	-	-	-	-	-	-	-	-
Fabricated ferrous wire products.....	10	88		-	-	-	-	-	-	-	-
Ferrous wire rope, cable, forms and strand.....			06/82	-	-	-	-	-	-	-	-
Ferrous wire cloth, other woven wire products.....	10	8807		-	-	-	-	-	-	-	-
Other fabricated ferrous wire products.....	10	8809		-	-	-	-	-	-	-	-
Steel nails, staples, tacks, spikes and brads.....			06/09	-	-	-	-	-	-	-	-
Other miscellaneous metal products.....	10	89		-	-	-	-	-	-	-	-
Wire springs.....				-	-	-	-	-	-	-	-
Other metal products.....	10	8905		-	-	-	-	-	-	-	-
Metal stampings n.e.c.....			06/84	-	-	-	-	-	-	-	-
Metal foil and leaf.....			12/84	-	-	-	-	-	-	-	-
Heavy gauge springs.....	10	8909		-	-	-	-	-	-	-	-
Agricultural machinery and equipment.....	11	1		316.868	316.063	317.725	317.620	317.631	0.5	0.0	0.0
Agricultural machinery and equipment.....	11	14	12/02	198.369	197.904	198.914	198.828	198.839	0.5	0.0	0.0
Commercial turf and grounds care equipment, including parts and attachments.....	11	1401	12/02	-	-	-	-	-	-	-	-
Farm plows, harrows, rollers, pulverizers, etc., and attachments.....			12/02	-	-	-	-	-	-	-	-
Farm dairy equipment, sprayers and dusters, farm blowers, and attachments.....			12/02	-	-	-	-	-	-	-	-
Planting, seeding, and fertilizing machinery and attachments.....	11	1405	12/02	-	-	-	-	-	-	-	-
Harvesting machinery (except hay and straw) and attachments.....	11	1406	12/82	-	-	-	-	-	-	-	-
Haying machinery and attachments.....	11	1407	12/82	317.347	318.826	336.686	334.848	331.316	5.6	-0.5	-1.1
All other farm machinery and equipment, excluding parts, including attachments.....			12/02	-	-	-	-	-	-	-	-
Parts for farm machinery, for sale separately.....			12/02	-	-	-	-	-	-	-	-
Construction machinery and equipment.....	11	2		-	-	-	-	-	-	-	-
Tractors and attachments, ex. parts.....			12/99	-	-	-	-	-	-	-	-
Construction machinery for mounting (excluding parts, winches, snow clearing attachments).....			12/99	-	-	-	-	-	-	-	-
Tractor shovel loaders (skid steer, wheel, crawler, and integral design backhoes).....	11	2A04		-	-	-	-	-	-	-	-
Construction wheel and crawler tractors, dozers, self-propelled log skidders, etc.....			12/03	-	-	-	-	-	-	-	-
Power cranes, draglines, & shovels (excavators) (incl. surface mining equipment) (excl. parts).....	11	2B	12/99	-	-	-	-	-	-	-	-
Power cranes, draglines, & shovels (excavators) (incl. surface mining equip.) (excluding parts).....	11	2B05	12/99	-	-	-	-	-	-	-	-
Mixers, pavers, and related equipment (excluding parts).....	11	2C		-	-	-	-	-	-	-	-
Mixers, pavers, and related equipment (excluding parts).....	11	2C01		-	-	-	-	-	-	-	-
Off-highway, equipment, ex. parts.....			12/99	-	-	-	-	-	-	-	-
Off-highway trucks, haulers, truck-type tractor chassis, trailers, etc. (excluding parts).....	11	2D02	12/03	-	-	-	-	-	-	-	-
Graders, rollers & compactors, rough-terrain forklifts, scrapers, trenchers, etc. (excl. parts).....			12/03	-	-	-	-	-	-	-	-
Misc. construction machinery and equipment.....	11	2J	12/05	-	-	-	-	-	-	-	-
Winches, aerial work platforms, and automotive wrecker hoists, including parts and attachments.....			12/05	-	-	-	-	-	-	-	-
Other construction machinery and equipment (excluding parts).....	11	2J03	12/03	-	-	-	-	-	-	-	-
Parts for construction machinery and equipment, sold separately.....			12/99	-	-	-	-	-	-	-	-
Parts for construction machinery and equipment, sold separately.....			12/99	-	-	-	-	-	-	-	-
Metalworking machinery and equipment.....	11	3		239.111	239.940	240.556	241.415	242.544	0.3	0.4	0.5
Power-driven handtools, including parts and attachments.....	11	32		236.576	237.505	238.119	239.041	239.626	0.3	0.4	0.2
Power-driven handtools, including parts and attachments.....	11	3211	12/04	161.220	161.821	162.203	162.839	163.238	0.2	0.4	0.2
Welding machines and equipment.....	11	33		395.664	395.475	394.162	395.016	395.374	-0.3	0.2	0.1
Arc welding machines, components, and accessories, excluding electrodes and stud welding equip.....	11	3301		430.675	429.778	427.068	426.692	427.883	-0.6	-0.1	0.3
Resistance welders, components, accessories, and electrodes.....				-	-	-	-	-	-	-	-

See footnotes at end of table.

Table 8. Producer price indexes and percentage changes for selected commodity and service groupings and individual items, seasonally adjusted — Continued
 [September 2023, Index base 1982=100, unless otherwise indicated]

Title	Commodity code		Other index base	Seasonally adjusted index ¹					Seasonally adjusted 1-month percent change ¹		
	Group code	Item code		May 2023	June 2023 ^P	July 2023 ^P	Aug. 2023 ^P	Sept. 2023 ^P	June to July ^P	July to Aug. ^P	Aug. to Sept. ^P
Gas welding and cutting equipment, parts, attachments, and accessories. . .	11	3304		-	-	-	-	-	-	-	-
Other welding equipment, components, and accessories (excluding arc, resistance, and gas)			12/00	-	-	-	-	-	-	-	-
Industrial process furnaces and ovens.	11	34		-	-	-	-	-	-	-	-
Industrial process furnaces and ovens, except parts and attachments.	11	3407	12/04	-	-	-	-	-	-	-	-
Parts and attachments for industrial process furnaces and ovens.			06/11	-	-	-	-	-	-	-	-
Cutting tools and accessories.	11	35		-	-	-	-	-	-	-	-
Small cutting tools.	11	3501		-	-	-	-	-	-	-	-
Other machine tool attachments and accessories.	11	3505	06/83	267.726	274.005	274.097	274.882	276.789	0.0	0.3	0.7
Abrasive products.	11	36		-	-	-	-	-	-	-	-
Nonmetallic sized grains, powders, and flour abrasives (incl. graded only)				-	-	-	-	-	-	-	-
Nonmetallic abrasive products (including diamond abrasives)	11	3603		-	-	-	-	-	-	-	-
Nonmetallic coated abrasive products and buffing wheels, polishing wheels, and laps.	11	3605		-	-	-	-	-	-	-	-
Metal cutting machine tools.	11	37		-	-	-	-	-	-	-	-
Other metal-cutting machine tools.			12/09	-	-	-	-	-	-	-	-
Metal machining centers.			12/09	-	-	-	-	-	-	-	-
Rebuilt metal-cutting machine tools and parts for metal-cutting machine tools.			12/02	-	-	-	-	-	-	-	-
Metal forming machine tools.	11	38		273.399	273.899	274.674	274.746	296.294	0.3	0.0	7.8
Metal-forming machine tools (except rebuilt and parts)	11	3826	12/09	136.293	136.546	136.841	136.887	153.235	0.2	0.0	11.9
Rebuilt metal-forming machine tools and parts for metal-forming machine tools.			12/02	-	-	-	-	-	-	-	-
Tools, dies, jigs, fixtures & ind. molds.				-	-	-	-	-	-	-	-
Special tools, dies, jigs, and fixtures.				-	-	-	-	-	-	-	-
Industrial molds and mold boxes.				-	-	-	-	-	-	-	-
Metalworking machinery n. e. c.			06/83	-	-	-	-	-	-	-	-
Other metalworking machinery.	11	3A02	06/83	-	-	-	-	-	-	-	-
General purpose machinery and equipment.	11	4		327.551	327.418	328.271	329.294	331.034	0.3	0.3	0.5
Pumps, compressors, and equipment.	11	41		348.980	350.426	355.556	357.395	355.695	1.5	0.5	-0.5
Industrial pumps, except hydraulic fluid power pumps.	11	4102		361.380	362.373	377.205	378.234	372.447	4.1	0.3	-1.5
Parts and attachments for air and gas compressors and vacuum pumps.	11	4107	06/84	-	-	-	-	-	-	-	-
Domestic water systems.	11	4113	12/03	-	-	-	-	-	-	-	-
Air and gas compressors and vacuum pumps.	11	4115	06/05	-	-	-	-	-	-	-	-
Other pumps, including parts and attachments.	11	4119	12/83	-	-	-	-	-	-	-	-
Elevators, escalators, and other lifts.	11	42		-	-	-	-	-	-	-	-
Elevators and moving stairways.				-	-	-	-	-	-	-	-
Parts and attachments for elevators and moving stairs (sold separately)	11	4202		-	-	-	-	-	-	-	-
Fluid power equipment.	11	43		357.691	358.758	360.279	359.009	360.811	0.4	-0.4	0.5
Fluid power pumps and parts.	11	4301		288.627	288.566	289.434	289.238	292.333	0.3	-0.1	1.1
Fluid power valves.	11	4302		-	-	-	-	-	-	-	-
Fluid power cylinders, actuators, accumulators, cushions, & parts.	11	4303		-	-	-	-	-	-	-	-
Fluid power hose and tube fittings.				-	-	-	-	-	-	-	-
Parts for fluid power valves.	11	4305	06/91	-	-	-	-	-	-	-	-
Industrial material handling equipment.	11	44		-	-	-	-	-	-	-	-
Conveying equipment, except parts and accessories.	11	4402		-	-	-	-	-	-	-	-
Industrial trucks, trailers, and stackers.	11	4403		-	-	-	-	-	-	-	-
Hoists, overhead cranes, and monorail systems.	11	4404		-	-	-	-	-	-	-	-
Parts and accessories for conveyors and conveying systems.			09/18	-	-	-	-	-	-	-	-
Mechanical power transmission equipment.	11	45		-	-	-	-	-	-	-	-
Speed changers, drives, gears.	11	4501		-	-	-	-	-	-	-	-
Other power transmission equipment.	11	4502	12/84	-	-	-	-	-	-	-	-
Scales and balances.	11	46		-	-	-	-	-	-	-	-
Vehicle and industrial scales.	11	4611	12/91	-	-	-	-	-	-	-	-
Retail, commercial, household, and mailing scales and balances.	11	4612	12/91	-	-	-	-	-	-	-	-
Parts, attachments, and accessories for scales and balances.	11	4613	12/91	-	-	-	-	-	-	-	-
Air purification equipment and industrial and commercial fans and blowers.	11	47		300.367	300.633	299.603	299.013	299.968	-0.3	-0.2	0.3
Fan, blower, air purification equipment.	11	4701		300.367	300.633	299.603	299.013	299.968	-0.3	-0.2	0.3
Air conditioning and refrigeration equip.	11	48		292.354	289.746	291.297	292.907	293.933	0.5	0.6	0.4
Unitary air-conditioners, except air source heat pumps.				-	-	-	-	-	-	-	-
Commercial refrigeration equipment.	11	4803		403.750	403.436	404.026	406.986	410.351	0.1	0.7	0.8
All other miscellaneous refrigeration and air-conditioning equipment.	11	4806		-	-	-	-	-	-	-	-
Heat transfer equipment, including heat pumps.	11	4807	12/11	171.226	169.887	170.947	170.282	171.202	0.6	-0.4	0.5
Parts and accessories for air conditioning and heat transfer equipment.	11	4809	12/89	-	-	-	-	-	-	-	-
Refrigeration condensing units.			01/19	-	-	-	-	-	-	-	-
Miscellaneous general purpose equipment.	11	49		362.006	361.364	360.577	361.450	366.644	-0.2	0.2	1.4
Metal valves, except fluid power.	11	4902	12/82	432.187	433.597	434.166	437.639	438.713	0.1	0.8	0.2
Metal pipe fittings, flanges, and unions.			12/82	-	-	-	-	-	-	-	-
Ball and roller bearings.	11	4905		-	-	-	-	-	-	-	-

See footnotes at end of table.

Table 8. Producer price indexes and percentage changes for selected commodity and service groupings and individual items, seasonally adjusted — Continued
 [September 2023, Index base 1982=100, unless otherwise indicated]

Title	Commodity code		Other index base	Seasonally adjusted index ¹					Seasonally adjusted 1-month percent change ¹		
	Group code	Item code		May 2023	June 2023 ^P	July 2023 ^P	Aug. 2023 ^P	Sept. 2023 ^P	June to July ^P	July to Aug. ^P	Aug. to Sept. ^P
Industrial patterns.....	11	4907	12/84	-	-	-	-	-	-	-	-
Filters and strainers.....	11	4908	12/84	-	-	-	-	-	-	-	-
Other miscellaneous general purpose equipment.....	11	4911	12/84	257.817	255.066	254.755	255.822	255.887	-0.1	0.4	0.0
Electronic computers and computer equipment.....			02/23	-	-	-	-	-	-	-	-
Electronic computers.....			02/23	-	-	-	-	-	-	-	-
Electronic computers.....			02/23	-	-	-	-	-	-	-	-
Computer storage devices.....			12/04	-	-	-	-	-	-	-	-
Computer storage devices (except parts, attachments and accessories).....			12/04	-	-	-	-	-	-	-	-
Computer peripheral equipment and parts.....			12/98	-	-	-	-	-	-	-	-
Parts, attachments, and accessories for computer terminals and peripherals.....			12/98	-	-	-	-	-	-	-	-
Computer terminals (including POS and funds-transfer devices) and other computer peripherals.....			06/99	-	-	-	-	-	-	-	-
Special industry machinery and equipment.....	11	6		278.167	278.441	278.112	278.108	278.456	-0.1	0.0	0.1
Food products machinery.....	11	61		366.377	367.372	367.983	369.327	369.449	0.2	0.4	0.0
Dairy and milk products plant machinery and equipment.....				-	-	-	-	-	-	-	-
Commercial food products machinery (except packaging and cooking equipment).....	11	6104		-	-	-	-	-	-	-	-
Industrial food products machinery for processing foods, beverages, & animal & fowl feed.....	11	6105	12/83	381.375	381.685	382.961	383.622	383.633	0.3	0.2	0.0
Textile machinery and equipment.....	11	62		-	-	-	-	-	-	-	-
Textile machinery (except parts, attachments, and accessories).....	11	6212	06/86	-	-	-	-	-	-	-	-
Textile machinery parts and attachments.....				-	-	-	-	-	-	-	-
Sawmill and woodworking machinery.....	11	63		-	-	-	-	-	-	-	-
Sawmill and woodworking machinery.....			12/04	-	-	-	-	-	-	-	-
Paper industries machinery.....	11	64	06/82	-	-	-	-	-	-	-	-
Paper industries machinery.....	11	6401	06/82	-	-	-	-	-	-	-	-
Printing trades machinery and equipment.....				-	-	-	-	-	-	-	-
Other printing machinery and equipment.....			12/82	-	-	-	-	-	-	-	-
Other special industry machinery.....	11	66		259.724	259.117	258.165	257.906	258.535	-0.4	-0.1	0.2
Plastics and rubber working machinery.....				-	-	-	-	-	-	-	-
Miscellaneous special industry machinery.....	11	6606		254.026	253.336	252.294	251.999	252.723	-0.4	-0.1	0.3
Packing, packaging, and bottling machinery and parts.....	11	67		-	-	-	-	-	-	-	-
Packing, packaging, and bottling machinery and parts.....			06/06	-	-	-	-	-	-	-	-
Service industry machinery and parts.....	11	68	06/82	-	-	-	-	-	-	-	-
Service industry machinery and parts.....	11	6801	06/82	-	-	-	-	-	-	-	-
Electrical machinery and equipment.....	11	7		133.301	133.738	134.007	134.341	134.328	0.2	0.2	0.0
Wiring devices.....	11	71		-	-	-	-	-	-	-	-
Current-carrying wiring devices.....	11	7101		-	-	-	-	-	-	-	-
Noncurrent-carrying wiring devices.....				-	-	-	-	-	-	-	-
Integrating and measuring instruments.....	11	72		-	-	-	-	-	-	-	-
Test equipment for electrical, radio, & communication circuits & motors.....			12/83	-	-	-	-	-	-	-	-
Motors, generators, motor generator sets.....	11	73		-	-	-	-	-	-	-	-
Fractional horsepower motors and generators.....	11	7303	06/83	215.629	216.758	216.882	217.255	216.404	0.1	0.2	-0.4
Integral horsepower motors and generators (excluding land transportation types).....	11	7304	06/83	-	-	-	-	-	-	-	-
Parts and supplies for motors and generators.....			06/83	-	-	-	-	-	-	-	-
Other motors and generators.....	11	7311	06/06	-	-	-	-	-	-	-	-
Transformers and power regulators.....	11	74		-	-	-	-	-	-	-	-
Power and distribution transformers, except parts.....			12/99	-	-	-	-	-	-	-	-
Other transformers and parts for transformers.....			12/99	-	-	-	-	-	-	-	-
Switchgear, switchboard, industrial controls equipment.....	11	75		-	-	-	-	-	-	-	-
Industrial controls and related parts and accessories.....	11	7507		-	-	-	-	-	-	-	-
Switchgear and switchboard apparatus.....			06/05	-	-	-	-	-	-	-	-
Communications and related equipment and miscellaneous electronic systems & equipment.....	11	76	12/85	130.847	131.496	131.434	131.892	131.982	0.0	0.3	0.1
Telephone and wireline data networking equipment.....	11	7601	12/85	-	-	-	-	-	-	-	-
Other communications and related equipment, including broadcast and wireless.....	11	7603	06/13	109.454	109.602	109.222	109.321	109.459	-0.3	0.1	0.1
Electronic systems and equipment, n.e.c.....			12/03	-	-	-	-	-	-	-	-
Search, detection, navigation & guidance systems and equipment.....	11	7606	06/04	160.994	161.397	161.866	162.764	162.790	0.3	0.6	0.0
Electric lamp bulbs, tubes, and components.....	11	77		-	-	-	-	-	-	-	-
Electric lamp bulbs, tubes, and components.....			12/04	-	-	-	-	-	-	-	-
Electronic components and accessories.....	11	78		67.356	67.510	67.610	67.703	67.578	0.1	0.1	-0.2
Relays for electronic circuitry, industrial control overload, and switchgear type.....	11	7821		-	-	-	-	-	-	-	-
Switches, mechanical, for electronic circuitry.....	11	7822	06/82	-	-	-	-	-	-	-	-
Connectors for electronic circuitry.....	11	7824		249.722	249.764	251.975	254.021	254.482	0.9	0.8	0.2
Filters, crystals, and transducers.....			06/82	-	-	-	-	-	-	-	-

See footnotes at end of table.

Table 8. Producer price indexes and percentage changes for selected commodity and service groupings and individual items, seasonally adjusted — Continued
 [September 2023, Index base 1982=100, unless otherwise indicated]

Title	Commodity code		Other index base	Seasonally adjusted index ¹					Seasonally adjusted 1-month percent change ¹		
	Group code	Item code		May 2023	June 2023 ^P	July 2023 ^P	Aug. 2023 ^P	Sept. 2023 ^P	June to July ^P	July to Aug. ^P	Aug. to Sept. ^P
Integrated microcircuits.....			06/05	-	-	-	-	-	-	-	-
Other semiconductor and related devices.....	11	7847	06/05	75.985	75.941	77.420	77.471	77.355	1.9	0.1	-0.1
Bare printed circuit boards.....			12/00	-	-	-	-	-	-	-	-
Electronic coils, transformers, and other inductors.....	11	7853	06/82	-	-	-	-	-	-	-	-
Capacitors and resistors for electronic circuitry.....			12/22	-	-	-	-	-	-	-	-
Microwave components, electron tubes, and other electronic components, n.e.c.....			06/00	-	-	-	-	-	-	-	-
Printed circuit assemblies, loaded boards, modules and consumer external modems.....	11	7861	06/82	-	-	-	-	-	-	-	-
Miscellaneous electrical machinery and equipment.....				-	-	-	-	-	-	-	-
Storage batteries.....				-	-	-	-	-	-	-	-
Primary batteries.....				-	-	-	-	-	-	-	-
Carbon and graphite products.....	11	7903		-	-	-	-	-	-	-	-
X-ray and electromedical equipment.....	11	7905		-	-	-	-	-	-	-	-
Miscellaneous electrical industrial apparatus.....			12/85	-	-	-	-	-	-	-	-
All other electrical equipment and components, except industrial.....			12/06	-	-	-	-	-	-	-	-
Miscellaneous instruments.....	11	8		245.985	246.852	248.020	249.688	249.800	0.5	0.7	0.0
Automatic environmental controls for monitoring residential, commercial, and appliance use.....	11	81		-	-	-	-	-	-	-	-
Automatic environmental controls for monitoring residential, commercial, and appliance use.....	11	8105	12/03	-	-	-	-	-	-	-	-
Industrial process control instruments.....	11	82	06/83	285.000	286.833	286.538	288.883	289.438	-0.1	0.8	0.2
Industrial process control instruments.....	11	8201	06/83	285.000	286.833	286.538	288.883	289.438	-0.1	0.8	0.2
Fluid meters and counting devices.....	11	84	12/85	-	-	-	-	-	-	-	-
Fluid meters and counting devices.....	11	8401	12/85	-	-	-	-	-	-	-	-
Engineering and scientific instruments.....	11	85	12/85	279.516	280.360	285.450	288.447	289.470	1.8	1.0	0.4
Aeronautical, nautical, and navigational instruments.....	11	8501	12/85	312.721	314.226	321.516	325.789	327.104	2.3	1.3	0.4
Hospital beds and specialized hospital furniture.....			12/11	-	-	-	-	-	-	-	-
Measuring instruments and lenses.....	11	86	12/85	171.019	171.276	170.994	171.669	172.604	-0.2	0.4	0.5
Sighting, tracking, and fire-control equipment, optical type.....	11	8601	12/85	-	-	-	-	-	-	-	-
All other miscellaneous optical instruments and lenses.....	11	8602	12/85	-	-	-	-	-	-	-	-
Laboratory analytical instruments.....	11	8603	12/85	182.011	182.535	182.372	182.782	183.950	-0.1	0.2	0.6
Measuring & controlling devices, n.e.c.....	11	89	06/85	196.198	197.075	198.154	200.052	200.574	0.5	1.0	0.3
Aircraft engine instruments.....			06/85	-	-	-	-	-	-	-	-
Nuclear radiation detection & monitoring instruments.....	11	8904	06/85	247.756	249.263	247.841	248.766	250.234	-0.6	0.4	0.6
Physical properties and kinematic testing equipment.....			06/04	-	-	-	-	-	-	-	-
Commercial, geophysical, meteorological, surveying, drafting & general-purpose instruments.....			06/04	-	-	-	-	-	-	-	-
Miscellaneous machinery.....	11	9		-	-	-	-	-	-	-	-
Oil field and gas field machinery.....	11	91		-	-	-	-	-	-	-	-
Oil and gas field drilling, surveying, and cementing machinery (except parts sold separately).....	11	9102		-	-	-	-	-	-	-	-
Oil field and gas field production machinery (except pumps and parts sold separately).....				-	-	-	-	-	-	-	-
Parts and attachments for oil and gas field machinery and equipment.....			12/10	-	-	-	-	-	-	-	-
Mining machinery and equipment.....	11	92		-	-	-	-	-	-	-	-
Mining machinery and equipment (except parts sold separately).....			09/19	-	-	-	-	-	-	-	-
Parts and attachments for mining machinery and equipment (sold separately).....	11	9253		323.777	325.496	325.010	325.198	325.233	-0.1	0.1	0.0
Internal combustion engines.....	11	94		-	-	-	-	-	-	-	-
Diesel, semidiesel, and dual-fuel engines (except automotive).....	11	9407	12/82	-	-	-	-	-	-	-	-
Diesel, semidiesel, and dual-fuel engines for automobiles, trucks, and buses.....	11	9408	12/82	-	-	-	-	-	-	-	-
Parts & accessories for internal combustion engines, ex. aircraft & gasoline automotive engines.....	11	9413		245.134	245.620	246.073	246.684	247.175	0.2	0.2	0.2
Machine shop products.....	11	95		-	-	-	-	-	-	-	-
Machine shop products.....			06/84	-	-	-	-	-	-	-	-
Turbines and turbine generator sets.....			06/87	-	-	-	-	-	-	-	-
Turbines and turbine generator sets (excluding parts).....			06/87	-	-	-	-	-	-	-	-
Parts & accessories for turbines, turbine generators, and turbine generator sets.....			09/15	-	-	-	-	-	-	-	-
Parts & accessories for turbines, turbine generators, and turbine generator sets.....			09/15	-	-	-	-	-	-	-	-
Household furniture.....	12	1		-	-	-	-	-	-	-	-
Metal household furniture.....	12	11		-	-	-	-	-	-	-	-
Metal household furniture.....				-	-	-	-	-	-	-	-
Wood household furniture (nonupholstered).....	12	12		-	-	-	-	-	-	-	-
Wood household furniture (nonupholstered).....			12/22	-	-	-	-	-	-	-	-
Upholstered household furniture.....	12	13		-	-	-	-	-	-	-	-
Upholstered household furniture.....	12	1301		-	-	-	-	-	-	-	-

See footnotes at end of table.

Table 8. Producer price indexes and percentage changes for selected commodity and service groupings and individual items, seasonally adjusted — Continued
 [September 2023, Index base 1982=100, unless otherwise indicated]

Title	Commodity code		Other index base	Seasonally adjusted index ¹					Seasonally adjusted 1-month percent change ¹		
	Group code	Item code		May 2023	June 2023 ^P	July 2023 ^P	Aug. 2023 ^P	Sept. 2023 ^P	June to July ^P	July to Aug. ^P	Aug. to Sept. ^P
Bedding.....	12	14		-	-	-	-	-	-	-	-
Bedding.....				-	-	-	-	-	-	-	-
Metal porch, lawn, outdoor & casual furniture.....	12	15		374.746	369.745	370.709	367.832	365.228	0.3	-0.8	-0.7
Porch and lawn furniture.....	12	1501		374.746	369.745	370.709	367.832	365.228	0.3	-0.8	-0.7
Nonupholstered household furniture, except wood and metal.....			12/85	-	-	-	-	-	-	-	-
Nonupholstered household furniture, except wood and metal.....			12/85	-	-	-	-	-	-	-	-
Commercial furniture.....	12	2		-	-	-	-	-	-	-	-
Wood office furniture and store fixtures.....	12	21		-	-	-	-	-	-	-	-
Wood office furniture and store fixtures.....				-	-	-	-	-	-	-	-
Nonwood furniture and store fixtures.....	12	22		-	-	-	-	-	-	-	-
Nonwood commercial storage units, files, and tables.....				-	-	-	-	-	-	-	-
Nonwood commercial furniture.....				-	-	-	-	-	-	-	-
Nonwood partitions and fixtures.....			12/83	-	-	-	-	-	-	-	-
Public building furniture.....			12/84	-	-	-	-	-	-	-	-
Public building furniture.....			12/84	-	-	-	-	-	-	-	-
Commercial furniture and fixtures, n.e.c.....	12	24	12/85	285.311	284.630	286.394	286.231	287.748	0.6	-0.1	0.5
Commercial furniture and fixtures, n.e.c.....	12	2401	12/85	285.311	284.630	286.394	286.231	287.748	0.6	-0.1	0.5
Floor coverings.....	12	3		-	-	-	-	-	-	-	-
Carpets and rugs.....	12	31		-	-	-	-	-	-	-	-
Carpet and rugs.....				-	-	-	-	-	-	-	-
Resilient floor coverings.....	12	32		-	-	-	-	-	-	-	-
Resilient floor coverings.....	12	3201		-	-	-	-	-	-	-	-
Household appliances.....	12	4		-	-	-	-	-	-	-	-
Major appliances.....	12	41		-	-	-	-	-	-	-	-
Household cooking appliances.....				-	-	-	-	-	-	-	-
Household refrigeration equipment.....				-	-	-	-	-	-	-	-
Other major household appliances including room air-conditioners.....	12	4104		-	-	-	-	-	-	-	-
Household vacuum cleaners, including parts and attachments.....	12	43		-	-	-	-	-	-	-	-
Household vacuum cleaners and other floor care machines (including parts and attachments).....	12	4301		-	-	-	-	-	-	-	-
Electric housewares and fans.....	12	44		-	-	-	-	-	-	-	-
Parts and attachments for small electric household appliances, including fan parts.....			12/82	-	-	-	-	-	-	-	-
Small electric household appliances, including fans.....			05/21	-	-	-	-	-	-	-	-
Portable residential lighting fixtures, including parts and accessories.....	12	45		-	-	-	-	-	-	-	-
Portable residential lighting fixtures, including parts and accessories.....				-	-	-	-	-	-	-	-
Home electronic equipment.....	12	5		-	-	-	-	-	-	-	-
Speakers and commercial sound equipment.....	12	57	12/03	-	-	-	-	-	-	-	-
Speakers and commercial sound equipment.....	12	5707	12/03	-	-	-	-	-	-	-	-
Other home electronic equipment.....			06/04	-	-	-	-	-	-	-	-
Other home electronic equipment, including television receivers and automotive A/V equipment.....			01/17	-	-	-	-	-	-	-	-
Other household durable goods.....	12	6		-	-	-	-	-	-	-	-
Vitreous china, fine earthenware, and other pottery products.....	12	61		-	-	-	-	-	-	-	-
Vitreous china, porcelain, and earthenware table and kitchenware and other pottery products.....	12	6101		-	-	-	-	-	-	-	-
Mirrors (decorated and undecorated).....				-	-	-	-	-	-	-	-
Mirrors (decorated and undecorated), made from purchased glass.....				-	-	-	-	-	-	-	-
Lawn/garden equipment.....	12	66		-	-	-	-	-	-	-	-
Parts and attachments for consumer lawn, garden, and snow equipment.....			12/82	-	-	-	-	-	-	-	-
Consumer lawn, garden, and snow equipment.....			05/18	-	-	-	-	-	-	-	-
Cutlery, flatware (except precious), razors and razor blades.....	12	67		-	-	-	-	-	-	-	-
Cutlery, flatware (except precious), razors and razor blades.....	12	6701		-	-	-	-	-	-	-	-
Metal kitchen utensil, pots, and pans.....				-	-	-	-	-	-	-	-
Metal kitchen utensil, pots, and pans.....				-	-	-	-	-	-	-	-
Window shades, blinds, and accessories.....	12	69	06/84	-	-	-	-	-	-	-	-
Window shades, blinds, and accessories.....	12	6901	06/84	-	-	-	-	-	-	-	-
Glass.....				-	-	-	-	-	-	-	-
Flat glass.....	13	11		-	-	-	-	-	-	-	-
Specialty glass.....	13	1107		-	-	-	-	-	-	-	-
Flat glass (float, sheet, and plate process).....			12/22	-	-	-	-	-	-	-	-
Other finished glassware.....	13	13	06/83	-	-	-	-	-	-	-	-
Pressed and blown glassware.....	13	1301	06/83	-	-	-	-	-	-	-	-
Concrete ingredients and related products.....	13	2		401.724	403.228	404.225	406.855	409.640	0.2	0.7	0.7
Construction sand, gravel, and crushed stone.....	13	21		454.496	457.094	457.971	461.538	464.057	0.2	0.8	0.5
Construction sand, gravel and crushed stone.....	13	2101		454.496	457.094	457.971	461.538	464.057	0.2	0.8	0.5
Cement, hydraulic.....	13	22		331.394	330.928	332.229	333.274	336.771	0.4	0.3	1.0

See footnotes at end of table.

Table 8. Producer price indexes and percentage changes for selected commodity and service groupings and individual items, seasonally adjusted — Continued
 [September 2023, Index base 1982=100, unless otherwise indicated]

Title	Commodity code		Other index base	Seasonally adjusted index ¹					Seasonally adjusted 1-month percent change ¹		
	Group code	Item code		May 2023	June 2023 ^P	July 2023 ^P	Aug. 2023 ^P	Sept. 2023 ^P	June to July ^P	July to Aug. ^P	Aug. to Sept. ^P
Cement, hydraulic.....	13	2201		331.394	330.928	332.229	333.274	336.771	0.4	0.3	1.0
Concrete products.....	13	3		364.018	364.665	364.632	369.179	372.038	0.0	1.2	0.8
Concrete block and brick.....	13	31		357.296	358.365	357.099	360.315	360.809	-0.4	0.9	0.1
Structural concrete block.....	13	3111		374.073	376.525	374.720	378.299	378.637	-0.5	1.0	0.1
Decorative concrete block.....	13	3121		312.658	312.403	310.510	316.204	316.368	-0.6	1.8	0.1
Concrete brick.....				-	-	-	-	-	-	-	-
Concrete pavers.....	13	3141		300.441	300.087	302.148	303.240	303.492	0.7	0.4	0.1
Concrete pipe.....				-	-	-	-	-	-	-	-
Concrete pipe.....				-	-	-	-	-	-	-	-
Ready-mix concrete.....	13	33		361.208	360.872	361.042	367.541	368.826	0.0	1.8	0.3
Ready-mix concrete.....	13	3301		361.208	360.872	361.042	367.541	368.826	0.0	1.8	0.3
Precast concrete products.....	13	34		378.984	381.750	382.306	384.311	388.217	0.1	0.5	1.0
Precast concrete products.....	13	3401		378.984	381.750	382.306	384.311	388.217	0.1	0.5	1.0
Prestressed concrete products.....				-	-	-	-	-	-	-	-
Prestressed concrete products.....				-	-	-	-	-	-	-	-
Clay construction products ex. refractories.....	13	4		-	-	-	-	-	-	-	-
Brick and structural clay tile.....	13	42	12/84	-	-	-	-	-	-	-	-
Building or common brick.....	13	4201	12/84	-	-	-	-	-	-	-	-
Glazed brick and other brick (paving, floor, and sewer).....	13	4202	12/84	-	-	-	-	-	-	-	-
Clay floor and wall tile, glazed and unglazed.....	13	44		-	-	-	-	-	-	-	-
Clay floor and wall tile, glazed and unglazed (including quarry tile and ceramic mosaic tile).....				-	-	-	-	-	-	-	-
Structural clay products, n.e.c.....	13	45		-	-	-	-	-	-	-	-
Structural clay products, n.e.c.....	13	4501		-	-	-	-	-	-	-	-
Refractories.....	13	5		-	-	-	-	-	-	-	-
Clay refractories.....	13	52		-	-	-	-	-	-	-	-
Clay refractories.....	13	5201		-	-	-	-	-	-	-	-
Nonclay refractories.....	13	53		-	-	-	-	-	-	-	-
Nonclay refractories (excluding dead-burned magnesia).....	13	5301		-	-	-	-	-	-	-	-
Asphalt felts and coatings.....	13	6		-	-	-	-	-	-	-	-
Prepared asphalt and tar roofing and siding products.....	13	61		-	-	-	-	-	-	-	-
Prepared asphalt and tar roofing and siding products.....	13	6101		-	-	-	-	-	-	-	-
Roofing asphalts, pitches, coatings, and cement.....	13	62		-	-	-	-	-	-	-	-
Roofing asphalts, pitches, coatings, and cement.....	13	6201		-	-	-	-	-	-	-	-
Gypsum products.....	13	7		458.043	455.346	456.543	453.699	454.861	0.3	-0.6	0.3
Gypsum products.....	13	71		458.043	455.346	456.543	453.699	454.861	0.3	-0.6	0.3
Gypsum products.....	13	7101		458.043	455.346	456.543	453.699	454.861	0.3	-0.6	0.3
Glass containers.....	13	8		280.753	281.923	282.088	283.872	277.295	0.1	0.6	-2.3
Glass containers.....	13	81		280.753	281.923	282.088	283.872	277.295	0.1	0.6	-2.3
Glass containers (including value of packaging).....	13	8101		280.753	281.923	282.088	283.872	277.295	0.1	0.6	-2.3
Other nonmetallic minerals.....	13	9		318.232	317.434	316.435	315.829	317.725	-0.3	-0.2	0.6
Insulation materials.....	13	92		-	-	-	-	-	-	-	-
Mineral wool for thermal and acoustical envelope insulation.....	13	9201		-	-	-	-	-	-	-	-
Mineral wool for industrial, equipment, and appliance insulation.....				-	-	-	-	-	-	-	-
Paving mixtures and blocks.....	13	94		392.714	388.549	386.156	389.265	393.092	-0.6	0.8	1.0
Paving mixtures and blocks.....	13	9401		392.714	388.549	386.156	389.265	393.092	-0.6	0.8	1.0
Cut stone and stone products.....			12/84	-	-	-	-	-	-	-	-
Cut stone and stone products.....			12/84	-	-	-	-	-	-	-	-
Gaskets, packing, and sealing devices.....	13	98	12/85	-	-	-	-	-	-	-	-
Gaskets and gasketing material.....	13	9801	12/85	-	-	-	-	-	-	-	-
Packing and sealing.....	13	9802	12/85	-	-	-	-	-	-	-	-
Nonmetallic minerals and products, n.e.c.....	13	99	06/82	-	-	-	-	-	-	-	-
Clay and stone mining and quarrying.....	13	9902	06/84	-	-	-	-	-	-	-	-
All other nonmetallic mineral products.....	13	9903	12/85	235.492	235.995	236.707	236.191	236.997	0.3	-0.2	0.3
Motor vehicles and equipment.....	14	1		169.179	168.944	169.377	169.486	169.838	0.3	0.1	0.2
Motor vehicles.....	14	11		170.986	170.608	171.139	171.321	171.926	0.3	0.1	0.4
Passenger cars and chassis.....	14	1101		141.025	139.972	140.277	140.669	140.831	0.2	0.3	0.1
Motorcycles, including three-wheel motorbikes, motorscooters, mopeds, and parts.....	14	1104		-	-	-	-	-	-	-	-
Trucks, truck tractors, & bus chassis 14,000 lb or less, incl. minivans & suvs.....	14	1105		198.966	198.599	199.266	199.430	200.347	0.3	0.1	0.5
Trucks, over 14,000 lbs GVW.....	14	1106		-	-	-	-	-	-	-	-
Motor vehicles parts.....	14	12		-	-	-	-	-	-	-	-
Motor vehicles parts.....			12/03	-	-	-	-	-	-	-	-
Truck and bus bodies.....	14	13	12/82	-	-	-	-	-	-	-	-
Truck and bus bodies sold separately.....	14	1301	12/82	-	-	-	-	-	-	-	-

See footnotes at end of table.

Table 8. Producer price indexes and percentage changes for selected commodity and service groupings and individual items, seasonally adjusted — Continued
 [September 2023, Index base 1982=100, unless otherwise indicated]

Title	Commodity code		Other index base	Seasonally adjusted index ¹					Seasonally adjusted 1-month percent change ¹		
	Group code	Item code		May 2023	June 2023 ^P	July 2023 ^P	Aug. 2023 ^P	Sept. 2023 ^P	June to July ^P	July to Aug. ^P	Aug. to Sept. ^P
Complete vehicles on purchased chassis.....			12/82	-	-	-	-	-	-	-	-
Truck trailers.....	14	14		-	-	-	-	-	-	-	-
Truck trailers.....	14	1406	12/86	-	-	-	-	-	-	-	-
Motor homes, built on purchased chassis.....	14	15	06/84	-	-	-	-	-	-	-	-
Motor homes, built on purchased chassis.....	14	1501	06/84	-	-	-	-	-	-	-	-
Travel trailers and campers.....	14	16	06/84	-	-	-	-	-	-	-	-
Travel trailers.....	14	1601	06/84	-	-	-	-	-	-	-	-
Camping trailers, campers, pick-up covers, and parts.....	14	1602	06/84	-	-	-	-	-	-	-	-
Aircraft and aircraft equipment.....	14	2		306.535	307.129	307.634	307.732	308.019	0.2	0.0	0.1
Aircraft.....	14	21		341.325	342.392	342.861	342.953	343.423	0.1	0.0	0.1
Civilian aircraft.....	14	2102	12/85	331.728	333.176	333.811	333.937	334.573	0.2	0.0	0.2
Military aircraft.....			06/13	-	-	-	-	-	-	-	-
Aircraft engine and engine parts.....	14	23	12/85	250.909	250.799	251.763	251.919	252.050	0.4	0.1	0.1
Aircraft engine and engine parts.....	14	2301	12/85	250.909	250.799	251.763	251.919	252.050	0.4	0.1	0.1
Other aircraft parts and equipment.....	14	25	06/85	208.292	208.325	208.441	208.481	208.451	0.1	0.0	0.0
Other aircraft parts and equipment.....	14	2501	06/85	208.292	208.325	208.441	208.481	208.451	0.1	0.0	0.0
Ships and boats.....	14	3		305.321	306.043	307.501	306.345	308.105	0.5	-0.4	0.6
Ships.....	14	31	12/85	-	-	-	-	-	-	-	-
Military self-propelled ships, new construction.....			06/96	-	-	-	-	-	-	-	-
Nonmilitary self-propelled ships, new construction.....			06/96	-	-	-	-	-	-	-	-
Boats.....	14	32		352.138	353.028	352.790	349.895	354.515	-0.1	-0.8	1.3
Outboard motorboats, including commercial and military (except sailboats and lifeboats).....	14	3201		403.763	403.457	401.545	397.722	403.261	-0.5	-1.0	1.4
Inboard motorboats, including commercial and military (except sailboats and lifeboats).....	14	3202		356.003	359.393	362.451	360.709	366.174	0.9	-0.5	1.5
Inboard-outdrive boats, including commercial and military (except sailboats and lifeboats).....	14	3203		-	-	-	-	-	-	-	-
All other boats (excluding military and commercial).....				-	-	-	-	-	-	-	-
Railroad equipment.....	14	4		-	-	-	-	-	-	-	-
Railroad cars and locomotives.....			05/22	-	-	-	-	-	-	-	-
Railroad cars and locomotives.....			05/22	-	-	-	-	-	-	-	-
Railway maintenance of way equipment and parts.....			05/22	-	-	-	-	-	-	-	-
Railway maintenance of way equipment and parts.....				-	-	-	-	-	-	-	-
Transportation equipment, n.e.c.....			06/85	-	-	-	-	-	-	-	-
Transportation equipment, n.e.c.....			06/85	-	-	-	-	-	-	-	-
Other transportation equipment, incl. golf carts, vehicle trailers, and all-terrain vehicles.....			06/85	-	-	-	-	-	-	-	-
Toys, sporting goods, small arms, etc.....	15	1		208.408	207.553	207.412	210.309	213.446	-0.1	1.4	1.5
Toys, games, and children's vehicles.....	15	11		-	-	-	-	-	-	-	-
Toys, games, and children's vehicles.....	15	1101		-	-	-	-	-	-	-	-
Sporting and athletic goods.....	15	12		-	-	-	-	-	-	-	-
Sporting and athletic goods.....	15	1201		-	-	-	-	-	-	-	-
Small arms and ammunition.....	15	13		313.222	313.196	313.325	312.802	313.293	0.0	-0.2	0.2
Small arms.....	15	1301		-	-	-	-	-	-	-	-
Small arms ammunition.....	15	1302		419.596	419.016	419.780	416.829	418.098	0.2	-0.7	0.3
Tobacco products, incl. stemmed & redried.....	15	2		-	-	-	-	-	-	-	-
Cigarettes, excluding electronic.....	15	21		-	-	-	-	-	-	-	-
Cigarettes, excluding electronic.....	15	2101		-	-	-	-	-	-	-	-
Stemmed and redried tobacco.....	15	24	06/84	-	-	-	-	-	-	-	-
Stemmed and redried tobacco.....	15		06/84	-	-	-	-	-	-	-	-
Other tobacco products.....	15	25	12/05	-	-	-	-	-	-	-	-
Other tobacco products.....	15	2501	12/05	-	-	-	-	-	-	-	-
Notions.....	15	3		-	-	-	-	-	-	-	-
Fasteners, zippers, buttons, needles, pins, and buckles.....	15	32		-	-	-	-	-	-	-	-
Fasteners, zippers, buttons, needles, pins, and buckles.....				-	-	-	-	-	-	-	-
Photographic equipment and supplies.....	15	4		-	-	-	-	-	-	-	-
Photographic and photocopying equipment.....	15	41		-	-	-	-	-	-	-	-
Photographic and photocopying equipment.....			12/83	-	-	-	-	-	-	-	-
Photographic supplies.....	15	42		-	-	-	-	-	-	-	-
Photographic supplies.....			12/83	-	-	-	-	-	-	-	-
Mobile homes.....	15	5		-	-	-	-	-	-	-	-
Manufactured homes (mobile homes), all sizes (incl. multisection).....	15	53		-	-	-	-	-	-	-	-
Manufactured mobile homes and nonresidential mobile buildings.....	15	5303	12/86	-	-	-	-	-	-	-	-
Medical, surgical & personal aid devices.....	15	6		198.848	200.118	199.842	200.089	200.067	-0.1	0.1	0.0
Surgical and medical instruments.....	15	62	06/82	151.019	151.330	151.043	151.156	150.858	-0.2	0.1	-0.2
Surgical and medical instruments.....	15	6201	06/82	151.019	151.330	151.043	151.156	150.858	-0.2	0.1	-0.2

See footnotes at end of table.

Table 8. Producer price indexes and percentage changes for selected commodity and service groupings and individual items, seasonally adjusted — Continued
 [September 2023, Index base 1982=100, unless otherwise indicated]

Title	Commodity code		Other index base	Seasonally adjusted index ¹					Seasonally adjusted 1-month percent change ¹		
	Group code	Item code		May 2023	June 2023 ^P	July 2023 ^P	Aug. 2023 ^P	Sept. 2023 ^P	June to July ^P	July to Aug. ^P	Aug. to Sept. ^P
Medical and surgical appliances and supplies.....	15	63	06/83	-	-	-	-	-	-	-	-
Medical and surgical appliances and supplies.....	15	6301	06/83	-	-	-	-	-	-	-	-
Ophthalmic goods.....	15	64	12/83	-	-	-	-	-	-	-	-
Ophthalmic goods.....	15	6401	12/83	-	-	-	-	-	-	-	-
Dental equipment and supplies.....	15	65	06/85	-	-	-	-	-	-	-	-
Dental equipment and supplies.....	15	6501	06/85	-	-	-	-	-	-	-	-
Other industrial safety equipment.....	15	7		-	-	-	-	-	-	-	-
Personal safety equipment and clothing.....	15	71		-	-	-	-	-	-	-	-
Personal safety equipment and clothing.....			06/04	-	-	-	-	-	-	-	-
Other miscellaneous products.....	15	9		-	-	-	-	-	-	-	-
Burial caskets.....	15	91		515.953	518.152	520.164	520.358	512.406	0.4	0.0	-1.5
Burial caskets.....	15	9101		515.953	518.152	520.164	520.358	512.406	0.4	0.0	-1.5
Musical instruments.....	15	93		-	-	-	-	-	-	-	-
Musical instruments.....	15	9301		-	-	-	-	-	-	-	-
Jewelry and jewelry products.....				-	-	-	-	-	-	-	-
Jewelry (gold and platinum) and silverware.....				-	-	-	-	-	-	-	-
Costume jewelry and novelties.....				-	-	-	-	-	-	-	-
All other jewelry and personal goods (excluding costume).....			06/07	-	-	-	-	-	-	-	-
Jewelers' material and lapidary work.....			12/08	-	-	-	-	-	-	-	-
Pens, pencils, and marking devices.....	15	95		226.190	226.160	226.302	226.310	226.592	0.1	0.0	0.1
Pens, markers, mechanical pencils, and associated parts.....	15	9502	12/85	-	-	-	-	-	-	-	-
Lead pencils, art goods, office supplies and small office equipment, excluding paper.....	15	9503	12/85	214.664	214.088	215.140	214.761	215.224	0.5	-0.2	0.2
Marking devices.....			12/85	-	-	-	-	-	-	-	-
Brooms and brushes.....	15	97		-	-	-	-	-	-	-	-
Brooms, brushes and mops.....	15	9705	12/85	-	-	-	-	-	-	-	-
Miscellaneous products, n.e.c.....	15	9A	12/85	-	-	-	-	-	-	-	-
Candles.....			12/85	-	-	-	-	-	-	-	-
Signs and advertising displays.....			12/85	-	-	-	-	-	-	-	-
All other miscellaneous fabricated products and recyclable materials.....			12/85	-	-	-	-	-	-	-	-
Reproduction of audio and video media and software.....			12/03	-	-	-	-	-	-	-	-
Reproduction of audio and video media and software.....			12/03	-	-	-	-	-	-	-	-
Services²											
Transportation of freight and mail.....	30	1	06/09	162.466	161.502	162.096	162.844	163.316	0.4	0.5	0.3
Rail transportation of freight and mail.....	30	11	12/08	-	-	-	-	-	-	-	-
Rail transportation of freight and mail.....	30	1101	12/08	-	-	-	-	-	-	-	-
Truck transportation of freight.....	30	12	06/09	-	-	-	-	-	-	-	-
Local motor carrying.....	30	1201	06/09	-	-	-	-	-	-	-	-
Long-distance motor carrying.....	30	1202	06/09	-	-	-	-	-	-	-	-
Water transportation of freight.....			06/09	-	-	-	-	-	-	-	-
Deep sea water transportation of freight.....			12/08	-	-	-	-	-	-	-	-
Coastal and intercoastal water transportation of freight.....			12/08	-	-	-	-	-	-	-	-
Great Lakes-St Lawrence Seaway water transportation of freight.....	30	1303	12/08	-	-	-	-	-	-	-	-
Inland waterways transportation of freight.....			12/08	-	-	-	-	-	-	-	-
Air transportation of freight.....			12/08	-	-	-	-	-	-	-	-
Air transportation of freight.....			12/08	-	-	-	-	-	-	-	-
Courier, messenger, and U.S. postal services.....	30	16	06/09	182.179	182.070	185.164	186.995	188.163	1.7	1.0	0.6
U.S. Postal Service.....	30	1601	06/89	-	-	-	-	-	-	-	-
Courier and messenger services, except air.....	30	1602	04/09	202.499	202.793	204.024	206.310	207.778	0.6	1.1	0.7
Air mail and package delivery services, excluding by USPS.....	30	1603	04/09	232.521	231.378	232.804	237.861	241.067	0.6	2.2	1.3
Pipeline transportation.....			05/22	-	-	-	-	-	-	-	-
Pipeline transportation of petroleum products.....	30	1701	12/08	181.763	182.701	194.798	195.250	195.436	6.6	0.2	0.1
Pipeline transportation of natural gas.....			05/22	-	-	-	-	-	-	-	-
Transportation of passengers (partial).....	30	2	06/09	142.914	145.809	148.256	145.351	142.395	1.7	-2.0	-2.0
Rail transportation of passengers.....	30	21	12/08	133.585	133.331	133.503	133.739	133.688	0.1	0.2	0.0
Rail transportation of passengers.....	30	2101	12/08	133.585	133.331	133.503	133.739	133.688	0.1	0.2	0.0
Airline passenger services.....	30	22	12/08	131.783	134.485	136.765	134.054	131.297	1.7	-2.0	-2.1
Airline passenger services.....	30	2201	12/08	131.783	134.485	136.765	134.054	131.297	1.7	-2.0	-2.1
Services related to water transportation.....	31	1	06/09	138.428	137.901	137.986	138.679	139.271	0.1	0.5	0.4
Towing, tugging, docking, and related services.....	31	11	03/09	-	-	-	-	-	-	-	-
Towing, tugging, docking and related services.....	31	1101	03/09	-	-	-	-	-	-	-	-
Operation of port waterfront terminals.....			12/08	-	-	-	-	-	-	-	-
Operation of port waterfront terminals.....			12/08	-	-	-	-	-	-	-	-
Marine cargo handling.....	31	13	12/08	128.099	128.272	128.112	128.195	127.947	-0.1	0.1	-0.2
Marine cargo handling.....	31	1301	12/08	128.099	128.272	128.112	128.195	127.947	-0.1	0.1	-0.2
Services related to air transportation.....	31	2	04/09	137.028	138.556	141.762	140.233	143.449	2.3	-1.1	2.3

See footnotes at end of table.

Table 8. Producer price indexes and percentage changes for selected commodity and service groupings and individual items, seasonally adjusted — Continued
 [September 2023, Index base 1982=100, unless otherwise indicated]

Title	Commodity code		Other index base	Seasonally adjusted index ¹					Seasonally adjusted 1-month percent change ¹		
	Group code	Item code		May 2023	June 2023 ^P	July 2023 ^P	Aug. 2023 ^P	Sept. 2023 ^P	June to July ^P	July to Aug. ^P	Aug. to Sept. ^P
Other airport operations, excluding aircraft maintenance and repair.....	31	21	04/09	137.028	138.556	141.762	140.233	143.449	2.3	-1.1	2.3
Other airport operations, excluding aircraft maintenance and repair.....	31	2101	04/09	137.028	138.556	141.762	140.233	143.449	2.3	-1.1	2.3
Other services related to transportation activities (partial).....			06/09	-	-	-	-	-	-	-	-
Arrangement of freight and cargo.....			12/08	-	-	-	-	-	-	-	-
Arrangement of freight and cargo.....			12/08	-	-	-	-	-	-	-	-
Freight forwarding.....			12/08	-	-	-	-	-	-	-	-
Freight forwarding.....			12/08	-	-	-	-	-	-	-	-
Warehousing, storage, and related services.....			12/08	-	-	-	-	-	-	-	-
Warehousing, storage, and related services.....			12/08	-	-	-	-	-	-	-	-
Warehousing, storage, and related services.....			12/08	-	-	-	-	-	-	-	-
Book, periodical, and newspaper publishing sales and subscriptions.....	33	1	06/09	150.394	150.516	151.088	151.736	152.458	0.4	0.4	0.5
Sales of books.....	33	11		474.176	476.394	479.326	479.010	483.208	0.6	-0.1	0.9
Sales of textbooks.....	33	1101		-	-	-	-	-	-	-	-
Sales of technical, scientific, and professional books.....	33	1102		774.743	775.319	788.363	794.075	795.994	1.7	0.7	0.2
Sales of religious books.....				-	-	-	-	-	-	-	-
Sales of general adult and juvenile books.....				-	-	-	-	-	-	-	-
Sales of general reference books.....				-	-	-	-	-	-	-	-
Sales and subscriptions of periodicals and newspapers.....	33	12	06/09	148.204	147.818	148.070	149.359	149.540	0.2	0.9	0.1
Sales and subscriptions of periodicals.....			06/07	-	-	-	-	-	-	-	-
Newspaper subscription and single copy sales.....	33	1202		590.837	588.216	589.930	598.701	599.930	0.3	1.5	0.2
Greeting card publishing sales.....			12/85	-	-	-	-	-	-	-	-
Greeting card publishing sales.....			12/85	-	-	-	-	-	-	-	-
Greeting card publishing sales.....			12/85	-	-	-	-	-	-	-	-
Calendars, yearbooks, and other miscellaneous publishing sales.....			12/89	-	-	-	-	-	-	-	-
Calendars, yearbooks, and other miscellaneous publishing sales.....			12/89	-	-	-	-	-	-	-	-
Calendars, yearbooks, and other miscellaneous publishing sales.....			12/89	-	-	-	-	-	-	-	-
Directory, mailing list, and related compilations publishing sales.....			12/22	-	-	-	-	-	-	-	-
Directory, mailing list, and related compilations publishing sales.....			12/22	-	-	-	-	-	-	-	-
Directory, mailing list, and related compilations publishing sales.....			12/22	-	-	-	-	-	-	-	-
System software publishing.....			05/22	-	-	-	-	-	-	-	-
System software publishing.....			05/22	-	-	-	-	-	-	-	-
System software publishing.....			05/22	-	-	-	-	-	-	-	-
Application software publishing.....			06/09	-	-	-	-	-	-	-	-
Application software publishing.....			06/09	-	-	-	-	-	-	-	-
Desktop and portable device application software publishing.....			12/08	-	-	-	-	-	-	-	-
Application software publishing, cross-industry, vertical market, utilities, and other.....			12/08	-	-	-	-	-	-	-	-
Application software publishing, game software.....	34	2104	12/13	-	-	-	-	-	-	-	-
Affiliate agreements, programming sales, and retransmission fees for cable and broadcast tv.....	35	1	06/09	159.227	159.283	159.925	160.328	160.884	0.4	0.3	0.3
Affiliate agreements, programming sales, and retransmission fees for cable and broadcast tv.....	35	11	06/09	159.227	159.283	159.925	160.328	160.884	0.4	0.3	0.3
Affiliate agreements, programming sales, and retransmission fees for cable and broadcast tv.....	35	1101	12/08	162.155	162.267	162.915	163.343	163.932	0.4	0.3	0.4
Affiliate agreements, programming sales, and retransmission fees for radio.....			06/09	-	-	-	-	-	-	-	-
Affiliate agreements, programming sales, and retransmission fees for radio.....			06/09	-	-	-	-	-	-	-	-
Affiliate agreements, programming sales, and network compensation for radio.....			12/08	-	-	-	-	-	-	-	-
Advertising space sales in periodicals, newspapers, directories, and mailing lists.....	36	1	06/09	-	-	-	-	-	-	-	-
Advertising space sales in periodicals and newspapers.....	36	11	06/09	-	-	-	-	-	-	-	-
Advertising space sales in periodicals.....	36	1101		-	-	-	-	-	-	-	-
Advertising space sales in newspapers.....	36	1102		-	-	-	-	-	-	-	-
Advertising space sales in directories and mailing lists.....	36	12	12/08	-	-	-	-	-	-	-	-
Print advertising space sales in directories and mailing lists.....	36	1201	12/08	-	-	-	-	-	-	-	-
Television advertising time sales.....	36	2	06/09	87.487	85.620	84.702	77.774	74.786	-1.1	-8.2	-3.8
Television advertising time sales.....	36	21	06/09	87.487	85.620	84.702	77.774	74.786	-1.1	-8.2	-3.8
Broadcast and network television advertising time sales.....	36	2101	12/08	77.130	78.379	77.834	77.357	73.415	-0.7	-0.6	-5.1
Cable network advertising time sales.....	36	2102	12/08	-	-	-	-	-	-	-	-
Local cable system advertising time sales.....			12/08	-	-	-	-	-	-	-	-
Radio advertising time sales.....	36	3	03/09	100.843	98.160	91.108	95.266	93.976	-7.2	4.6	-1.4
Radio advertising time sales.....	36	31	03/09	100.843	98.160	91.108	95.266	93.976	-7.2	4.6	-1.4
Radio advertising time sales.....	36	3101	03/09	100.843	98.160	91.108	95.266	93.976	-7.2	4.6	-1.4
Internet advertising sales.....			12/22	-	-	-	-	-	-	-	-
Internet advertising sales.....			12/22	-	-	-	-	-	-	-	-

See footnotes at end of table.

Table 8. Producer price indexes and percentage changes for selected commodity and service groupings and individual items, seasonally adjusted — Continued
 [September 2023, Index base 1982=100, unless otherwise indicated]

Title	Commodity code		Other index base	Seasonally adjusted index ¹					Seasonally adjusted 1-month percent change ¹		
	Group code	Item code		May 2023	June 2023 ^P	July 2023 ^P	Aug. 2023 ^P	Sept. 2023 ^P	June to July ^P	July to Aug. ^P	Aug. to Sept. ^P
Internet advertising sales.....			12/22	-	-	-	-	-	-	-	-
Wired telephone services.....	37	1	06/09	-	-	-	-	-	-	-	-
Residential wired telephone services.....	37	11	06/09	-	-	-	-	-	-	-	-
Local residential wired telephone service.....	37	1101	12/08	-	-	-	-	-	-	-	-
Long distance residential wired telephone service.....	37	1102	03/09	-	-	-	-	-	-	-	-
All-distance residential wired telephone service.....	37	1103	12/11	-	-	-	-	-	-	-	-
Business wired telephone services.....			06/09	-	-	-	-	-	-	-	-
Local business wired telephone service.....			12/08	-	-	-	-	-	-	-	-
Long distance business wired telephone and other toll service.....	37	1202	04/09	99.298	97.780	100.959	100.415	99.903	3.3	-0.5	-0.5
Private line wired telephone service.....	37	1204	12/11	-	-	-	-	-	-	-	-
All-distance business wired telephone service (partial).....			05/22	-	-	-	-	-	-	-	-
Other telephone services.....			12/08	-	-	-	-	-	-	-	-
Other wired telephone services.....			12/08	-	-	-	-	-	-	-	-
Wireless telecommunication services.....	37	2	06/09	66.591	66.691	66.763	66.047	66.176	0.1	-1.1	0.2
Cellular phone and other wireless telecommunication services.....	37	21	03/09	65.071	65.183	65.228	64.566	64.645	0.1	-1.0	0.1
Cellular phone and other wireless telecommunication services.....	37	2101	03/09	65.071	65.183	65.228	64.566	64.645	0.1	-1.0	0.1
Cable and satellite subscriber services.....	37	3	12/08	165.389	167.234	167.386	169.205	170.249	0.1	1.1	0.6
Cable and satellite subscriber services.....	37	31	12/08	165.389	167.234	167.386	169.205	170.249	0.1	1.1	0.6
Cable and satellite subscriber services.....	37	3101	12/08	165.389	167.234	167.386	169.205	170.249	0.1	1.1	0.6
Internet access services.....			03/09	-	-	-	-	-	-	-	-
Internet access services.....			03/09	-	-	-	-	-	-	-	-
Residential Internet access services.....			12/11	-	-	-	-	-	-	-	-
Business Internet access services.....	37	4103	12/11	-	-	-	-	-	-	-	-
Bundled wired telecommunications access services.....			12/11	-	-	-	-	-	-	-	-
Bundled wired telecommunications access services.....			12/11	-	-	-	-	-	-	-	-
Bundled wired telecommunications access services.....			12/11	-	-	-	-	-	-	-	-
Data processing and related services.....			06/09	-	-	-	-	-	-	-	-
Data processing and related services.....			06/09	-	-	-	-	-	-	-	-
Hosting, ASP and other IT infrastructure provisioning services.....			12/08	-	-	-	-	-	-	-	-
Business process management services (partial).....			12/08	-	-	-	-	-	-	-	-
Data management, information transformation and other services.....			12/08	-	-	-	-	-	-	-	-
Loan services (partial).....	39	1	06/09	206.921	202.976	199.572	199.014	194.954	-1.7	-0.3	-2.0
Business loans (partial).....	39	11	04/09	409.797	401.850	394.412	388.224	376.156	-1.9	-1.6	-3.1
Business loans (partial).....	39	1101	04/09	409.797	401.850	394.412	388.224	376.156	-1.9	-1.6	-3.1
Consumer loans (partial).....	39	12	06/09	121.840	118.716	117.893	121.769	122.983	-0.7	3.3	1.0
Residential real estate loans (partial).....			04/09	-	-	-	-	-	-	-	-
Vehicle loans (partial).....	39	1202	04/09	57.972	52.918	52.962	55.012	51.307	0.1	3.9	-6.7
Credit cards, overdraft credit, and related plans (partial).....	39	1203	04/09	197.719	198.127	198.967	198.475	192.385	0.4	-0.2	-3.1
Other loans and loan services (partial).....			04/09	-	-	-	-	-	-	-	-
Other loans and loan services (partial).....			04/09	-	-	-	-	-	-	-	-
Deposit services (partial).....			04/09	-	-	-	-	-	-	-	-
Deposit services (partial).....			04/09	-	-	-	-	-	-	-	-
Deposit services (partial).....			04/09	-	-	-	-	-	-	-	-
Other credit intermediation services, including trust services (partial).....			04/09	-	-	-	-	-	-	-	-
Other credit intermediation services, including trust services (partial).....			04/09	-	-	-	-	-	-	-	-
Other credit intermediation services, including trust services (partial).....			04/09	-	-	-	-	-	-	-	-
Securities brokerage, dealing, investment advice, and related services.....			06/09	-	-	-	-	-	-	-	-
Securities brokerage, dealing, investment advice, and related services.....			06/09	-	-	-	-	-	-	-	-
Securities brokerage, dealing, and investment advice.....			12/08	-	-	-	-	-	-	-	-
Securities brokerage and dealing related services (partial).....			12/08	-	-	-	-	-	-	-	-
Portfolio management.....			12/08	-	-	-	-	-	-	-	-
Portfolio management.....			12/08	-	-	-	-	-	-	-	-
Portfolio management.....			12/08	-	-	-	-	-	-	-	-
Investment banking.....			12/08	-	-	-	-	-	-	-	-
Investment banking.....			12/08	-	-	-	-	-	-	-	-
Investment banking.....			12/08	-	-	-	-	-	-	-	-
Insurance.....	41	1	06/09	132.490	133.815	133.586	134.001	134.208	-0.2	0.3	0.2
Insurance.....	41	11	06/09	132.490	133.815	133.586	134.001	134.208	-0.2	0.3	0.2
Life insurance.....	41	1101	03/09	-	-	-	-	-	-	-	-
Disability insurance, including accidental death.....	41	1102	03/09	-	-	-	-	-	-	-	-
Health and medical insurance.....	41	1103	03/09	147.795	148.103	148.127	148.925	149.186	0.0	0.5	0.2
Property and casualty insurance.....	41	1104	03/09	-	-	-	-	-	-	-	-
Annuities.....			03/09	-	-	-	-	-	-	-	-

See footnotes at end of table.

Table 8. Producer price indexes and percentage changes for selected commodity and service groupings and individual items, seasonally adjusted — Continued
 [September 2023, Index base 1982=100, unless otherwise indicated]

Title	Commodity code		Other index base	Seasonally adjusted index ¹					Seasonally adjusted 1-month percent change ¹		
	Group code	Item code		May 2023	June 2023 ^P	July 2023 ^P	Aug. 2023 ^P	Sept. 2023 ^P	June to July ^P	July to Aug. ^P	Aug. to Sept. ^P
Annuities.....			03/09	-	-	-	-	-	-	-	-
Annuities.....			03/09	-	-	-	-	-	-	-	-
Commissions from sales of insurance.....	42	1	06/09	-	-	-	-	-	-	-	-
Commissions from sales of insurance.....	42	11	06/09	-	-	-	-	-	-	-	-
Commissions from sales of life insurance and annuities.....	42	1101	06/09	-	-	-	-	-	-	-	-
Commissions from sales of health and medical insurance.....			06/09	-	-	-	-	-	-	-	-
Commissions from sales of property and casualty insurance.....	42	1103	06/09	-	-	-	-	-	-	-	-
Commissions from sales of other insurance.....			06/09	-	-	-	-	-	-	-	-
Nonresidential real estate services.....			06/09	-	-	-	-	-	-	-	-
Nonresidential real estate rents.....	43	11	06/09	-	-	-	-	-	-	-	-
Office buildings, gross rents.....			12/08	-	-	-	-	-	-	-	-
Retail properties, gross rents.....			04/09	-	-	-	-	-	-	-	-
Industrial buildings, gross rents.....			04/09	-	-	-	-	-	-	-	-
Self-service storage and miniwarehouses, gross rents.....	43	1104	12/08	-	-	-	-	-	-	-	-
Other nonresidential buildings, gross rents.....			12/08	-	-	-	-	-	-	-	-
Nonresidential property sales and leases including land, brokerage fees and commissions.....			12/08	-	-	-	-	-	-	-	-
Nonresidential property sales and leases including land, brokerage fees and commissions.....			12/08	-	-	-	-	-	-	-	-
Nonresidential property management fees.....			12/08	-	-	-	-	-	-	-	-
Nonresidential property management fees.....			12/08	-	-	-	-	-	-	-	-
Residential real estate services (partial).....	43	2	06/09	174.326	175.362	176.402	178.289	178.541	0.6	1.1	0.1
Residential property sales and rental, brokerage fees and commissions.....	43	21	12/08	194.372	195.977	197.016	199.691	200.355	0.5	1.4	0.3
Residential property sales and rental, brokerage fees and commissions.....	43	2101	12/08	194.372	195.977	197.016	199.691	200.355	0.5	1.4	0.3
Residential property management fees.....			12/08	-	-	-	-	-	-	-	-
Residential property management fees.....			12/08	-	-	-	-	-	-	-	-
Real estate appraisal fees.....			12/08	-	-	-	-	-	-	-	-
Real estate appraisal fees.....			12/08	-	-	-	-	-	-	-	-
Real estate appraisal fees.....			12/08	-	-	-	-	-	-	-	-
Passenger car rental.....	44	1	03/09	105.971	103.136	103.613	104.479	105.592	0.5	0.8	1.1
Passenger car rental.....	44	11	03/09	105.971	103.136	103.613	104.479	105.592	0.5	0.8	1.1
Passenger car rental.....	44	1101	03/09	105.971	103.136	103.613	104.479	105.592	0.5	0.8	1.1
Truck, trailer, and RV rental and leasing.....			06/09	-	-	-	-	-	-	-	-
Truck, trailer, and RV rental and leasing.....			06/09	-	-	-	-	-	-	-	-
Truck, truck trailer and RV rental.....			12/08	-	-	-	-	-	-	-	-
Truck, truck trailer and RV leasing.....			12/08	-	-	-	-	-	-	-	-
Construction, mining, and forestry machinery and equipment rental and leasing.....			03/09	-	-	-	-	-	-	-	-
Construction, mining, and forestry machinery and equipment rental and leasing.....			03/09	-	-	-	-	-	-	-	-
Construction, mining, and forestry machinery and equipment rental and leasing.....			03/09	-	-	-	-	-	-	-	-
Legal services.....	45	1	03/09	161.886	162.312	163.465	163.739	164.168	0.7	0.2	0.3
Legal services.....	45	11	03/09	161.886	162.312	163.465	163.739	164.168	0.7	0.2	0.3
Legal services.....	45	1101	03/09	161.886	162.312	163.465	163.739	164.168	0.7	0.2	0.3
Accounting services (partial).....	45	2	06/09	127.273	126.602	129.418	130.217	130.250	2.2	0.6	0.0
Accounting services, excluding payroll.....	45	21	06/09	127.273	126.602	129.418	130.217	130.250	2.2	0.6	0.0
Financial auditing.....	45	2101	12/08	-	-	-	-	-	-	-	-
Tax preparation and planning.....	45	2102	04/09	129.300	128.172	130.410	131.428	131.151	1.7	0.8	-0.2
Bookkeeping and compilation.....			12/08	-	-	-	-	-	-	-	-
Other accounting services, including billing and review (partial).....			12/08	-	-	-	-	-	-	-	-
Architectural and engineering services.....	45	3	06/09	131.870	132.179	132.589	132.736	133.077	0.3	0.1	0.3
Architectural services.....			03/09	-	-	-	-	-	-	-	-
Architectural services.....			03/09	-	-	-	-	-	-	-	-
Engineering services.....	45	32	03/09	135.421	135.727	136.160	136.324	136.688	0.3	0.1	0.3
Engineering services.....	45	3201	03/09	135.421	135.727	136.160	136.324	136.688	0.3	0.1	0.3
Management, scientific, and technical consulting services.....	45	4	06/09	115.771	119.164	117.384	117.517	117.554	-1.5	0.1	0.0
Management consulting services.....	45	41	06/09	115.771	119.164	117.384	117.517	117.554	-1.5	0.1	0.0
Administrative and general management consulting services.....	45	4101	12/08	136.540	142.958	139.320	139.286	139.298	-2.5	0.0	0.0
Human resources consulting services.....			12/08	-	-	-	-	-	-	-	-
Marketing consulting services.....			12/08	-	-	-	-	-	-	-	-
Process, physical distribution, and logistics consulting services.....			12/08	-	-	-	-	-	-	-	-
Advertising and related services (partial).....			12/08	-	-	-	-	-	-	-	-
Advertising agency services.....			12/08	-	-	-	-	-	-	-	-
Advertising agency services.....			12/08	-	-	-	-	-	-	-	-

See footnotes at end of table.

Table 8. Producer price indexes and percentage changes for selected commodity and service groupings and individual items, seasonally adjusted — Continued
 [September 2023, Index base 1982=100, unless otherwise indicated]

Title	Commodity code		Other index base	Seasonally adjusted index ¹					Seasonally adjusted 1-month percent change ¹		
	Group code	Item code		May 2023	June 2023 ^P	July 2023 ^P	Aug. 2023 ^P	Sept. 2023 ^P	June to July ^P	July to Aug. ^P	Aug. to Sept. ^P
Information technology (IT) technical support and consulting services (partial) . . .	45	6	12/08	-	-	-	-	-	-	-	-
Information technology (IT) technical support and consulting services (partial)	45	61	12/08	-	-	-	-	-	-	-	-
Information technology (IT) technical support and consulting services (partial)	45	6101	12/08	-	-	-	-	-	-	-	-
Permanent placement services			03/09	-	-	-	-	-	-	-	-
Permanent placement services			03/09	-	-	-	-	-	-	-	-
Employment placement services			03/09	-	-	-	-	-	-	-	-
Executive search services			12/08	-	-	-	-	-	-	-	-
Executive search services			12/08	-	-	-	-	-	-	-	-
Executive search services			12/08	-	-	-	-	-	-	-	-
Staffing services	46	3	06/09	130.697	130.316	130.243	130.048	129.555	-0.1	-0.1	-0.4
Temporary help services			03/09	-	-	-	-	-	-	-	-
Temporary help services			03/09	-	-	-	-	-	-	-	-
Co-employment staffing services	46	32	12/08	120.595	120.432	120.135	120.107	120.115	-0.2	0.0	0.0
Co-employment staffing services	46	3201	12/08	120.595	120.432	120.135	120.107	120.115	-0.2	0.0	0.0
Arrangement of flights (partial)	47	1	06/09	100.536	99.621	101.226	101.408	101.487	1.6	0.2	0.1
Arrangement of international flights	47	11	12/08	109.925	108.431	110.491	110.806	110.669	1.9	0.3	-0.1
Arrangement of international flights	47	1101	12/08	109.925	108.431	110.491	110.806	110.669	1.9	0.3	-0.1
Arrangement of domestic flights			12/08	-	-	-	-	-	-	-	-
Arrangement of domestic flights (partial)			12/08	-	-	-	-	-	-	-	-
Arrangement of vehicle rentals and lodging	47	2	12/08	-	-	-	-	-	-	-	-
Arrangement of vehicle rentals and lodging	47	21	12/08	-	-	-	-	-	-	-	-
Arrangement of vehicle rentals and lodging (partial)	47	2101	12/08	-	-	-	-	-	-	-	-
Arrangement of cruises and tours			12/08	-	-	-	-	-	-	-	-
Arrangement of cruises and tours			12/08	-	-	-	-	-	-	-	-
Arrangement of cruises and tours			12/08	-	-	-	-	-	-	-	-
Other travel arrangements (partial)			12/08	-	-	-	-	-	-	-	-
Other travel arrangements (partial)			12/08	-	-	-	-	-	-	-	-
Other travel arrangements (partial)			12/08	-	-	-	-	-	-	-	-
Security guard services			03/09	-	-	-	-	-	-	-	-
Security guard services			03/09	-	-	-	-	-	-	-	-
Security guard services			03/09	-	-	-	-	-	-	-	-
Janitorial services			03/09	-	-	-	-	-	-	-	-
Janitorial services			03/09	-	-	-	-	-	-	-	-
Janitorial services			03/09	-	-	-	-	-	-	-	-
Waste collection	50	1	12/08	167.649	168.420	168.174	168.553	170.042	-0.1	0.2	0.9
Solid waste collection	50	11	12/08	167.649	168.420	168.174	168.553	170.042	-0.1	0.2	0.9
Solid waste collection	50	1101	12/08	167.649	168.420	168.174	168.553	170.042	-0.1	0.2	0.9
Outpatient care (partial)	51	1	06/09	127.919	127.904	128.693	128.861	129.159	0.6	0.1	0.2
Outpatient care (partial)	51	11	06/09	127.919	127.904	128.693	128.861	129.159	0.6	0.1	0.2
Physician care	51	1101	03/09	116.621	116.768	116.796	116.776	116.826	0.0	0.0	0.0
Medical laboratory and diagnostic imaging center care			03/09	-	-	-	-	-	-	-	-
Home health and hospice care	51	1103	12/08	126.056	126.378	126.810	127.916	128.749	0.3	0.9	0.7
Hospital outpatient care	51	1104	12/08	-	-	-	-	-	-	-	-
Dental care	51	1105	06/10	130.900	130.957	131.024	132.059	131.998	0.1	0.8	0.0
Inpatient care	51	2	06/09	146.742	147.145	147.653	147.370	147.628	0.3	-0.2	0.2
Inpatient care	51	21	06/09	146.742	147.145	147.653	147.370	147.628	0.3	-0.2	0.2
Hospital inpatient care	51	2101	12/08	148.183	148.716	148.664	148.235	148.643	0.0	-0.3	0.3
Nursing home care	51	2102	12/08	145.330	145.298	147.316	147.500	147.248	1.4	0.1	-0.2
Intellectual and developmental disability center care	51	2103	12/08	186.155	186.528	190.224	190.180	190.351	2.0	0.0	0.1
Sales of blood and blood products, organs, and tissues			03/09	-	-	-	-	-	-	-	-
Sales of blood and blood products, organs, and tissues			03/09	-	-	-	-	-	-	-	-
Sales of blood and blood products, organs, and tissues			03/09	-	-	-	-	-	-	-	-
Traveler accommodation services	53	1	06/09	139.574	143.387	143.391	141.095	143.850	0.0	-1.6	2.0
Traveler accommodation services	53	11	06/09	139.574	143.387	143.391	141.095	143.850	0.0	-1.6	2.0
Guestroom or unit rental	53	1101	03/09	144.175	148.344	148.409	145.795	148.816	0.0	-1.8	2.1
Other traveler accommodation services			03/09	-	-	-	-	-	-	-	-
Food and beverage for immediate consumption services (partial)	54	1	06/09	-	-	-	-	-	-	-	-
Food and nonalcoholic beverages for immediate consumption (partial)	54	11	04/09	-	-	-	-	-	-	-	-
Food and nonalcoholic beverages for immediate consumption (partial)	54	1101	04/09	-	-	-	-	-	-	-	-
Alcoholic beverages for immediate consumption (partial)			12/08	-	-	-	-	-	-	-	-
Alcoholic beverages for immediate consumption (partial)			12/08	-	-	-	-	-	-	-	-

See footnotes at end of table.

Table 8. Producer price indexes and percentage changes for selected commodity and service groupings and individual items, seasonally adjusted — Continued
 [September 2023, Index base 1982=100, unless otherwise indicated]

Title	Commodity code		Other index base	Seasonally adjusted index ¹					Seasonally adjusted 1-month percent change ¹		
	Group code	Item code		May 2023	June 2023 ^P	July 2023 ^P	Aug. 2023 ^P	Sept. 2023 ^P	June to July ^P	July to Aug. ^P	Aug. to Sept. ^P
Commercial and industrial machinery and equipment repair and maintenance. . .	55	1	03/09	154.400	154.570	155.957	155.936	159.353	0.9	0.0	2.2
Commercial and industrial machinery and equipment repair and maintenance.....	55	11	03/09	154.400	154.570	155.957	155.936	159.353	0.9	0.0	2.2
Commercial machinery repair and maintenance.....	55	1101	03/09	154.400	154.570	155.957	155.936	159.353	0.9	0.0	2.2
Motor vehicle repair and maintenance (partial).....	55	2	12/08	159.010	159.652	159.220	164.980	161.119	-0.3	3.6	-2.3
Motor vehicle repair and maintenance (partial).....	55	21	12/08	159.010	159.652	159.220	164.980	161.119	-0.3	3.6	-2.3
Motor vehicle repair and maintenance (partial).....	55	2101	12/08	159.010	159.652	159.220	164.980	161.119	-0.3	3.6	-2.3
Ship repair and maintenance.....			06/09	-	-	-	-	-	-	-	-
Ship repair and maintenance.....			06/09	-	-	-	-	-	-	-	-
Ship repair, military.....			12/08	-	-	-	-	-	-	-	-
Ship repair, nonmilitary.....	55	3102	12/08	-	-	-	-	-	-	-	-
Aircraft repair and maintenance.....	55	4	04/09	142.259	142.564	143.317	143.945	143.897	0.5	0.4	0.0
Aircraft repair and maintenance.....	55	41	04/09	142.259	142.564	143.317	143.945	143.897	0.5	0.4	0.0
Aircraft repair and maintenance.....	55	4101	04/09	142.259	142.564	143.317	143.945	143.897	0.5	0.4	0.0
Membership dues and admissions and recreation facility use fees (partial)	56	1	06/09	-	-	-	-	-	-	-	-
Membership dues and admissions and recreation facility use fees (partial)	56	11	06/09	-	-	-	-	-	-	-	-
Membership dues.....	56	1101	04/09	-	-	-	-	-	-	-	-
Admissions and recreational facilities use fees (partial).....	56	1102	12/08	-	-	-	-	-	-	-	-
Recreational activity instruction fees (partial).....	56	2	12/08	-	-	-	-	-	-	-	-
Recreational activity instruction fees (partial).....	56	21	12/08	-	-	-	-	-	-	-	-
Recreational activity instruction fees (partial).....	56	2101	12/08	-	-	-	-	-	-	-	-
Gaming receipts (partial).....			12/08	-	-	-	-	-	-	-	-
Gaming receipts (partial).....			12/08	-	-	-	-	-	-	-	-
Gaming receipts (partial).....			12/08	-	-	-	-	-	-	-	-
Machinery and equipment and parts and supplies wholesaling.....			06/09	-	-	-	-	-	-	-	-
Machinery and equipment and parts and supplies wholesaling.....			06/09	-	-	-	-	-	-	-	-
Parts and supplies for machinery and equipment wholesaling.....			03/09	-	-	-	-	-	-	-	-
Machinery and vehicle wholesaling.....			05/19	-	-	-	-	-	-	-	-
Professional and commercial equipment wholesaling.....			05/19	-	-	-	-	-	-	-	-
Furnishings wholesaling.....			03/09	-	-	-	-	-	-	-	-
Furnishings wholesaling.....			03/09	-	-	-	-	-	-	-	-
Furnishings wholesaling.....			03/09	-	-	-	-	-	-	-	-
Building materials, paint, and hardware wholesaling.....	57	3	03/09	131.535	130.873	129.133	131.019	132.006	-1.3	1.5	0.8
Building materials, paint, and hardware wholesaling.....	57	31	03/09	131.535	130.873	129.133	131.019	132.006	-1.3	1.5	0.8
Building materials, paint, and hardware wholesaling.....	57	3101	03/09	131.535	130.873	129.133	131.019	132.006	-1.3	1.5	0.8
Metals, minerals, and ores wholesaling.....			03/09	-	-	-	-	-	-	-	-
Metals, minerals, and ores wholesaling.....			03/09	-	-	-	-	-	-	-	-
Metals, minerals, and ores wholesaling.....			03/09	-	-	-	-	-	-	-	-
Chemicals and allied products wholesaling.....	57	5	03/09	-	-	-	-	-	-	-	-
Chemicals and allied products wholesaling.....	57	51	03/09	-	-	-	-	-	-	-	-
Chemicals and allied products wholesaling.....	57	5101	03/09	-	-	-	-	-	-	-	-
Paper and plastics products wholesaling.....			03/09	-	-	-	-	-	-	-	-
Paper and plastics products wholesaling.....			03/09	-	-	-	-	-	-	-	-
Paper and plastics products wholesaling.....			03/09	-	-	-	-	-	-	-	-
Apparel wholesaling.....			03/09	-	-	-	-	-	-	-	-
Apparel wholesaling.....			03/09	-	-	-	-	-	-	-	-
Apparel wholesaling.....			03/09	-	-	-	-	-	-	-	-
Food and alcohol wholesaling.....			06/09	-	-	-	-	-	-	-	-
Food and alcohol wholesaling.....			06/09	-	-	-	-	-	-	-	-
Food wholesaling.....			03/09	-	-	-	-	-	-	-	-
Alcohol wholesaling.....			02/09	-	-	-	-	-	-	-	-
Other commodities wholesaling.....			03/09	-	-	-	-	-	-	-	-
Other commodities wholesaling.....			03/09	-	-	-	-	-	-	-	-
Other commodities wholesaling.....			03/09	-	-	-	-	-	-	-	-
Food and alcohol retailing.....	58	1	03/09	178.193	182.153	178.107	178.454	177.174	-2.2	0.2	-0.7
Food and alcohol retailing.....	58	11	03/09	178.193	182.153	178.107	178.454	177.174	-2.2	0.2	-0.7
Food retailing.....	58	1102	09/15	143.432	146.892	143.554	143.796	142.636	-2.3	0.2	-0.8
Alcohol retailing.....			09/15	-	-	-	-	-	-	-	-
Health and beauty care retailing, including optical goods.....			03/09	-	-	-	-	-	-	-	-
Health and beauty care retailing, including optical goods.....			03/09	-	-	-	-	-	-	-	-
Health and beauty care retailing, including optical goods.....			03/09	-	-	-	-	-	-	-	-
Apparel, jewelry, footwear, and accessories retailing.....	58	3	06/09	128.921	126.503	124.508	129.655	126.891	-1.6	4.1	-2.1

See footnotes at end of table.

Table 8. Producer price indexes and percentage changes for selected commodity and service groupings and individual items, seasonally adjusted — Continued
 [September 2023, Index base 1982=100, unless otherwise indicated]

Title	Commodity code		Other index base	Seasonally adjusted index ¹					Seasonally adjusted 1-month percent change ¹		
	Group code	Item code		May 2023	June 2023 ^P	July 2023 ^P	Aug. 2023 ^P	Sept. 2023 ^P	June to July ^P	July to Aug. ^P	Aug. to Sept. ^P
Apparel, jewelry, footwear, and accessories retailing.....	58	31	06/09	128.921	126.503	124.508	129.655	126.891	-1.6	4.1	-2.1
Apparel, footwear, and accessories retailing.....	58	3101	03/09	124.236	121.810	120.153	125.427	121.609	-1.4	4.4	-3.0
Jewelry retailing.....	58	3102	03/09	-	-	-	-	-	-	-	-
Computer hardware, software, and supplies retailing.....			03/09	-	-	-	-	-	-	-	-
Computer hardware, software, and supplies retailing.....			03/09	-	-	-	-	-	-	-	-
Computer hardware, software, and supplies retailing.....			03/09	-	-	-	-	-	-	-	-
TV, video, and photographic equipment and supplies retailing.....	58	5	03/09	49.758	56.184	51.598	48.227	54.269	-8.2	-6.5	12.5
TV, video, and photographic equipment and supplies retailing.....	58	51	03/09	49.758	56.184	51.598	48.227	54.269	-8.2	-6.5	12.5
TV, video, and photographic equipment and supplies retailing.....	58	5101	03/09	49.758	56.184	51.598	48.227	54.269	-8.2	-6.5	12.5
Automobiles and automobile parts retailing.....	58	6	06/09	172.699	170.805	168.141	168.069	165.017	-1.6	0.0	-1.8
Automobiles and automobile parts retailing.....	58	61	06/09	172.699	170.805	168.141	168.069	165.017	-1.6	0.0	-1.8
Automobile retailing (Partial).....	58	6101	03/09	186.787	183.431	179.203	178.542	173.638	-2.3	-0.4	-2.7
Automotive parts, including tires, retailing.....			03/09	-	-	-	-	-	-	-	-
RVs, trailers, and campers retailing.....			03/09	-	-	-	-	-	-	-	-
RVs, trailers, and campers retailing.....			03/09	-	-	-	-	-	-	-	-
RVs, trailers, and campers retailing.....			03/09	-	-	-	-	-	-	-	-
Sporting goods, including boats, retailing.....	58	9	03/09	123.732	122.281	119.909	120.389	120.962	-1.9	0.4	0.5
Sporting goods, including boats, retailing.....	58	91	03/09	123.732	122.281	119.909	120.389	120.962	-1.9	0.4	0.5
Sporting goods, including boats, retailing.....	58	9101	03/09	123.732	122.281	119.909	120.389	120.962	-1.9	0.4	0.5
Lawn, garden, and farm equipment and supplies retailing.....			03/09	-	-	-	-	-	-	-	-
Lawn, garden, and farm equipment and supplies retailing.....			03/09	-	-	-	-	-	-	-	-
Lawn, garden, and farm equipment and supplies retailing.....			03/09	-	-	-	-	-	-	-	-
Furniture retailing.....			03/09	-	-	-	-	-	-	-	-
Furniture retailing.....			03/09	-	-	-	-	-	-	-	-
Furniture retailing.....			03/09	-	-	-	-	-	-	-	-
Flooring and floor coverings retailing.....			03/09	-	-	-	-	-	-	-	-
Flooring and floor coverings retailing.....			03/09	-	-	-	-	-	-	-	-
Flooring and floor coverings retailing.....			03/09	-	-	-	-	-	-	-	-
Hardware and building materials and supplies retailing.....	58	D	03/09	152.157	158.969	169.733	175.083	183.456	6.8	3.2	4.8
Hardware and building materials and supplies retailing.....	58	D1	03/09	152.157	158.969	169.733	175.083	183.456	6.8	3.2	4.8
Hardware and building materials and supplies retailing.....	58	D101	03/09	152.157	158.969	169.733	175.083	183.456	6.8	3.2	4.8
Major household appliance retailing.....	58	E	03/09	126.532	124.799	124.668	133.945	138.650	-0.1	7.4	3.5
Major household appliance retailing.....	58	E1	03/09	126.532	124.799	124.668	133.945	138.650	-0.1	7.4	3.5
Major household appliance retailing.....	58	E101	03/09	126.532	124.799	124.668	133.945	138.650	-0.1	7.4	3.5
Fuels and lubricants retailing.....	58	F	06/09	277.872	272.895	247.856	260.361	249.088	-9.2	5.0	-4.3
Fuels and lubricants retailing.....	58	F1	06/09	277.872	272.895	247.856	260.361	249.088	-9.2	5.0	-4.3
Automotive fuels and lubricants retailing.....			03/09	-	-	-	-	-	-	-	-
Household fuels retailing.....	58	F102	03/09	180.437	179.322	162.304	155.625	141.420	-9.5	-4.1	-9.1
Cleaning supplies and paper products retailing.....			03/09	-	-	-	-	-	-	-	-
Cleaning supplies and paper products retailing.....			03/09	-	-	-	-	-	-	-	-
Cleaning supplies and paper products retailing.....			03/09	-	-	-	-	-	-	-	-
Book retailing.....			03/09	-	-	-	-	-	-	-	-
Book retailing.....			03/09	-	-	-	-	-	-	-	-
Book retailing.....			03/09	-	-	-	-	-	-	-	-
Other merchandise retailing (partial).....	58	I	03/09	138.301	139.276	137.282	139.073	138.834	-1.4	1.3	-0.2
Other merchandise retailing (partial).....	58	I1	03/09	138.301	139.276	137.282	139.073	138.834	-1.4	1.3	-0.2
Other merchandise retailing (partial).....	58	I101	03/09	138.301	139.276	137.282	139.073	138.834	-1.4	1.3	-0.2
Metal treatment services.....			12/84	-	-	-	-	-	-	-	-
Metal treatment services.....			12/84	-	-	-	-	-	-	-	-
Metal plating and polishing.....	59	1101	12/84	254.845	257.516	255.594	256.271	257.024	-0.7	0.3	0.3
Metal coating and allied services.....			12/84	-	-	-	-	-	-	-	-
Metal heat treating.....			06/85	-	-	-	-	-	-	-	-
Mining services.....	60	1	06/85	-	-	-	-	-	-	-	-
Mining services.....	60	11	06/85	-	-	-	-	-	-	-	-
Support activities for coal mining.....	60	1102	06/85	-	-	-	-	-	-	-	-
Drilling oil and gas wells services.....	60	1103	12/85	-	-	-	-	-	-	-	-
Support activities for oil and gas operations.....			12/85	-	-	-	-	-	-	-	-
Metal and nonmetallic minerals mining services.....			05/23	-	-	-	-	-	-	-	-
Contract work on textile products and apparel.....			06/10	-	-	-	-	-	-	-	-
Contract work on textile products and apparel.....			06/10	-	-	-	-	-	-	-	-
Contract work on textile products.....	61	1102	06/87	-	-	-	-	-	-	-	-
Contract work on apparel.....			06/87	-	-	-	-	-	-	-	-

See footnotes at end of table.

Table 8. Producer price indexes and percentage changes for selected commodity and service groupings and individual items, seasonally adjusted — Continued
 [September 2023, Index base 1982=100, unless otherwise indicated]

Title	Commodity code		Other index base	Seasonally adjusted index ¹					Seasonally adjusted 1-month percent change ¹		
	Group code	Item code		May 2023	June 2023 ^p	July 2023 ^p	Aug. 2023 ^p	Sept. 2023 ^p	June to July ^p	July to Aug. ^p	Aug. to Sept. ^p
Contract & commission receipts for tanning or finishing leather owned by others.....			06/11	-	-	-	-	-	-	-	-
Contract & commission receipts for tanning or finishing leather owned by others.....			06/11	-	-	-	-	-	-	-	-
Contract and commission receipts for tanning or finishing leather owned by others.....			12/97	-	-	-	-	-	-	-	-
New nonresidential building construction.....			06/09	-	-	-	-	-	-	-	-
New nonresidential building construction.....			06/09	-	-	-	-	-	-	-	-
New warehouse building construction.....			12/04	-	-	-	-	-	-	-	-
New school building construction.....			12/05	-	-	-	-	-	-	-	-
New office building construction.....			06/06	-	-	-	-	-	-	-	-
New industrial building construction.....			06/07	-	-	-	-	-	-	-	-
New health care building construction.....			06/12	-	-	-	-	-	-	-	-
Maintenance and repair of nonresidential buildings (partial).....	80	2	04/09	-	-	-	-	-	-	-	-
Maintenance and repair of nonresidential buildings (partial).....	80	21	04/09	-	-	-	-	-	-	-	-
Maintenance and repair of nonresidential buildings (partial).....	80	2101	04/09	-	-	-	-	-	-	-	-

¹ All indexes are subject to revision for 4 months after their originally scheduled publication to incorporate late reports and corrections by survey respondents. In addition, seasonally adjusted indexes are subject to change for up to 5 years due to the recalculation of seasonal factors published each January.

² Due to incomplete coverage of the services sector, some services indexes in this table reflect only a portion of their wherever-provided output. These indexes are flagged using the term "partial" at the end of their titles. For more information regarding wherever-provided services indexes, go to <https://www.bls.gov/ppi/wepnotice.htm>. This webpage includes methodology documentation, a table identifying missing coverage areas for those indexes with incomplete coverage, and a concordance table between wherever-provided services indexes and Census product codes.

^p Preliminary

"-" Seasonal tests did not indicate the presence of seasonality.

Table 9. Producer price indexes for commodity and service groupings and individual items, not seasonally adjusted
 [September 2023, Index base 1982=100, unless otherwise indicated]

Title	Commodity code		Other index base	Unadjusted index ¹				
	Group code	Item code		May 2023	June 2023 ^p	July 2023 ^p	Aug. 2023 ^p	Sept. 2023 ^p
Goods								
All commodities.....	00	000000		253.670	253.908	253.889	257.813	259.186
Industrial commodities.....	IND	THRU15		253.697	253.797	254.312	259.467	261.012
Farm products, processed foods and feeds.....	PFF	PLUS02		250.855	251.702	249.327	247.784	248.382
Farm products.....	01	—		232.020	235.740	228.980	222.013	219.646
Fruits & melons, fresh/dry vegs. & nuts.....	01	1		249.477	249.734	243.345	235.266	220.517
Fresh fruits and melons.....	01	11		171.077	174.682	156.922	164.247	164.528
Citrus fruits.....	01	1101		339.302	335.036	356.353	361.055	401.888
Grapefruits.....	01	110101		634.806	616.926	573.440	559.404	543.327
Lemons.....	01	110104		297.869	312.494	346.698	358.606	403.752
Valencia oranges.....	01	110105		—	201.451	206.697	208.471	241.734
Navel oranges.....	01	110106		248.780	272.141	297.402	—	—
Tangerines.....	01	110108	12/91	530.663	—	—	—	—
Other fruits and berries.....	01	1102		152.375	156.142	137.109	146.264	142.325
Plums and fresh prunes.....	01	110201	12/91	—	—	543.428	429.516	470.366
Nectarines.....	01	110202	12/91	—	249.474	197.524	190.602	207.207
Cherries.....	01	110203	12/91	—	20.444	29.990	—	—
Apricots.....	01	110204	12/91	—	—	257.450	—	—
Avocados.....	01	110205	12/91	144.195	145.242	239.732	276.800	340.464
Granny Smith apples.....	01	110208	12/91	216.180	248.309	285.920	—	—
Golden delicious apples.....	01	110211	12/91	219.630	224.404	224.404	—	—
Red delicious apples.....	01	110215		297.114	301.529	303.193	306.412	311.786
McIntosh apples.....	01	110216		264.038	264.038	274.221	274.221	255.798
Peaches.....	01	110219		—	528.662	493.643	489.112	492.134
Gala apples.....	01	110220	03/15	116.279	115.252	114.577	118.659	109.543
Pears.....	01	110221		149.305	176.014	176.014	171.908	151.633
Strawberries.....	01	110222		94.796	84.818	74.839	134.710	69.850
Raspberries.....	01	110224	12/91	—	—	38.151	30.884	38.151
Blackberries.....	01	110225	12/91	—	49.241	32.828	53.718	38.796
Blueberries.....	01	110227	12/91	59.445	56.225	20.792	20.640	—
Grapes.....	01	110228		145.532	179.534	152.394	149.129	165.373
Table grapes.....	01	1102281	12/11	—	279.304	173.751	161.171	223.762
Wine grapes.....	01	1102283	12/11	116.074	116.074	116.074	116.074	116.074
Juice grapes.....	01	1102284	01/16	174.071	174.071	200.445	200.445	200.445
Fuji apples.....	01	110229	03/15	146.051	143.576	143.576	148.526	175.608
Empire apples.....	01	110230	10/15	129.535	129.535	129.535	—	—
Melons.....	01	1103	12/91	212.772	226.371	170.129	135.633	157.074
Cantaloupes.....	01	110301		—	280.594	155.509	104.836	195.471
Honeydews.....	01	110302	12/91	—	391.627	—	150.182	173.286
Watermelons.....	01	110303	12/91	320.406	313.439	269.998	240.868	232.992
Fresh and dry vegetables.....	01	13		323.302	320.752	332.127	293.783	253.031
Dry vegetables.....	01	1301		231.677	227.822	224.734	227.018	230.922
Dry beans.....	01	13011	09/15	162.686	159.300	159.112	159.001	161.600
Dry pinto beans.....	01	130110	12/91	388.778	388.279	388.279	386.393	396.692
Dry great northern beans.....	01	130111	12/91	439.002	439.002	439.002	439.002	460.952
Dry pea beans.....	01	130113		231.768	218.892	218.892	225.330	221.680
Dry kidney beans.....	01	130114	12/11	118.788	111.236	111.236	106.988	107.695
Dry garbanzo beans.....	01	130116	12/11	85.318	85.318	85.318	85.318	87.379
Dry black beans.....	01	130117	09/15	188.623	178.546	177.230	177.230	177.230
Dry peas and lentils.....	01	13012	09/15	133.934	132.564	128.277	131.762	134.200
Dry peas.....	01	130120	12/91	309.220	300.890	284.475	282.467	283.325
Dry lentils.....	01	130121	12/91	304.386	311.810	315.364	343.794	359.063
Fresh vegetables, except potatoes.....	01	1302		284.649	274.940	292.723	265.735	256.427
Cabbage.....	01	130211		249.170	298.100	263.352	235.213	273.148
Carrots.....	01	130212		245.293	245.293	245.293	255.214	255.214
Celery.....	01	130213		744.481	662.734	1,037.400	204.255	234.472
Sweet corn.....	01	130214		173.645	195.277	247.047	150.302	159.954
Lettuce.....	01	130215		342.016	266.892	278.758	338.251	217.888
Dry onions.....	01	130216		194.329	270.491	271.535	204.434	208.400
Tomatoes.....	01	130217		335.973	337.769	276.218	233.194	360.253
Snap beans.....	01	130218		—	203.739	—	—	260.381
Asparagus.....	01	130221	12/91	560.143	401.596	—	—	—
Broccoli.....	01	130222	12/91	187.653	221.944	297.317	248.692	258.405
Cauliflower.....	01	130223	12/91	76.335	62.526	79.652	55.167	106.154
Spinach.....	01	130224	12/91	475.032	481.345	453.727	570.512	509.752
Greens.....	01	130225	12/91	243.786	259.887	241.370	255.286	236.038

See footnotes at end of table.

Table 9. Producer price indexes for commodity and service groupings and individual items, not seasonally adjusted — Continued
 [September 2023, Index base 1982=100, unless otherwise indicated]

Title	Commodity code		Other index base	Unadjusted index ¹				
	Group code	Item code		May 2023	June 2023 ^P	July 2023 ^P	Aug. 2023 ^P	Sept. 2023 ^P
Endive.....	01	130226	12/91	638.723	638.723	617.244	497.413	452.193
Green peppers.....	01	130228	12/91	478.223	358.395	321.988	455.685	322.739
Eggplant.....	01	130229	12/91	452.182	—	—	—	454.267
Squash.....	01	130231	12/91	72.190	205.550	214.928	236.947	360.978
Beets.....	01	130232	12/91	120.471	122.242	122.242	116.042	116.484
Cucumbers.....	01	130234	12/91	203.856	165.619	279.801	258.464	293.616
Artichokes.....	01	130235	12/11	155.789	149.168	130.008	123.679	136.588
Pumpkins.....	01	130236	12/11	—	—	—	—	173.169
Sweet potatoes.....	01	1303		148.835	155.320	146.563	151.363	150.583
Sweet potatoes.....	01	130301	12/91	96.227	100.420	94.758	97.861	97.357
Potatoes.....	01	1306	12/11	224.360	230.633	232.785	191.803	126.638
Long white potatoes.....	01	130601	12/91	—	368.974	394.045	—	—
Round white potatoes.....	01	130602	12/91	209.272	—	235.729	235.729	—
Russet potatoes.....	01	130603	12/91	416.841	416.413	418.460	334.822	218.903
Round red potatoes.....	01	130604	12/91	200.884	354.849	329.116	245.695	186.921
Round yellow potatoes.....	01	130605	09/15	—	—	—	179.930	120.718
Tree nuts.....	01	19		1,266.015	1,231.002	1,240.018	1,266.209	1,235.072
Tree nuts.....	01	1901		1,266.015	1,231.002	1,240.018	1,266.209	1,235.072
Pecans.....	01	190101		732.203	732.203	732.203	732.203	732.203
Almonds.....	01	190102	12/91	361.015	346.280	346.280	357.337	353.647
Filberts.....	01	190103	12/91	281.736	278.766	278.766	278.766	278.766
Walnuts.....	01	190104	12/91	174.891	174.891	186.550	186.550	186.550
Macadamias.....	01	190105	12/91	506.013	506.013	371.076	371.076	371.076
Pistachios.....	01	190106	12/91	257.201	257.201	257.201	257.201	214.334
Grains.....	01	2		257.526	257.294	226.695	211.044	196.298
Wheat.....	01	21		230.669	221.709	225.539	207.694	196.866
Wheat.....	01	2101		230.669	221.709	225.539	207.694	196.866
Hard red winter wheat.....	01	210101		247.926	226.292	231.509	207.845	200.128
Hard red spring wheat.....	01	210102		254.108	259.682	269.779	250.323	227.449
Soft white wheat.....	01	210103		161.786	175.555	172.113	158.344	156.049
Soft red winter wheat.....	01	210104		194.305	193.665	190.424	176.163	162.429
Hard amber durum wheat.....	01	210105	12/84	246.869	237.698	261.845	352.942	321.785
Other grains.....	01	22		268.504	270.115	230.456	213.900	197.322
Barley.....	01	2201		290.854	272.855	253.834	260.695	242.445
Barley.....	01	220101		290.854	272.855	253.834	260.695	242.445
Corn.....	01	2202		262.913	264.737	225.998	209.290	192.563
Corn.....	01	220205		262.913	264.737	225.998	209.290	192.563
Oats.....	01	2203		246.858	259.744	263.332	277.683	296.442
Oats.....	01	220311		246.858	259.744	263.332	277.683	296.442
Sorghum.....	01	2205	12/91	281.454	283.765	225.231	211.394	209.671
Sorghum.....	01	220501	12/91	281.454	283.765	225.231	211.394	209.671
Rough rice.....	01	23	12/91	154.122	151.975	154.378	156.555	156.555
Rough rice.....	01	2301	12/91	154.122	151.975	154.378	156.555	156.555
Rough rice.....	01	230103	12/04	262.055	258.403	262.490	266.192	266.192
Long grain rough rice.....	01	2301031	09/15	155.963	152.294	154.128	155.046	155.046
Medium/short grain rough rice.....	01	2301032	09/15	198.726	199.363	203.822	209.554	209.554
Livestock.....	01	3		215.524	238.138	243.062	244.260	238.799
Slaughter cattle.....	01	31		257.894	275.123	274.985	279.285	278.807
Slaughter steers and heifers.....	01	3101		264.404	281.925	278.592	282.750	281.957
Slaughter steers and heifers.....	01	310199	12/91	250.533	267.136	263.977	267.917	267.166
Slaughter cows and bulls.....	01	3102		209.541	225.246	235.783	240.184	240.388
Slaughter cows and bulls.....	01	310299	12/91	188.441	202.564	212.041	215.998	216.182
Slaughter vealers.....	01	3103		96.289	95.650	96.882	98.161	100.530
Slaughter vealers.....	01	310399	12/91	83.184	82.632	83.697	84.801	86.849
Slaughter hogs.....	01	32		96.786	118.532	127.622	123.703	101.252
Slaughter barrows and gilts.....	01	3201		97.490	119.435	127.860	122.696	100.493
Slaughter barrows and gilts.....	01	320199	12/91	147.399	180.578	193.316	185.509	151.939
Slaughter sows.....	01	3202		45.505	54.053	89.015	138.274	110.438
Slaughter sows.....	01	320299	12/91	79.015	93.858	154.564	240.097	191.763
Slaughter lambs.....	01	33		354.714	349.876	349.280	354.361	365.709
Slaughter lambs.....	01	3301		354.714	349.876	349.280	354.361	365.709
Slaughter lambs.....	01	330199	12/91	409.088	403.508	402.821	408.681	421.768
Feeder and replacement cattle.....	01	34	09/21	140.968	153.716	155.735	157.995	165.436
Feeder and replacement cattle.....	01	3401	09/21	140.968	153.716	155.735	157.995	165.436
Feeder and replacement cattle.....	01	340199	09/21	140.968	153.716	155.735	157.995	165.436

See footnotes at end of table.

Table 9. Producer price indexes for commodity and service groupings and individual items, not seasonally adjusted — Continued

[September 2023, Index base 1982=100, unless otherwise indicated]

Title	Commodity code		Other index base	Unadjusted index ¹				
	Group code	Item code		May 2023	June 2023 ^P	July 2023 ^P	Aug. 2023 ^P	Sept. 2023 ^P
Slaughter poultry.....	01	4		392.161	374.865	333.103	300.564	312.102
Slaughter chickens.....	01	41		408.070	391.627	343.879	309.036	324.935
Broilers and other meat type chickens.....	01	4102		413.748	397.076	348.664	313.336	329.457
Slaughter chickens.....	01	410299	12/91	398.422	382.367	335.748	301.729	317.253
Slaughter turkeys.....	01	42		336.415	312.220	293.549	267.343	259.119
Slaughter turkeys.....	01	4201		336.415	312.220	293.549	267.343	259.119
Slaughter turkeys.....	01	420199	12/91	306.143	284.125	267.134	243.286	235.802
Slaughter ducks.....	01	43	12/91	300.288	300.288	300.288	300.288	300.288
Slaughter ducks.....	01	4301	12/91	300.288	300.288	300.288	300.288	300.288
Slaughter ducks.....	01	430199	12/91	300.288	300.288	300.288	300.288	300.288
Raw cotton.....	01	5		126.060	126.722	125.379	131.113	133.189
Raw cotton.....	01	51		124.773	125.429	124.099	129.775	131.830
Raw cotton.....	01	5101		124.773	125.429	124.099	129.775	131.830
Raw cotton.....	01	510101		124.773	125.429	124.099	129.775	131.830
Upland cotton.....	01	5101011	09/15	125.845	126.551	125.118	130.302	132.517
Pima cotton.....	01	5101012	09/15	105.301	105.301	105.301	116.685	116.685
Raw milk.....	01	6		147.240	136.559	132.745	150.292	170.909
Raw milk.....	01	61		147.836	137.112	133.282	150.900	171.600
Raw milk.....	01	6101		147.836	137.112	133.282	150.900	171.600
Raw milk.....	01	610102		147.836	137.112	133.282	150.900	171.600
Chicken eggs.....	01	7		128.022	189.415	198.949	211.413	227.042
Chicken eggs.....	01	71		128.022	189.415	198.949	211.413	227.042
Eggs for fresh use.....	01	7107	12/91	118.445	158.528	158.999	174.547	188.600
Eggs, jumbo.....	01	710701	12/84	142.977	184.504	185.279	206.124	229.962
Eggs, extra large.....	01	710702	12/84	144.687	188.112	189.046	204.992	225.403
Eggs, large.....	01	710703		141.195	189.346	190.218	213.737	229.751
Eggs, medium.....	01	710704	12/84	129.614	181.028	179.797	180.926	193.849
Eggs, small.....	01	710705	12/84	102.173	127.412	127.412	127.412	139.703
Breaker stock and checks and undergrades.....	01	7108	12/91	93.400	176.032	201.891	201.891	214.216
Breaker stock.....	01	710801	12/91	91.806	172.435	196.399	196.399	208.380
Checks and undergrades.....	01	710802	12/91	111.945	216.894	262.371	262.371	278.462
Hay, hayseeds, and oilseeds.....	01	8		296.215	285.723	304.728	274.708	274.121
Hay and hayseeds.....	01	81		447.564	466.112	467.571	382.319	402.930
Hay and hayseeds.....	01	8101		447.564	466.112	467.571	382.319	402.930
Alfalfa hay.....	01	810101		488.145	440.306	415.362	355.270	387.377
All other hay.....	01	810102	09/15	138.855	171.585	182.554	143.070	145.650
Oilseeds.....	01	83		265.371	252.687	272.316	249.231	246.653
Oilseeds.....	01	8301		265.371	252.687	272.316	249.231	246.653
Peanuts.....	01	830111		127.592	141.091	142.086	140.421	131.615
Cottonseed.....	01	830121		263.511	220.982	221.965	227.520	231.767
Soybeans.....	01	830131		245.881	233.451	253.156	229.817	227.603
Flaxseed.....	01	830151	12/91	—	—	247.972	268.215	283.396
Sunflower.....	01	830161	12/91	322.499	295.403	296.774	278.939	300.204
Canola.....	01	830171	12/11	117.353	113.155	123.264	116.918	111.203
Miscellaneous oil crops.....	01	830181	09/15	171.074	171.521	170.671	170.584	170.584
Processed foods and feeds.....	02	—		260.651	260.077	259.869	261.008	263.076
Cereal and bakery products.....	02	1		331.782	331.473	330.957	330.484	331.509
Bakery products.....	02	11		352.380	353.721	353.441	353.989	357.541
Bread (white, wheat, rye, etc.), including frozen.....	02	1102	06/06	172.115	173.835	176.272	175.312	177.171
Bread (white, wheat, rye, etc.), including frozen.....	02	110201	06/06	172.115	173.835	176.272	175.312	177.171
White pan bread.....	02	11020111	12/11	140.712	141.315	144.198	142.258	143.735
White hearth bread (French, Italian, etc.).....	02	11020112	12/11	143.710	143.710	144.209	144.675	144.675
Dark wheat breads (whole wheat, cracked wheat, multigrain, etc.).....	02	11020113	12/11	136.309	138.323	142.703	142.770	141.925
Other variety breads (rye, unleavened, raisin, potato, self-rising, salt-free, canned, etc.).....	02	11020114	12/11	125.483	128.357	127.412	127.346	131.508
Rolls (bread-type), muffins, bagels, and croissants.....	02	1105		365.276	365.765	359.998	363.230	369.223
Rolls (bread-type), muffins, bagels, and croissants.....	02	110505	06/06	178.209	178.447	175.634	177.211	180.134
Rolls, hamburger and wiener.....	02	11050501	12/11	134.823	131.082	128.073	128.134	131.777
All other rolls, bread-type (incl. muffins, bagels, and croissants).....	02	11050502	12/11	144.774	148.721	147.277	149.641	150.648
Other sweet goods, excluding frozen.....	02	1107		389.593	389.593	389.411	389.411	390.245
Other sweet goods, excluding frozen.....	02	110703	06/99	242.205	242.205	242.092	242.092	242.610
Soft cakes, excluding frozen.....	02	1108		424.061	429.060	427.394	430.286	440.325
Soft cakes, excluding frozen.....	02	110803	06/99	217.511	220.075	219.220	220.704	225.853
Cookies, crackers, and related products.....	02	1121		268.831	268.831	268.920	269.133	269.133

See footnotes at end of table.

Table 9. Producer price indexes for commodity and service groupings and individual items, not seasonally adjusted — Continued

[September 2023, Index base 1982=100, unless otherwise indicated]

Title	Commodity code		Other index base	Unadjusted index ¹				
	Group code	Item code		May 2023	June 2023 ^P	July 2023 ^P	Aug. 2023 ^P	Sept. 2023 ^P
Cookies, wafers, and ice cream cones and cups (excluding frozen)	02	112103	06/83	268.006	268.006	268.006	268.333	268.333
Crackers, biscuits, and related products	02	112104	06/83	251.115	251.115	251.351	251.351	251.351
Saltines and all other crackers, cracker meal and crumbs, and biscuits	02	1121042	12/11	101.535	101.535	101.631	101.631	101.631
Retail bakery products, excluding retail trade	02	1130	06/14	158.966	158.966	158.966	158.678	160.358
Retail bakery products, excluding retail trade	02	113001	06/14	158.966	158.966	158.966	158.678	160.358
Flour and flour base mixes and doughs	02	12		270.148	265.488	265.698	263.787	264.336
Wheat flour	02	1203		284.897	271.423	271.737	264.971	266.793
Wheat flour	02	120301	06/83	278.141	264.987	265.293	258.687	260.467
Flour base mixes and doughs	02	1204		257.791	257.860	258.011	258.693	258.561
Flour base mixes and doughs	02	120401	06/83	270.881	270.953	271.112	271.829	271.690
Prepared flour mixes, including refrigerated and frozen doughs and batters, made in flour mills	02	1204011	12/11	135.863	135.535	134.530	134.292	134.292
Flour mixes, excluding cake mixes, made from purchased flour	02	1204013	12/11	139.272	139.385	139.692	140.200	140.111
Milled rice and byproducts	02	13		302.088	301.825	300.547	297.710	291.112
Head rice	02	1301		318.661	317.893	315.959	314.932	312.666
Head rice	02	130106	06/03	308.569	307.825	305.953	304.958	302.763
Head rice not packaged with other ingredients	02	1301066	12/11	142.400	141.967	140.878	140.299	139.022
Milled rice (incl second heads, screenings, brewers, bran, sharps, rice flour, and byproducts)	02	1302	06/84	178.436	178.609	178.246	175.254	168.214
Milled rice (incl second heads, screenings, brewers, bran, sharps, rice flour, and byproducts)	02	130201	06/84	178.436	178.609	178.246	175.254	168.214
Cereal and pasta products	02	14		319.442	319.939	318.545	317.979	316.164
Dry macaroni, spaghetti, and egg noodle products, made from purchased flour	02	1402	06/85	287.205	287.205	281.364	281.364	281.364
Dry macaroni, spaghetti, and egg noodle products, made from purchased flour	02	140203	12/02	236.361	236.361	231.553	231.553	231.553
Dry macaroni, spaghetti, and egg noodle products, made from purchased flour	02	14020303	06/09	159.287	159.287	156.047	156.047	156.047
Cereal and mill products, other than flour	02	1409	06/85	302.136	302.704	302.392	301.745	299.670
Manufactured starch, made by wet milling	02	140907	06/85	389.542	388.827	378.106	380.849	375.814
Wheat mill products, corn mill products, and other grain mill products except flour	02	140908	06/98	267.444	265.223	261.671	258.829	255.413
Wheat mill products, except flour	02	1409081	12/09	164.794	157.592	157.482	147.199	145.385
Corn mill products	02	1409082	12/09	165.020	166.758	164.700	169.619	166.375
Other grain mill products	02	1409083	12/09	177.404	177.898	171.720	167.373	167.476
Breakfast cereal	02	140909	12/11	134.381	135.791	138.256	138.256	138.218
Meats, poultry, and fish	02	2		230.021	233.747	233.331	231.523	236.586
Meats	02	21		233.713	240.642	242.669	240.223	241.900
Beef and veal products, fresh or frozen	02	2101		301.845	315.045	302.191	292.029	295.385
Beef, fresh/frozen variety meats, not canned or made into sausage, made in slaughtering plants	02	210126	06/08	248.268	248.537	244.598	246.971	250.172
Beef, fresh/frozen whole/half carcass, not canned or made into sausage, misp	02	210131	06/08	175.295	200.188	182.764	191.853	192.969
Beef, fresh/frozen, primal and subprimal cuts, made in slaughtering plants	02	210133	12/95	264.383	274.704	264.076	251.809	254.836
Lamb/mutton, fresh or frozen, not canned or made into sausage, made in slaughtering plants	02	2103		482.661	479.188	478.102	478.715	482.634
Lamb/mutton, fresh or frozen, not canned or made into sausage, made in slaughtering plants	02	210321	12/88	386.062	383.284	382.416	382.906	386.040
Pork products, fresh, frozen, or processed, except sausage	02	2104		149.712	154.805	166.858	169.780	172.066
Pork, fresh/frozen, unprocessed, all cuts, except sausage, made in slaughtering plants	02	210444	06/01	89.325	94.681	110.544	106.484	103.026
Pork, processed or cured, not canned or made into sausage	02	210447	06/01	173.983	175.630	173.649	187.744	199.290
Pork, processed or cured, not canned or made into sausage, made in slaughtering plants	02	2104471	06/08	185.042	193.618	183.713	206.931	210.773
Pork, processed or cured, not canned or made into sausage, mfpc	02	2104472	06/08	152.881	152.455	152.854	162.982	175.444
Pork, sweet-pickled, dry-cured, or dry salt, not canned or made into sausage, mfpc	02	21044721	09/16	126.893	127.266	128.316	127.992	–
Smoked hams and picnics, excluding canned, made from purchased carcasses	02	21044722	12/11	143.191	143.758	144.075	145.760	145.705
Smoked slab bacon, made from purchased carcasses	02	21044723	09/16	131.470	129.733	128.348	142.245	174.348
Smoked sliced bacon, made from purchased carcasses	02	21044724	12/11	119.974	119.283	119.834	137.679	158.640
Other smoked pork, not canned or made into sausage, made from purchased carcasses	02	21044725	12/11	128.695	126.809	127.048	126.127	127.504
Boiled ham, barbecue pork, and other cooked pork, excluding canned meats and sausage, mfpc	02	21044726	12/11	121.542	121.562	121.501	121.552	121.500
Other meats, fresh, frozen, or canned	02	2105		223.754	225.562	232.071	232.139	231.323
Fresh/processed sausage, deli & cooked meats, etc	02	210503	06/01	200.087	200.461	204.315	208.861	206.055
Fresh and processed sausage, deli, and cooked meats, made in slaughtering plants	02	2105031	06/08	212.218	219.556	225.821	232.496	228.960
Fresh and processed sausage, deli, and cooked meats, mfpc	02	2105032	06/08	171.491	171.091	174.168	177.872	175.525

See footnotes at end of table.

Table 9. Producer price indexes for commodity and service groupings and individual items, not seasonally adjusted — Continued
 [September 2023, Index base 1982=100, unless otherwise indicated]

Title	Commodity code		Other index base	Unadjusted index ¹				
	Group code	Item code		May 2023	June 2023 ^P	July 2023 ^P	Aug. 2023 ^P	Sept. 2023 ^P
Fresh sausage (pork sausage, breakfast links, etc.), excluding canned, mfpc.	02	21050321	12/11	143.733	144.662	151.573	161.982	155.883
Dry or semidry sausage (salami, cervelat, pepperoni, summer sausage, pork roll, etc), mfpc.	02	21050322	12/11	139.176	137.724	137.015	136.593	135.989
Frankfurters, including wieners, excluding canned, made from purchased carcasses.	02	21050323	12/11	141.542	141.471	142.198	141.860	142.029
Other sausage (smoked or cooked) & jellied goods & similar preparations, excluding canned, mfpc.	02	21050324	12/11	137.376	136.807	139.526	139.850	140.393
Boxed meat (beef, pork, lamb, etc.), made from purchased carcasses...	02	210504	06/08	137.001	135.490	140.019	140.466	141.070
Canned meats, excluding dog, cat, and baby food.	02	210579	12/88	278.133	289.944	290.854	294.445	298.992
Frozen ground meat patties and other processed, frozen, or cooked meats, mfpc.	02	210586	12/01	168.477	171.230	177.949	174.120	174.137
Processed poultry.	02	22		177.611	177.074	171.463	171.766	183.398
Young chickens, including bulk, chilled, frozen, whole, and in parts.	02	2203		195.171	194.865	190.838	188.833	204.264
Young chickens, including bulk, chilled, frozen, whole, and in parts.	02	220333	12/90	192.807	192.505	188.526	186.546	201.790
Turkeys, including frozen, whole, and in parts.	02	2206		209.658	194.150	188.239	182.204	177.660
Turkeys, including frozen, whole, and in parts.	02	220611	12/90	208.099	192.706	186.839	180.849	176.338
Canned, cooked, smoked or prepared poultry.	02	2208		139.998	143.933	135.495	141.078	154.562
Canned, cooked, smoked or prepared poultry.	02	220811	12/90	115.041	118.274	111.340	115.929	127.008
Chicken hens and other poultry/small game.	02	2209	12/90	113.590	113.653	113.261	113.266	113.218
Other poultry/small game (duck, goose, rabbit, etc.).....	02	220911	12/90	309.524	310.053	306.760	306.799	306.670
Unprocessed and prepared seafood.	02	23		429.397	421.581	428.173	420.197	417.533
Unprocessed finfish.	02	2301		865.261	713.036	800.754	783.856	721.263
Haddock.	02	230101		438.144	261.215	362.401	294.257	281.408
Halibut.	02	230102		630.982	652.816	863.800	775.184	704.492
Flounder.	02	230131	12/91	185.865	191.720	137.413	236.109	131.047
Cod.	02	230132	12/91	122.132	103.077	116.349	159.706	97.972
Pollock.	02	230133	12/91	306.353	227.904	353.616	269.669	297.692
Rockfish.	02	230135	12/91	—	—	432.020	—	—
Tuna.	02	230136	01/16	92.560	95.664	111.469	79.571	91.641
Other finfish.	02	230199	12/91	572.383	461.277	406.995	468.670	416.822
Unprocessed shellfish.	02	2305	12/91	264.130	279.709	275.335	262.260	264.271
Shrimp.	02	230501	12/91	84.354	80.522	80.516	77.407	75.887
Crabs.	02	230502	12/91	437.805	604.845	558.124	477.720	—
Lobsters.	02	230503	12/91	219.994	175.640	193.467	199.383	206.360
Clams.	02	230504	12/91	273.027	273.027	273.027	273.027	273.027
Oysters.	02	230505	01/16	138.725	138.725	138.725	138.725	138.725
Sea scallops.	02	230506	01/16	108.921	108.921	106.763	107.417	107.736
Mussels.	02	230507	01/16	134.483	134.483	134.483	134.483	134.483
Prepared fresh and frozen seafood.	02	2306	12/11	129.361	128.160	129.113	127.428	127.826
Prepared fresh fish/seafood, inc. surimi/surimi-based products.	02	230601	12/11	137.022	136.802	137.675	136.461	138.331
Prepared frozen fish.	02	230602	12/11	124.712	120.892	120.963	119.298	118.498
Prepared frozen shellfish.	02	230603	12/11	125.129	122.540	119.502	115.993	117.860
Other prepared fresh and frozen seafood.	02	230604	12/11	127.169	133.793	141.529	140.827	140.833
Dairy products.	02	3		227.399	222.681	219.424	224.903	228.609
Fluid milk products.	02	31		285.725	280.963	280.058	279.657	287.518
Packaged fluid milk and related products.	02	3103	12/82	290.403	282.301	279.501	276.350	286.674
Fluid whole milk.	02	310301		269.787	260.744	257.922	254.063	265.498
Reduced fat and lowfat milk (1/2-2).	02	310302	12/82	306.743	295.651	290.947	286.356	299.029
Fat free or skim milk.	02	310303	12/82	309.060	296.325	290.528	285.660	296.692
Other fluid milk related products, packaged, incl. cartons, bottles, cans, and dispenser cans.	02	310304	12/82	305.842	305.464	306.691	307.517	312.508
Cottage cheese.	02	3104	12/82	303.645	305.786	304.945	306.088	306.384
Cottage cheese.	02	310401	12/82	303.645	305.786	304.945	306.088	306.384
Other milk products.	02	3105	12/82	242.450	241.401	241.033	240.461	242.479
Other milk products.	02	310501	12/82	242.450	241.401	241.033	240.461	242.479
Yogurt, excluding frozen.	02	3105011	12/11	121.512	121.486	121.697	121.676	121.543
Other packaged milk products.	02	3105012	12/11	144.741	143.139	142.146	141.286	144.726
Bulk fluid milk and cream.	02	3106	12/91	215.040	213.072	215.540	220.829	229.341
Bulk fluid milk and cream.	02	310601	12/91	215.040	213.072	215.540	220.829	229.341
Butter.	02	32		173.883	171.333	176.664	192.298	193.422
Butter.	02	3201		173.883	171.333	176.664	192.298	193.422
Butter.	02	320114	06/84	173.543	170.998	176.319	191.922	193.044
Natural, processed, and imitation cheese.	02	33		182.948	178.597	173.631	185.718	188.248
Natural cheese, except cottage cheese.	02	3302		174.225	169.543	165.667	176.960	179.451
Natural cheese, except cottage cheese.	02	330212	06/88	191.102	185.966	181.716	194.102	196.835
Natural cheese, except lowfat, shipped in consumer packages or containers (3 lbs or less).	02	3302121	12/07	133.622	133.194	133.138	132.236	132.305

See footnotes at end of table.

Table 9. Producer price indexes for commodity and service groupings and individual items, not seasonally adjusted — Continued

[September 2023, Index base 1982=100, unless otherwise indicated]

Title	Commodity code		Other index base	Unadjusted index ¹				
	Group code	Item code		May 2023	June 2023 ^p	July 2023 ^p	Aug. 2023 ^p	Sept. 2023 ^p
Natural cheese, except lowfat, shipped in packages or containers (more than 3 lbs) or bulk.....	02	3302122	12/07	92.757	88.419	84.488	96.417	98.769
Lowfat natural cheese, except cottage cheese, shipped in consumer packages (3 lbs. or less).....	02	3302123	06/10	120.186	120.091	120.314	120.561	121.060
Lowfat natural cheese, except cottage cheese, shipped in packages (more than 3 lbs.) or in bulk.....	02	3302124	06/10	122.870	114.241	107.129	129.438	134.241
Processed cheese and related products.....	02	3303		182.645	180.870	171.360	185.916	188.209
Process cheese and related products.....	02	330312	06/88	194.134	192.248	182.140	197.612	200.049
Process cheese, shipped in consumer packages or containers (3 lbs. or less).....	02	3303121	06/10	125.291	124.945	119.832	129.060	130.107
All other process cheese and related products.....	02	3303122	06/10	138.481	136.338	127.837	139.566	141.786
Process cheese shipped in packages or containers (more than 3 lbs.) or in bulk.....	02	33031221	06/10	138.147	133.157	127.252	126.210	127.720
Cheese food, spread, and other related products.....	02	33031225	12/11	109.654	110.248	101.448	120.970	123.294
Cheese substitutes and imitations.....	02	3304	06/88	332.977	332.977	332.977	332.977	332.977
Cheese substitutes and imitations.....	02	330401	06/88	332.977	332.977	332.977	332.977	332.977
Raw liquid whey.....	02	3307	12/04	203.235	195.008	187.415	186.156	188.549
Raw liquid whey.....	02	330701	12/04	203.235	195.008	187.415	186.156	188.549
Ice cream and frozen desserts.....	02	34		284.818	284.920	285.150	285.330	285.390
Ice cream and frozen desserts.....	02	3402	06/83	280.983	281.083	281.310	281.488	281.547
Ice cream and frozen desserts.....	02	340201	06/83	280.983	281.083	281.310	281.488	281.547
Ice cream, excl. lowfat and nonfat (incl. custards), shipped in bulk (containers 3 gal or more).....	02	3402011	12/11	135.737	135.879	135.783	135.581	135.933
Ice cream, incl. custards (excl. lowfat and nonfat) shipped in sizes less than 3 gallons.....	02	3402012	12/11	129.088	129.014	129.115	129.314	129.296
Ice cream, including custards (excluding lowfat and nonfat), novelty forms.....	02	3402013	12/11	137.943	138.186	138.180	138.196	138.267
Ice cream, including custards, lowfat and nonfat.....	02	3402014	12/11	119.972	119.966	119.950	119.938	119.936
Frozen desserts containing fats other than butterfat (incl. soy, rice, almond, oats, etc.).....	02	3402016	12/22	104.440	105.234	105.257	105.410	105.236
Other frozen desserts (yogurt, sherbet, water ices, mellorine, frozen pudding, gelato, etc.).....	02	3402019	12/11	140.302	140.376	141.090	140.818	140.926
Dry, condensed, and evaporated milk products.....	02	35		179.542	173.349	168.326	162.458	163.978
Dry milk products, including feed grade.....	02	3502	12/83	154.615	147.857	141.887	134.590	135.964
Dry milk products, including feed grade.....	02	350201	12/83	154.615	147.857	141.887	134.590	135.964
Liquid milk products.....	02	3503	12/83	212.304	208.691	207.673	208.340	208.443
Consumer-type canned milk products.....	02	350301	12/83	279.846	279.420	279.484	279.538	279.454
Bulk liquid milk products, including feed grade.....	02	350303	12/83	127.921	121.081	118.956	120.247	120.544
Ice cream mixes and related products.....	02	3505	06/02	165.589	165.042	165.414	165.489	168.950
Ice cream mixes and related products.....	02	350502	06/02	165.589	165.042	165.414	165.489	168.950
Processed fruits and vegetables.....	02	4		277.647	280.461	281.375	283.052	290.371
Canned fruits and juices.....	02	41		289.702	290.093	292.364	294.279	302.587
Canned fruits, excluding baby foods.....	02	4101		301.212	301.847	307.442	307.308	309.406
Canned fruits, excluding baby foods.....	02	410105	12/87	265.332	265.892	270.820	270.702	272.550
Canned and fresh fruit juices, nectars, and concentrates.....	02	4102		289.775	290.030	290.408	293.568	305.712
Canned and fresh fruit juices, nectars, and concentrates.....	02	410239	12/87	238.540	238.750	239.061	241.662	251.659
Frozen fruits, juices and ades.....	02	42		250.797	248.141	246.097	249.036	265.078
Frozen fruits.....	02	4202		276.397	269.931	265.267	272.422	270.826
Frozen fruits.....	02	420209	12/90	260.866	254.763	250.361	257.114	255.608
Canned vegetables and juices.....	02	44		248.715	248.034	248.951	249.722	251.975
Canned vegetables and juices.....	02	4401		248.715	248.034	248.951	249.722	251.975
Canned vegetables.....	02	440102	12/87	279.968	278.440	280.565	280.916	281.890
Canned catsup and other tomato based sauces.....	02	440127	12/87	216.504	216.380	216.420	217.492	220.308
Frozen vegetables.....	02	45		291.362	304.493	305.138	307.523	322.210
Frozen potato products (French-fried, patties, puffs, etc.).....	02	4502	12/90	300.078	323.974	325.369	327.515	354.661
Frozen potato products (French-fried, patties, puffs, etc.).....	02	450202		377.932	408.027	409.784	412.488	446.676
Frozen vegetables, other than potato products.....	02	4505	12/90	193.836	193.698	193.503	195.354	194.842
Frozen vegetables, other than potato products.....	02	450509	06/97	190.360	190.225	190.033	191.851	191.349
Dried and dehydrated food.....	02	48	12/03	216.583	217.050	217.469	218.612	218.857
Dried and dehydrated food.....	02	4801	12/03	216.583	217.050	217.469	218.612	218.857
Dried and dehydrated food.....	02	480101	12/03	216.583	217.050	217.469	218.612	218.857
Soup mixes (including dried/dehydrated/freeze-dried) and bouillon....	02	48010101	12/11	131.487	131.487	130.638	130.638	130.638
Dried and dehydrated fruits and vegetables, including freeze-dried....	02	48010102	12/11	145.130	145.570	146.084	148.890	149.121
Sugar and confectionery.....	02	5		263.387	266.241	268.897	268.585	268.308
Raw cane sugar and sugar cane mill products and byproducts.....	02	52		225.400	240.826	236.100	237.581	236.799
Raw cane sugar and sugarcane mill products and byproducts.....	02	5201		225.400	240.826	236.100	237.581	236.799
Raw cane sugar and sugarcane mill products and byproducts.....	02	520106	12/03	208.059	222.298	217.936	219.303	218.582
Refined sugar products and byproducts.....	02	53		225.574	227.462	229.260	232.411	232.832

See footnotes at end of table.

Table 9. Producer price indexes for commodity and service groupings and individual items, not seasonally adjusted — Continued

[September 2023, Index base 1982=100, unless otherwise indicated]

Title	Commodity code		Other index base	Unadjusted index ¹				
	Group code	Item code		May 2023	June 2023 ^P	July 2023 ^P	Aug. 2023 ^P	Sept. 2023 ^P
Refined sugar products and byproducts.....	02	5307	12/02	187.817	189.389	190.886	193.510	193.860
Refined granulated cane sugar and byproducts.....	02	530701	12/02	206.025	208.032	211.159	211.626	213.853
Beet sugar.....	02	530702	12/02	175.059	176.284	176.413	180.916	179.670
Confectionery materials.....	02	54		257.759	260.284	263.035	267.062	261.835
Confectionery materials.....	02	5401		257.759	260.284	263.035	267.062	261.835
Corn sweeteners, made by wet milling.....	02	540107	06/85	287.692	290.828	292.383	294.932	283.231
Chocolate coatings, made from cacao beans.....	02	540108	06/83	221.113	222.694	225.788	230.829	233.557
Other chocolate and cocoa products, made from cacao beans.....	02	540109	06/83	323.895	326.454	333.476	342.905	348.745
Confectionery end products.....	02	55		303.613	305.759	309.695	306.431	307.741
Candy and nuts.....	02	5503	06/83	273.006	275.077	278.873	275.725	276.988
Chocolate and chocolate-type confectionery products.....	02	550301	06/83	273.197	276.657	275.830	276.278	277.764
Chocolate/chocolate-type confectionery prods, cacao beans.....	02	5503011	12/11	134.745	134.745	134.745	134.745	134.835
Chocolate/confectionery products, made from purchased chocolate, not retailed.....	02	5503014	12/11	117.270	119.046	118.622	118.852	119.599
Nonchocolate-type confectioneries.....	02	550302	06/83	275.681	276.838	277.368	278.437	280.985
Nuts and seeds (salted, roasted, cooked or blanched).....	02	550304	06/91	190.408	191.287	199.973	192.077	192.056
Nuts (salted, roasted, cooked, or blanched), sold in bulk.....	02	5503041	06/08	114.576	115.159	120.917	115.587	115.587
Canned nuts (salted, roasted, cooked, or blanched).....	02	5503042	06/08	130.943	130.943	131.214	131.214	130.638
All other packaged nuts, including all types of seeds (salted, roasted, cooked, or blanched).....	02	5503043	06/08	171.519	171.533	171.450	173.441	173.499
Other confectionery-type products.....	02	550305	06/91	222.675	222.675	222.675	222.675	222.675
Beverages and beverage materials.....	02	6		252.206	252.348	250.594	253.472	252.989
Alcoholic beverages.....	02	61		219.223	218.039	217.628	217.769	218.411
Malt beverages.....	02	6101		230.095	229.901	229.739	229.637	229.783
Bottled beer and ale.....	02	610101		200.744	200.474	199.814	199.510	199.502
Canned beer and ale.....	02	610103		240.417	240.508	240.594	240.394	241.003
Beer and ale in barrels and kegs.....	02	610105	06/82	313.556	312.923	312.865	312.870	313.000
All other malt beverages and brewing products.....	02	610108	12/03	109.459	109.562	109.302	109.612	108.682
Distilled and bottled liquor, excluding brandy.....	02	6102		202.773	197.373	196.558	196.558	196.558
Distilled liquor, excluding brandy.....	02	610202	12/11	109.838	103.874	102.960	102.960	102.960
Distilled whiskey, all other distilled liquor, excluding brandy.....	02	6102022	12/11	126.650	119.773	118.719	118.719	118.719
Bottled liquor, excluding brandy.....	02	610204	12/11	104.712	104.634	104.634	104.634	104.634
Bottled whiskey.....	02	6102041	06/12	102.746	102.600	102.600	102.600	102.600
Bottled gin, vodka, rum, cordials, cocktails, and similar compounds.....	02	6102042	06/12	105.548	105.548	105.548	105.548	105.548
Wines, brandy, and brandy spirits.....	02	6104	12/83	206.912	207.121	206.681	207.174	208.729
Wines, brandy, and brandy spirits.....	02	610441	06/06	131.961	132.094	131.813	132.128	133.120
Wines, white, red & rose grape, and other fruit, 14 percent or less alcohol.....	02	6104411	12/11	116.145	116.228	115.927	116.239	117.237
Wines, white grape, 14 percent or less alcohol content.....	02	61044111	12/11	116.865	116.824	116.830	116.871	118.918
Wines, red grape, 14 percent or less alcohol content.....	02	61044112	12/11	112.847	113.056	112.441	113.032	113.032
Wines, rose grape & other fruits & berries, 14 percent or less alcohol.....	02	61044113	12/11	143.320	143.320	143.320	143.320	143.320
Wines, dessert, effervescent, and wine coolers.....	02	6104412	12/11	124.137	124.137	124.137	124.137	123.880
Other wines, brandy, and brandy spirits.....	02	6104413	12/11	150.309	151.094	151.438	151.452	151.452
Soft drinks.....	02	62		285.853	287.809	282.680	285.319	283.024
Soft drinks, non-carbonated and bottled water.....	02	6206		254.811	255.920	246.184	250.355	248.127
Bottled water, non-carb, processed or pasteurized.....	02	620608	12/03	118.574	117.789	117.237	120.656	120.192
Soft drinks, non-carbonated.....	02	620609		284.296	287.132	271.378	274.216	271.026
Soft drinks, non-carbonated, all other types.....	02	6206093	12/07	131.091	132.021	131.787	131.647	132.468
Soft drinks, non-carbonated, fruit drinks, cocktails, ades.....	02	6206094	12/11	157.077	158.872	145.932	148.373	145.229
Soft drinks, bottle/can, carbonated, all types.....	02	6210	12/11	163.446	164.877	164.486	165.100	163.878
Soft drinks, bottle/can, carbonated, all types.....	02	621001	12/11	163.446	164.877	164.486	165.100	163.878
Packaged beverage materials.....	02	63		236.809	236.613	236.598	252.823	253.011
Coffee (whole bean, ground, & instant).....	02	6301		241.034	240.841	240.758	258.871	259.039
Coffee, concentrated, including coffee substitutes.....	02	630103		196.130	196.130	196.130	201.905	201.905
Roasted coffee.....	02	630104	06/88	212.487	212.312	212.235	228.483	228.636
Tea in consumer packages, exc. canned ice tea.....	02	6303		214.182	213.958	214.474	216.786	217.130
Tea in consumer packages, exc. canned ice tea.....	02	630313	12/85	181.616	181.427	181.864	183.825	184.116
Other beverage materials.....	02	64		327.425	328.294	333.868	333.868	333.877
Other beverage materials.....	02	6401		327.425	328.294	333.868	333.868	333.877
Malt and malt byproducts.....	02	640101		170.121	169.104	169.104	169.104	169.136
Liquid beverage bases, excluding use by soft drink bottlers.....	02	640109	12/85	313.173	316.862	316.862	316.862	316.862
Fats and oils.....	02	7		346.698	327.208	331.359	347.691	349.566
Shortening, cooking oil, and margarine.....	02	78		360.870	358.464	370.110	369.037	364.988
Shortening, cooking oil, and margarine.....	02	7801		360.870	358.464	370.110	369.037	364.988
Margarine, butter blends, and butter substitutes.....	02	780109		422.832	421.223	418.483	401.927	398.108
Shortening and cooking oils.....	02	780115	12/11	116.171	115.310	120.226	120.971	119.601

See footnotes at end of table.

Table 9. Producer price indexes for commodity and service groupings and individual items, not seasonally adjusted — Continued
 [September 2023, Index base 1982=100, unless otherwise indicated]

Title	Commodity code		Other index base	Unadjusted index ¹				
	Group code	Item code		May 2023	June 2023 ^P	July 2023 ^P	Aug. 2023 ^P	Sept. 2023 ^P
Other oilseed processing.....	02	7A	12/04	293.525	275.385	273.870	285.659	285.524
Other oilseed processing.....	02	7A01	12/04	293.525	275.385	273.870	285.659	285.524
Cotton linters.....	02	7A0104	12/11	60.504	59.866	55.610	48.124	29.828
Cottonseed cake, meal, hulls, and other byproducts.....	02	7A0105	12/11	118.818	113.688	114.027	111.704	110.196
Cottonseed cake and meal.....	02	7A01051	12/11	129.002	127.128	127.609	124.287	116.220
Other crude and refined vegetable oils and other vegetable mill products.....	02	7A0106	12/11	195.138	191.435	190.581	192.156	192.885
Other crude vegetable oils, including linseed, peanut, sunflower, safflower, etc.....	02	7A01061	12/11	237.182	235.125	234.735	236.759	237.032
Other vegetable oil mill products, including all oil seed cake and meal.....	02	7A01063	12/11	117.013	113.757	112.904	113.703	114.352
Corn oil, crude and refined.....	02	7B	01/16	189.130	—	—	195.782	212.278
Corn oil, made by wet milling.....	02	7B01	01/16	189.130	—	—	195.782	212.278
Corn oil, made by wet milling.....	02	7B0101	01/16	189.130	—	—	195.782	212.278
Miscellaneous processed foods.....	02	8		292.674	288.809	288.739	289.695	289.190
Canned jams, jellies, and preserves.....	02	81		243.160	243.589	243.714	243.836	244.097
Canned jams, jellies, and preserves.....	02	8101		243.160	243.589	243.714	243.836	244.097
Canned jams, jellies, and preserves.....	02	810102	12/87	215.217	215.597	215.708	215.816	216.047
Pickles and other pickled products, including horseradish.....	02	82		311.851	308.906	308.873	310.588	310.588
Pickles and other pickled products.....	02	8201		311.851	308.906	308.873	310.588	310.588
Pickles and other pickled products, including horseradish.....	02	820106	12/86	278.727	276.095	276.065	277.599	277.599
Specialty canning.....	02	84		329.523	329.448	329.610	329.619	329.619
Specialty canning.....	02	8401		329.523	329.448	329.610	329.619	329.619
Canned dry beans.....	02	840102	12/82	222.668	222.139	222.139	222.189	222.189
Canned soups and stews, excluding frozen and seafood.....	02	840104	12/82	448.427	448.427	448.427	448.427	448.427
Canned baby foods and other canned specialties/nationality foods.....	02	840105	06/08	151.404	151.444	151.754	151.754	151.754
Frozen specialty food.....	02	85		232.522	231.375	231.054	231.444	230.582
Frozen specialty food.....	02	8501		232.522	231.375	231.054	231.444	230.582
Frozen cakes, pies, and other pastries.....	02	850109	12/82	344.563	344.243	343.645	345.573	344.664
Frozen dinners (beef, pork, and poultry pies) and nationality foods, incl. frozen pizza.....	02	850111	12/82	186.007	185.221	185.160	185.210	184.942
Other frozen specialties, incl. all whipped topping, waffles, soups, etc., excluding seafood.....	02	850113	12/82	290.399	286.379	284.937	285.282	281.146
Prepared sauces, except tomato.....	02	86		240.892	239.708	257.112	257.112	257.112
Prepared sauces, excluding tomato-based sauces and sauces comprised of 20 percent or more meat.....	02	8601		240.892	239.708	257.112	257.112	257.112
Prepared sauces, excluding tomato-based sauces and sauces comprised of 20 percent or more meat.....	02	860103	12/86	199.784	198.803	213.237	213.237	213.237
Other miscellaneous processed foods.....	02	89		318.083	316.505	315.101	316.473	316.255
Other miscellaneous processed foods.....	02	8901		318.083	316.505	315.101	316.473	316.255
Mayonnaise, salad dressings, and sandwich spreads.....	02	890102	12/86	296.071	295.595	297.532	297.532	296.862
Dry mix food preparations.....	02	890148	06/91	160.552	160.586	160.586	161.703	161.703
Perishable non-frozen prepared food, including tortillas.....	02	890149	06/91	191.221	189.830	185.879	187.400	189.282
Perishable prepared foods.....	02	8901492	12/07	136.284	135.170	131.544	132.436	133.766
Flavoring extracts, emulsions, liquid flavors, and food colorings.....	02	890151	12/85	346.001	346.001	346.001	346.001	346.001
Other flavoring agents, except chocolate syrup.....	02	890154	12/00	173.601	169.464	169.467	169.467	165.254
Soft drink flavoring syrup, sold in bulk.....	02	89015411	12/11	155.850	155.850	155.855	155.855	155.855
Other flavoring agents (except chocolate syrups).....	02	89015412	12/11	131.146	131.146	131.146	131.146	131.146
Table salt (evaporated), pepper (white and black), and other spices.....	02	890156	06/91	280.843	281.725	281.537	281.537	279.767
Pepper and other spices in commercial sizes (1 lb or more).....	02	8901566	05/17	110.315	111.032	110.836	110.836	—
Peanut butter.....	02	890158	06/91	162.241	169.723	169.612	169.612	169.612
Ice.....	02	890161	12/85	296.195	296.515	298.868	298.868	300.390
Dairy product substitutes.....	02	890162	06/92	192.012	197.004	196.972	196.991	196.997
Dry, condensed, and evaporated dairy product substitutes.....	02	8901621	12/09	127.473	134.721	134.720	134.724	134.760
Liquid dairy product substitutes.....	02	8901622	12/09	126.963	126.960	126.922	126.942	126.919
Chips (potato, corn, etc.).....	02	890172	12/85	302.733	302.374	302.203	303.549	303.641
Potato chips and sticks, plain and flavored.....	02	8901721	12/07	173.416	173.237	173.016	173.016	173.016
Corn chips and related products.....	02	8901722	12/07	206.349	205.430	205.385	208.104	208.104
Other chips, sticks (hard pretzels, bacon rinds, popcorn (except candied), etc.).....	02	8901723	12/07	188.272	188.717	188.717	188.779	188.977
Vinegar and cider.....	02	890174	12/85	203.233	203.233	203.233	203.233	203.179
Other food preparations.....	02	890175	12/85	316.432	304.967	304.891	308.706	308.803
Prepared animal feeds.....	02	9		253.059	249.935	252.826	253.046	251.987
Soybean cake, meal, and other byproducts.....	02	92		152.421	148.679	152.762	153.455	149.845
Soybean cake, meal, and byproducts.....	02	9201		152.421	148.679	152.762	153.455	149.845
Soybean cake, meal, and byproducts.....	02	920112	12/04	185.916	181.351	186.331	187.177	182.773
Soybean cake and meal.....	02	9201121	12/09	102.366	100.555	101.016	102.537	99.978
Other soybean products, including isolates and concentrates.....	02	9201122	12/09	197.010	181.909	220.509	205.982	203.279

See footnotes at end of table.

Table 9. Producer price indexes for commodity and service groupings and individual items, not seasonally adjusted — Continued
 [September 2023, Index base 1982=100, unless otherwise indicated]

Title	Commodity code		Other index base	Unadjusted index ¹				
	Group code	Item code		May 2023	June 2023 ^P	July 2023 ^P	Aug. 2023 ^P	Sept. 2023 ^P
Formula feeds.....	02	93		283.961	277.972	275.749	271.901	269.067
Formula feeds.....	02	9301		283.961	277.972	275.749	271.901	269.067
Chicken and turkey feed, supplements, concentrates, and premixes....	02	930102	12/86	291.773	283.959	281.756	275.010	271.494
Dairy cattle feed, supplements, concentrates, and premixes.....	02	930110	12/11	130.798	125.135	122.007	120.891	118.929
Swine feed, supplements, concentrates, and premixes.....	02	930115	12/11	124.416	124.520	124.531	123.856	123.571
Beef cattle feed, supplements, concentrates, and premixes.....	02	930117	12/11	128.288	126.532	126.431	124.928	123.202
Poultry, exc. chicken and turkey, and livestock, exc. cattle and swine, feed.....	02	930118	12/86	353.956	353.940	353.960	353.695	353.705
Miscellaneous feedstuffs.....	02	94		336.630	335.380	341.779	344.695	346.247
Pet food.....	02	9402		359.330	359.247	359.155	359.315	359.257
Dog and cat food.....	02	940202	12/85	309.530	309.526	309.601	309.744	309.744
Dog food.....	02	9402021	12/10	157.253	157.250	157.305	157.306	157.306
Canned dog food.....	02	94020211	12/10	182.565	182.565	182.565	182.565	182.565
Dry and semi moist dog food.....	02	94020214	12/11	144.203	144.200	144.262	144.264	144.264
Cat food.....	02	9402022	12/10	164.239	164.239	164.239	164.486	164.486
Canned cat food.....	02	94020224	12/11	166.326	166.326	166.326	166.326	166.326
Dry and semi moist cat food.....	02	94020225	12/10	151.813	151.813	151.813	152.098	152.098
Pet (excluding dog and cat), laboratory, and fur animal feed.....	02	940203	12/85	280.516	279.561	277.476	277.545	276.847
Miscellaneous feedstuffs other than pet food.....	02	9403		304.692	302.384	314.682	320.096	323.113
Meat meal and meat and bone meal.....	02	940301		228.204	220.890	216.954	222.031	227.026
Wet process corn byproducts.....	02	940317	06/85	229.308	224.479	216.235	209.238	210.556
Other animal feeds, including fertilizer byproducts and feather.....	02	940325	12/97	223.767	220.935	217.426	217.475	216.764
Animal and marine feed and fertilizer byproducts, except meat and bone meal.....	02	9403252	06/09	118.230	115.764	114.777	117.729	119.841
Other prepared animal feeds, including feeding materials and adjuncts.....	02	9403253	06/09	132.998	132.104	129.313	126.958	124.508
Miscellaneous byproducts of slaughtering plants.....	02	940333	06/01	500.608	502.884	570.052	590.227	600.591
Distillers' dried grains (dark and light) and dried solubles.....	02	940334	12/22	92.548	92.010	83.701	86.587	84.992
Textile products and apparel.....	03	—		183.810	183.633	183.960	182.791	184.425
Synthetic fibers.....	03	1		162.059	160.827	162.890	158.728	162.189
Unprocessed filament yarns.....	03	15		167.924	166.648	168.785	164.472	168.059
Noncellulosic and cellulosic organic fibers.....	03	1504	05/22	103.541	102.754	104.072	101.413	103.624
Noncellulosic fibers.....	03	150401		153.292	152.348	154.181	150.152	154.101
Noncellulosic organic fibers.....	03	1504014	06/05	135.642	134.560	136.634	132.151	136.664
Polyester manufactured fibers.....	03	15040147	06/11	123.460	121.897	122.910	123.048	123.530
Other noncellulosic organic fibers, incl. polyamide, polyolefin, and producer-textured.....	03	15040149	06/11	124.853	124.152	126.509	120.225	126.232
Processed yarns and threads.....	03	2		176.350	176.882	177.361	177.043	177.576
Yarns.....	03	26		170.059	170.585	171.057	170.744	171.270
Spun cotton yarns.....	03	2601		151.941	152.612	152.612	152.612	152.612
Spun cotton yarns.....	03	260115	05/22	80.616	80.972	80.972	80.972	80.972
Spun synthetic yarns.....	03	2603		161.431	161.676	161.676	161.676	161.676
Spun synthetic yarns.....	03	260304	12/94	144.696	144.915	144.915	144.915	144.915
Textured and twisted yarns.....	03	2604	12/88	177.312	178.121	179.179	178.094	179.188
Textured and twisted yarns.....	03	260405	05/22	93.875	94.303	94.863	94.289	94.868
Other spun noncellulosic and natural fiber (excluding cotton and wool) yarns.....	03	2607	06/08	137.477	136.355	136.137	137.995	137.995
Other spun noncellulosic and natural fiber (excluding cotton and wool) yarns.....	03	260701	06/08	137.477	136.355	136.137	137.995	137.995
Greige fabrics.....	03	3		171.319	171.438	170.207	170.351	170.513
Greige broadwoven fabrics.....	03	37		175.417	175.511	174.591	174.590	174.840
Greige manmade, silk, and other natural fiber (exc cotton/wool) broadwoven fabrics.....	03	3703		168.679	168.694	168.561	168.327	168.473
Greige manmade, silk, and other natural fiber (exc cotton/wool) broadwoven fabrics.....	03	370304	12/94	148.219	148.233	148.116	147.910	148.038
Greige knit fabrics.....	03	38		196.210	196.713	195.613	195.613	195.613
Weft (circular) knit fabrics, greige goods (excluding hosiery).....	03	3803		176.346	176.050	173.798	173.798	173.798
Weft (circular) knit fabrics, greige goods (excluding hosiery).....	03	380301		176.346	176.050	173.798	173.798	173.798
Warp knit fabrics, greige goods (excluding hosiery).....	03	3804		224.510	225.830	225.830	225.830	225.830
Warp knit fabrics, greige goods (excluding hosiery).....	03	380401		224.510	225.830	225.830	225.830	225.830
Tire cord and tire fabric.....	03	39	06/84	147.407	147.407	145.292	145.891	145.891
Tire cord and tire fabrics.....	03	3901	06/84	147.407	147.407	145.292	145.891	145.891
Tire cord and tire fabrics.....	03	390101	06/84	147.407	147.407	145.292	145.891	145.891
Finished fabrics.....	03	4		202.770	202.327	202.005	201.754	202.183
Finished broadwoven fabrics.....	03	42		216.017	213.655	211.208	211.057	209.772
Finished cotton broadwoven fabrics.....	03	4201		196.472	196.313	195.672	195.436	197.500
Finished cotton broadwoven fabrics.....	03	420104	12/94	173.972	173.831	173.264	173.055	174.883

See footnotes at end of table.

Table 9. Producer price indexes for commodity and service groupings and individual items, not seasonally adjusted — Continued

[September 2023, Index base 1982=100, unless otherwise indicated]

Title	Commodity code		Other index base	Unadjusted index ¹				
	Group code	Item code		May 2023	June 2023 ^P	July 2023 ^P	Aug. 2023 ^P	Sept. 2023 ^P
Finished manmade, silk, and other natural fiber (exc. cotton and wool) broadwoven fabrics.....	03	4203		229.748	225.972	222.337	222.227	218.925
Finished manmade, silk, and other natural fiber (exc. cotton and wool) broadwoven fabrics.....	03	420306	12/94	189.151	186.043	183.050	182.959	180.241
Finished manmade, silk, & natural fiber (exc cotton/wool) broadwoven, finished in weaving mills.....	03	4203061	06/10	123.949	124.116	123.880	124.097	123.884
Finished manmade fiber, silk and other natural fiber broadwoven fabrics, finishing mill.....	03	4203062	06/10	178.763	173.989	169.723	169.406	165.531
Woven and braided narrow fabrics.....	03	44		262.156	259.851	258.134	258.066	258.066
Woven and braided narrow fabrics.....	03	4402	06/84	262.157	259.852	258.135	258.066	258.066
Woven narrow fabrics (12 inches or less in width).....	03	440204	12/89	222.796	220.039	218.318	218.250	218.250
Braided narrow fabrics (12 inches or less in width).....	03	440205	12/08	225.066	227.590	227.590	227.590	227.590
Nonwoven fabrics and felts.....	03	45		206.311	205.472	205.253	204.352	204.062
Nonwoven fabrics and felts.....	03	4503		206.311	205.472	205.253	204.352	204.062
Nonwoven fabrics.....	03	450321		205.037	204.603	204.467	203.452	203.203
Pressed, punched, or needled felts, excluding hats.....	03	450333	12/01	139.436	134.544	133.509	134.198	133.576
Coated fabrics, not rubberized.....	03	46	06/85	257.853	260.068	260.296	260.828	263.054
Coated fabrics, not rubberized.....	03	4601	06/85	257.853	260.068	260.296	260.828	263.054
Vinyl coated fabrics, including expanded vinyl coated.....	03	460102	06/85	244.983	245.208	245.208	246.824	250.530
Coated or laminated fabrics and coated yarns, incl. impregnated fabrics.....	03	460103	06/85	267.145	270.225	270.551	270.640	272.281
Screen printed textile materials, embroideries, and lace goods.....	03	47	06/85	221.531	221.531	221.942	221.873	223.318
Screen printed textile and apparel materials and embroideries.....	03	4701	06/85	221.815	221.815	222.227	222.158	223.606
Embroideries (excluding Schiffli machine products) and embroidery contractors.....	03	470103	12/11	130.545	130.545	132.645	132.645	133.200
Screen printing on garments, apparel accessories, and other fabric articles, excluding labels.....	03	470108	12/85	221.880	221.880	221.568	221.482	223.057
Knit fabrics, finished in knitting mills.....	03	48	12/03	171.849	171.816	171.816	171.692	171.928
Weft (circular) knit fabrics, knit and finished in the same establishment (excluding hosiery).....	03	4801	12/03	198.801	198.801	198.801	198.801	199.302
Weft (circular) knit fabrics, knit and finished in the same establishment (excluding hosiery).....	03	480101	12/03	198.801	198.801	198.801	198.801	199.302
Warp knit goods, knit and finished in the same establishment.....	03	4802	12/03	150.616	150.554	150.554	150.314	150.314
Warp knit goods, knit and finished in the same establishment.....	03	480201	12/03	150.616	150.554	150.554	150.314	150.314
Warp knit fabrics, knit and finished in same establishment.....	03	4802011	06/08	167.964	167.893	167.893	167.620	167.620
Apparel & other fabricated textile prods.....	03	8		177.034	177.300	177.640	176.846	179.227
Apparel.....	03	81		156.676	156.946	156.998	157.066	157.634
Miscellaneous apparel and accessories.....	03	8104	12/83	223.737	224.837	224.776	224.944	227.688
Men's and boys' fabric, straw, and felt hats, made from purchased materials.....	03	810414	12/09	168.253	168.253	168.253	168.253	178.930
Hat bodies and fabric caps, made from purchased materials.....	03	810416	12/09	186.260	186.260	186.260	186.260	186.260
Gloves and mittens, made from purchased materials.....	03	810424	12/11	146.705	149.509	149.509	149.509	149.509
Leather and sheep-lined apparel, made from purchased materials.....	03	810428	12/03	198.676	198.676	197.648	197.648	202.448
Apparel and accessories, n.e.c.....	03	810441	12/85	189.250	190.330	190.330	190.330	190.556
All other cut and sew apparel, made from purchased materials.....	03	81044118	12/22	103.196	103.196	103.196	103.196	103.371
Fabricated apparel accessories.....	03	8104412	06/09	144.971	147.765	147.765	147.765	147.765
All other apparel accessories, made from purchased materials.....	03	81044125	12/11	138.157	141.426	141.426	141.426	141.426
Women's, girls', and infants' cut and sew apparel.....	03	8106	12/03	106.976	107.069	107.224	107.230	107.324
Women's and girls' blouses and shirts, made from purchased fabrics.....	03	810603	12/22	100.000	100.000	100.116	100.137	100.137
Women's and girls' dresses, made from purchased fabrics.....	03	810611	12/03	98.778	98.778	98.972	98.972	98.972
Women's and girls' lingerie and nightwear, made from purchased fabrics.....	03	810647		161.591	161.591	161.591	161.591	161.591
Women's and girls' other outerwear, made from purchased fabrics.....	03	810661	12/22	100.446	100.554	100.562	100.562	100.874
Men's and boys' cut and sew apparel.....	03	8107	12/03	138.972	139.033	138.277	138.418	138.435
Men's and boys' pants, except work pants, made from purchased fabrics.....	03	810703	12/22	100.000	-	-	-	-
Men's and boys' work clothing, made from purchased fabrics.....	03	810713	12/22	102.593	102.593	102.508	102.508	102.508
Men's and boys' shirts, except work shirts, made from purchased fabrics.....	03	810723	12/22	100.000	100.000	100.000	100.588	100.588
Men's and boys' suits, coats, and overcoats, made from purchased fabrics.....	03	810735	12/13	124.565	124.565	124.565	124.565	124.565
Men's and boys' other outerwear, made from purchased fabrics.....	03	810744	12/22	101.166	101.166	101.416	101.416	101.525
Men's and boys' nightwear, robes, and underwear, made from purchased fabrics.....	03	810761	12/03	161.145	161.145	161.145	161.145	161.145
Apparel made in knitting mills.....	03	8108	12/03	123.869	123.869	124.687	124.687	124.687
Knit outerwear, underwear, and nightwear, made in knitting mills.....	03	810808	05/16	112.457	112.457	112.457	-	-
Hosiery and socks.....	03	810831	05/20	106.809	106.809	107.756	107.756	107.756
Textile house furnishings.....	03	82		182.454	182.656	182.593	182.041	182.010
Textile house furnishings.....	03	8203	06/83	196.526	196.744	196.676	196.082	196.047
Curtains and draperies, made from purchased materials.....	03	820304	12/05	150.908	150.908	152.045	152.045	152.045

See footnotes at end of table.

Table 9. Producer price indexes for commodity and service groupings and individual items, not seasonally adjusted — Continued

[September 2023, Index base 1982=100, unless otherwise indicated]

Title	Commodity code		Other index base	Unadjusted index ¹				
	Group code	Item code		May 2023	June 2023 ^P	July 2023 ^P	Aug. 2023 ^P	Sept. 2023 ^P
Other textiles, including towels and bed textiles.....	03	820312	06/05	145.996	146.217	145.744	145.140	145.105
Fabricated textile products, made in weaving mills.....	03	8203121	06/11	101.310	101.922	101.929	99.478	99.209
Other household textile products.....	03	8203122	06/11	131.828	131.969	131.498	131.214	131.214
Bedspreads, made from purchased materials.....	03	82031221	12/11	139.542	139.542	139.542	139.542	139.542
Sheets and pillowcases, made from purchased materials.....	03	82031223	12/11	157.610	157.610	157.610	157.610	157.610
Other household furnishings, made from purchased materials.....	03	82031226	12/11	126.803	126.963	126.430	126.107	126.107
Industrial and other fabricated products.....	03	83		216.666	216.983	217.846	215.894	221.557
Industrial and other fabricated products.....	03	8303		215.819	216.134	216.994	215.050	220.691
Rope, cordage, and twine.....	03	830321	06/12	135.588	135.861	136.137	137.257	137.180
All other textile bags.....	03	830334	06/10	153.003	153.018	152.954	152.954	152.954
Canvas and related products.....	03	830345	06/03	180.754	180.754	182.195	182.206	185.952
All other fabricated textile products, excluding trimming and findings.....	03	830351	12/85	169.536	170.091	170.145	166.143	172.989
All other miscellaneous fabricated textile products.....	03	8303516	09/18	126.690	127.317	127.378	127.427	127.849
Trimming and findings, excluding automobile and apparel.....	03	830361	12/06	210.241	210.241	210.241	210.206	210.206
Miscellaneous textile products/services.....	03	9	06/85	196.832	197.161	195.957	195.396	195.867
Miscellaneous textile products/services.....	03	94	09/18	134.498	134.722	133.900	133.517	133.838
Miscellaneous textile products/services.....	03	9401	09/18	134.498	134.722	133.900	133.517	133.838
Textile and fabric finishing, except broadwoven.....	03	940103	12/01	168.506	168.242	165.132	163.684	163.684
Hides, skins, leather, and related products.....	04	—		178.261	176.967	178.432	179.367	179.579
Hides and skins, incl. cattle.....	04	1		112.486	108.056	106.069	108.734	109.594
Hides and skins, incl. cattle.....	04	19	06/01	51.499	49.470	48.560	49.781	50.175
Hides, skins, and pelts, made in slaughtering plants.....	04	1901	06/01	51.499	49.470	48.560	49.781	50.175
Hides, skins, and pelts, made in slaughtering plants.....	04	190108	06/01	51.499	49.470	48.560	49.781	50.175
Leather.....	04	2		200.314	199.780	199.833	200.871	200.704
Finished and unfinished leather.....	04	27	12/97	109.813	109.520	109.549	110.118	110.026
Finished and unfinished leather.....	04	2701	12/97	109.813	109.520	109.549	110.118	110.026
Finished and unfinished leather.....	04	270102	12/03	91.603	91.358	91.382	91.857	91.781
Footwear.....	04	3		250.779	250.779	251.039	251.039	251.039
Men's nonathletic footwear.....	04	31		292.929	292.929	293.155	293.155	293.155
Men's footwear (size 6 and larger), excluding athletic.....	04	3105	12/93	204.280	204.280	204.437	204.437	204.437
Men's footwear (size 6 and larger), excluding athletic.....	04	310501	12/93	204.434	204.434	204.592	204.592	204.592
Women's nonathletic footwear.....	04	32		193.027	193.027	193.524	193.524	193.524
Women's footwear (size 4 and larger), excluding athletic.....	04	3205	12/93	150.914	150.914	151.303	151.303	151.303
Women's footwear (size 4 and larger), excluding athletic.....	04	320501	12/93	150.831	150.831	151.220	151.220	151.220
Other footwear including slippers.....	04	39	12/02	172.660	172.660	172.660	172.660	172.660
Other footwear, excluding rubber and plastic soled footwear.....	04	3901	12/02	172.660	172.660	172.660	172.660	172.660
Other footwear, excluding rubber and plastic soled footwear.....	04	390104	12/11	153.462	153.462	153.462	153.462	153.462
Other leather and related products.....	04	4		215.248	215.426	222.705	222.705	222.705
Luggage and small leather goods.....	04	41		191.357	191.877	203.261	203.261	203.261
Luggage and small leather goods.....	04	4101		191.357	191.877	203.261	203.261	203.261
Luggage (including suitcases, travel bags, backpacks, and other types).....	04	410112	12/84	144.293	144.926	162.050	162.050	162.050
Women's and children's handbags and purses.....	04	410128	06/82	196.625	196.861	196.941	196.941	196.941
Personal leather goods (excluding women's handbags and purses).....	04	410132	06/82	202.521	202.521	202.521	202.521	202.521
Leather and leather-like goods, n.e.c.....	04	45	06/85	230.489	230.186	231.285	231.285	231.285
Leather and leather-like goods, n.e.c.....	04	4501	06/85	230.489	230.186	231.285	231.285	231.285
All other leather goods.....	04	450101	06/85	256.291	255.920	257.264	257.264	257.264
Boot and shoe cut stock and findings.....	04	4501011	12/11	118.726	121.156	121.156	121.156	121.156
All other miscellaneous leather goods.....	04	4501014	12/11	156.252	155.608	156.527	156.527	156.527
Leather belts, made from purchased materials.....	04	450111	06/85	176.127	176.127	176.127	176.127	176.127
Fuels and related products and power.....	05	—		222.929	225.622	230.025	248.859	254.930
Coal.....	05	1		276.318	278.528	282.134	287.629	290.149
Coal.....	05	13		276.318	278.528	282.134	287.629	290.149
Coal.....	05	1301		276.318	278.528	282.134	287.629	290.149
Unprepared bituminous coal and lignite (utility sold).....	05	130101		173.148	174.876	174.825	173.135	172.865
Unprepared bituminous coal and lignite from surface mine (utility sold).....	05	1301011	06/08	140.954	136.443	136.710	134.955	133.359
Unprepared bituminous coal and lignite from underground mine (utility sold).....	05	1301012	12/22	103.716	110.235	109.919	109.257	110.371
Prepared bituminous coal and lignite (utility sold).....	05	130102	12/01	306.907	311.757	316.340	326.229	329.475
Prepared bituminous coal & lignite, from surface mine (utility sold).....	05	1301021	06/08	158.777	175.619	164.163	178.839	181.467
Prepared bituminous coal & lignite, from underground mine (utility sold).....	05	1301022	06/08	182.629	177.553	187.961	188.535	189.940
Coal exports.....	05	130103	12/22	95.939	96.366	96.909	95.846	93.985

See footnotes at end of table.

Table 9. Producer price indexes for commodity and service groupings and individual items, not seasonally adjusted — Continued
 [September 2023, Index base 1982=100, unless otherwise indicated]

Title	Commodity code		Other index base	Unadjusted index ¹				
	Group code	Item code		May 2023	June 2023 ^P	July 2023 ^P	Aug. 2023 ^P	Sept. 2023 ^P
Coal non-utility sold (including anthracite).....	05	130104	12/86	364.428	342.716	353.295	354.971	375.546
Gas fuels.....	05	3		92.296	91.259	113.385	114.073	117.862
Natural gas.....	05	31		66.631	68.081	84.116	81.642	81.737
Natural gas.....	05	3101		66.631	68.081	84.116	81.642	81.737
Natural gas.....	05	310105	06/96	84.449	86.287	106.609	103.474	103.594
Natural gas from the wellhead.....	05	3101051	06/09	46.371	47.023	58.440	56.187	57.147
Natural gas from processing facilities.....	05	3101052	06/09	51.681	55.161	65.901	67.487	61.667
Liquefied petroleum gas.....	05	32		128.968	121.110	151.849	161.469	174.461
Liquefied petroleum gas.....	05	3201		128.968	121.110	151.849	161.469	174.461
Isopentane and natural gasoline.....	05	320102	06/09	88.107	79.676	86.245	98.979	108.237
Propane.....	05	320104		128.806	108.208	122.435	141.281	159.237
Butane.....	05	320105		99.239	81.398	100.162	126.766	139.178
Plant condensate, ethane, gas mixtures, and other natural gas liquids...	05	320108	06/09	40.842	40.912	54.719	54.473	57.884
Electric power.....	05	4		258.942	275.769	277.111	277.640	277.517
Residential electric power.....	05	41	12/90	220.411	230.310	230.747	231.066	230.718
Residential electric power.....	05	4121	12/90	220.411	230.310	230.747	231.066	230.718
Residential electric power.....	05	412101	12/90	220.411	230.310	230.747	231.066	230.718
Residential electric power, New England.....	05	4121011	12/07	210.629	210.629	187.479	187.479	187.869
Residential electric power, Middle Atlantic.....	05	4121012	12/07	137.815	140.728	141.857	142.132	141.491
Residential electric power, East North Central.....	05	4121013	12/07	165.405	175.612	175.667	175.786	195.951
Residential electric power, West North Central.....	05	4121014	12/07	138.907	156.165	154.972	156.897	151.294
Residential electric power, South Atlantic.....	05	4121015	12/07	146.467	156.145	156.433	157.914	159.547
Residential electric power, East South Central.....	05	4121016	12/07	154.445	159.044	158.818	158.340	156.161
Residential electric power, West South Central.....	05	4121017	12/07	141.584	145.514	150.652	148.898	148.472
Residential electric power, Mountain.....	05	4121018	12/07	134.868	135.601	136.744	136.744	134.544
Residential electric power, Pacific.....	05	4121019	12/07	222.011	232.152	235.521	235.546	236.664
Commercial electric power.....	05	42		243.326	263.893	265.346	265.588	265.629
Commercial electric power.....	05	4221	12/90	212.976	230.978	232.249	232.461	232.497
Commercial electric power.....	05	422101	12/90	212.976	230.978	232.249	232.461	232.497
Commercial electric power, New England.....	05	4221011	12/07	202.090	202.090	174.378	174.378	175.065
Commercial electric power, Middle Atlantic.....	05	4221012	12/07	126.027	140.427	145.294	143.798	143.175
Commercial electric power, East North Central.....	05	4221013	12/07	146.132	162.702	162.590	163.254	164.104
Commercial electric power, West North Central.....	05	4221014	12/07	136.009	147.787	150.436	155.017	149.153
Commercial electric power, South Atlantic.....	05	4221015	12/07	125.949	130.144	128.233	129.058	131.416
Commercial electric power, East South Central.....	05	4221016	12/07	141.306	147.325	150.472	149.878	148.626
Commercial electric power, West South Central.....	05	4221017	12/07	129.449	139.508	144.363	143.300	142.589
Commercial electric power, Mountain.....	05	4221018	12/07	140.894	144.323	147.567	147.567	143.291
Commercial electric power, Pacific.....	05	4221019	12/07	210.914	243.805	248.947	248.989	250.735
Industrial electric power.....	05	43		289.781	312.100	315.714	317.435	317.706
Industrial electric power.....	05	4321	12/90	243.662	262.430	265.468	266.915	267.143
Industrial electric power.....	05	432101	12/90	243.662	262.430	265.468	266.915	267.143
Industrial electric power, New England.....	05	4321011	12/07	165.511	167.077	178.993	173.539	163.076
Industrial electric power, Middle Atlantic.....	05	4321012	12/07	141.434	140.236	139.204	140.268	141.164
Industrial electric power, East North Central.....	05	4321013	12/07	197.088	240.863	240.830	244.142	244.407
Industrial electric power, West North Central.....	05	4321014	12/07	150.260	164.600	168.147	169.623	159.910
Industrial electric power, South Atlantic.....	05	4321015	12/07	118.546	121.784	119.660	120.664	122.955
Industrial electric power, East South Central.....	05	4321016	12/07	134.559	142.158	145.714	146.634	145.314
Industrial electric power, West South Central.....	05	4321017	12/07	121.752	128.704	129.112	128.181	127.180
Industrial electric power, Mountain.....	05	4321018	12/07	181.992	165.597	176.956	181.218	194.180
Industrial electric power, Pacific.....	05	4321019	12/07	217.363	244.080	246.468	246.559	247.540
Transportation electric power.....	05	46	12/10	126.043	136.383	133.224	133.231	135.522
Transportation electric power.....	05	4621	12/10	126.043	136.383	133.224	133.231	135.522
Transportation electric power.....	05	462111	12/10	126.043	136.383	133.224	133.231	135.522
Utility natural gas.....	05	5	12/90	257.209	255.550	259.172	263.032	260.789
Residential natural gas.....	05	51	12/90	267.363	266.981	268.412	270.716	268.093
Residential natural gas.....	05	5121	12/90	267.363	266.981	268.412	270.716	268.093
Residential natural gas.....	05	512101	12/90	267.363	266.981	268.412	270.716	268.093
Residential natural gas, New England.....	05	5121011	06/12	145.984	148.624	134.127	133.630	132.420
Residential natural gas, Middle Atlantic.....	05	5121012	06/12	148.728	147.064	146.513	148.580	148.423
Residential natural gas, East North Central.....	05	5121013	06/12	135.859	136.811	139.164	138.413	135.672
Residential natural gas, West North Central.....	05	5121014	06/12	143.021	137.136	137.737	135.829	134.235
Residential natural gas, South Atlantic.....	05	5121015	06/12	130.295	130.581	134.088	132.220	132.176
Residential natural gas, East South Central.....	05	5121016	06/12	108.728	109.082	113.661	113.104	99.428
Residential natural gas, West South Central.....	05	5121017	06/12	174.716	176.068	181.135	182.586	183.842
Residential natural gas, Mountain.....	05	5121018	06/12	207.576	207.230	202.655	204.477	204.645
Residential natural gas, Pacific.....	05	5121019	06/12	157.728	159.068	163.237	171.535	169.919

See footnotes at end of table.

Table 9. Producer price indexes for commodity and service groupings and individual items, not seasonally adjusted — Continued

[September 2023, Index base 1982=100, unless otherwise indicated]

Title	Commodity code		Other index base	Unadjusted index ¹				
	Group code	Item code		May 2023	June 2023 ^P	July 2023 ^P	Aug. 2023 ^P	Sept. 2023 ^P
Commercial natural gas.....	05	52	12/90	244.827	242.007	246.827	251.097	245.541
Commercial natural gas.....	05	5221	12/90	244.827	242.007	246.827	251.097	245.541
Commercial natural gas.....	05	522101	12/90	244.827	242.007	246.827	251.097	245.541
Commercial natural gas, New England.....	05	5221011	06/12	131.709	121.978	119.614	117.915	114.107
Commercial natural gas, Middle Atlantic.....	05	5221012	06/12	126.359	122.390	122.482	127.528	127.222
Commercial natural gas, East North Central.....	05	5221013	06/12	130.555	130.619	134.510	132.593	121.494
Commercial natural gas, West North Central.....	05	5221014	06/12	141.048	136.748	144.309	142.739	141.255
Commercial natural gas, South Atlantic.....	05	5221015	06/12	116.213	115.522	117.792	118.452	116.884
Commercial natural gas, East South Central.....	05	5221016	06/12	119.087	116.474	119.954	123.186	115.618
Commercial natural gas, West South Central.....	05	5221017	06/12	175.309	178.922	183.647	187.901	189.514
Commercial natural gas, Mountain.....	05	5221018	06/12	225.420	225.404	222.937	226.781	228.281
Commercial natural gas, Pacific.....	05	5221019	06/12	149.343	152.670	160.959	171.799	170.896
Industrial natural gas.....	05	53	12/90	198.968	196.380	204.181	213.042	212.356
Industrial natural gas.....	05	5321	12/90	198.968	196.380	204.181	213.042	212.356
Industrial natural gas.....	05	532101	12/90	198.968	196.380	204.181	213.042	212.356
Industrial natural gas, New England.....	05	5321011	09/16	132.528	122.416	114.625	112.876	108.970
Industrial natural gas, Middle Atlantic.....	05	5321012	09/16	146.171	143.170	158.188	159.425	158.745
Industrial natural gas, East North Central.....	05	5321013	06/12	102.119	103.299	111.892	112.321	112.680
Industrial natural gas, West North Central.....	05	5321014	06/12	160.809	158.055	169.451	171.729	172.870
Industrial natural gas, South Atlantic.....	05	5321015	09/16	140.202	140.010	141.886	141.967	142.596
Industrial natural gas, East South Central.....	05	5321016	09/16	112.737	108.383	114.404	117.868	109.947
Industrial natural gas, West South Central.....	05	5321017	09/16	134.762	133.014	139.001	156.447	158.115
Industrial natural gas, Mountain.....	05	5321018	09/16	179.309	179.380	177.380	185.805	186.089
Industrial natural gas, Pacific.....	05	5321019	09/16	156.613	153.519	152.798	154.891	152.108
Natural gas to electric power.....	05	54	12/90	220.646	218.412	222.787	226.833	226.320
Natural gas to electric power.....	05	5421	12/90	220.646	218.412	222.787	226.833	226.320
Natural gas to electric power.....	05	542101	12/90	220.646	218.412	222.787	226.833	226.320
Crude petroleum (domestic production).....	05	6		199.510	191.180	207.341	224.441	247.071
Crude petroleum (domestic production).....	05	61		199.510	191.180	207.341	224.441	247.071
Crude petroleum (domestic production).....	05	6101		199.510	191.180	207.341	224.441	247.071
Crude petroleum (domestic production).....	05	610102	06/84	217.295	208.222	225.823	244.448	269.095
Petroleum products, refined.....	05	7		285.316	281.866	281.325	330.922	339.305
Gasoline.....	05	71		259.907	262.902	267.917	298.875	298.913
Unleaded premium gasoline.....	05	7103		291.307	295.007	299.084	327.432	331.363
Unleaded premium gasoline.....	05	710304	06/02	330.028	334.219	338.838	370.953	375.407
Unleaded regular gasoline.....	05	7104		253.033	255.373	260.986	292.351	291.398
Unleaded regular gasoline.....	05	710404	06/02	304.050	306.862	313.607	351.296	350.151
Unleaded mid-premium gasoline.....	05	7105	12/87	434.359	450.460	452.467	526.346	519.164
Unleaded mid-premium gasoline.....	05	710504	06/02	297.044	308.054	309.427	359.950	355.039
Kerosene and jet fuels.....	05	72		238.774	242.714	253.602	313.466	338.636
Kerosene.....	05	7202		248.291	245.582	253.757	313.399	331.153
Kerosene.....	05	720201		248.302	245.593	253.769	313.413	331.168
Jet fuel.....	05	7203		238.833	243.215	254.310	314.358	340.081
Jet fuel.....	05	720301		240.670	245.086	256.266	316.776	342.696
Light fuel oils.....	05	73		339.297	321.686	304.850	401.549	420.565
Home heating oil and distillates.....	05	7302		222.677	226.736	247.357	284.555	316.404
Home heating oil and distillates.....	05	730201		222.677	226.736	247.357	284.555	316.404
No. 2 diesel fuel.....	05	7303		363.260	342.988	322.088	428.000	446.601
No. 2 diesel fuel.....	05	730302	06/85	454.711	429.336	403.175	535.750	559.034
Residual fuels (heavy fuel oils, incl. #5, #6, & other residual fuels).....	05	74		199.151	179.536	187.611	197.569	213.146
Residual fuels (heavy fuel oils, incl. #5, #6, & other residual fuels).....	05	7407	06/85	292.555	263.741	275.602	290.231	313.114
Residual fuels (heavy fuel oils, incl. #5, #6, & other residual fuels).....	05	740703	06/02	258.563	233.096	243.580	256.509	276.733
Finished lubricants.....	05	76		608.952	616.906	614.954	614.508	607.799
Lubricating and similar oils.....	05	7604	06/85	576.746	574.621	572.362	571.845	564.079
Lubricating and similar oils not from petroleum refineries.....	05	760401	06/85	558.472	556.414	554.227	553.727	546.206
Lubricating oil base stocks.....	05	78	06/09	162.759	165.319	162.470	161.673	161.726
Lubricating oil base stocks.....	05	7801	06/09	162.759	165.319	162.470	161.673	161.726
Lubricating oil base stocks.....	05	780121	06/09	162.759	165.319	162.470	161.673	161.726
Asphalt and other petroleum and coal products, n.e.c.....	05	8	12/84	331.876	353.569	350.744	354.092	376.480
Asphalt and other petroleum and coal products, n.e.c.....	05	81	12/84	331.876	353.569	350.744	354.092	376.480
Asphalt.....	05	8102	06/85	260.632	269.388	268.761	266.974	266.403
Asphalt.....	05	810212	06/85	260.632	269.388	268.761	266.974	266.403
Other petroleum and coal products, including coke oven products, n.e.c.....	05	8103	12/84	718.150	772.009	764.566	775.503	839.113
Other petroleum and coal products, including coke oven products, n.e.c.....	05	810319	12/84	718.150	772.009	764.566	775.503	839.113

See footnotes at end of table.

Table 9. Producer price indexes for commodity and service groupings and individual items, not seasonally adjusted — Continued
 [September 2023, Index base 1982=100, unless otherwise indicated]

Title	Commodity code		Other index base	Unadjusted index ¹				
	Group code	Item code		May 2023	June 2023 ^P	July 2023 ^P	Aug. 2023 ^P	Sept. 2023 ^P
Other petroleum and coal products, made in coke oven establishments.....	05	8103191	06/09	191.448	190.596	189.127	189.003	188.717
Chemicals and allied products.....	06	—		355.586	352.288	347.677	346.794	347.123
Industrial chemicals.....	06	1		323.285	318.523	310.085	306.725	307.477
Basic inorganic chemicals.....	06	13		382.553	377.963	364.453	359.108	361.113
Inorganic chemicals, other than alkalis and chlorine.....	06	1302		346.550	344.644	342.020	336.870	341.511
Aluminum compounds.....	06	130209	06/95	148.506	148.506	148.748	145.208	145.208
Inorganic acids, inc. hydrochloric, sulfuric acid, and other.....	06	13020T	12/08	114.049	113.003	111.979	111.735	112.019
Sulfuric acid.....	06	13020T1	06/87	188.793	188.231	186.861	184.590	185.988
Lime.....	06	130213		413.626	413.642	413.148	414.720	413.806
Potassium and sodium compounds, excluding bleaches, alkalis, and alum.....	06	130217	06/01	468.943	468.932	453.270	446.734	441.733
Rock salt.....	06	130271	12/84	420.849	420.849	420.849	—	—
Other inorganic chemicals, nec.....	06	130283	12/06	180.440	179.448	177.844	177.468	180.300
All other inorganic chemicals.....	06	1302833	12/08	126.459	125.547	124.419	124.074	126.677
Alkalies and chlorine, including natural sodium carbonate and sulfate.....	06	1303		549.102	534.160	479.099	472.567	464.965
Chlorine, sodium hydroxide, and other alkalis.....	06	130302	06/05	277.468	268.967	239.718	235.506	231.217
Sodium hydroxide (caustic soda).....	06	1303024	12/07	209.844	199.267	173.760	168.406	162.919
Other alkalis.....	06	1303028	12/11	178.516	179.221	166.325	166.827	167.391
Basic organic chemicals.....	06	14		314.892	310.055	302.506	299.493	300.013
Primary basic organic chemicals.....	06	1401		254.724	240.590	223.435	217.466	218.537
Aromatics.....	06	140197	06/01	267.382	248.089	236.909	229.062	244.538
Liquid refinery gases.....	06	140198	06/01	225.811	214.709	197.102	192.263	188.319
Cyclic intermediate chemicals and dyes.....	06	1402		301.752	300.783	295.972	294.456	292.666
Cyclic intermediate chemicals.....	06	140281	06/01	284.562	283.850	279.096	278.593	278.862
Synthetic organic dyes.....	06	140282	06/01	133.385	132.244	130.883	126.945	119.250
Other basic organics.....	06	1403		313.752	314.613	313.337	312.290	312.591
Ethanol (ethyl alcohol).....	06	140341		308.054	318.200	314.908	300.462	298.522
Other basic organics, n.e.c.....	06	140399	06/87	306.935	304.305	303.819	307.803	308.932
Fatty acids.....	06	1403991	12/07	207.453	207.850	213.131	225.677	231.036
Bulk pesticides and other bulk synthetic organic agricultural chemicals, excluding preparation.....	06	1403992	12/07	284.345	281.629	281.629	281.940	281.940
Industrial organic flavor oil mixtures and blends.....	06	1403993	12/08	420.987	420.987	420.987	416.781	418.399
Natural organic chemicals.....	06	1403995	12/08	152.529	151.597	151.273	150.714	150.714
Synthetic organic chemicals for use as flavor and perfume materials.....	06	1403997	12/07	184.299	184.299	184.299	184.299	184.299
Synthetic organic rubber-processing chemicals.....	06	1403998	12/07	142.225	142.493	142.273	138.738	—
Synthetic organic plasticizers.....	06	1403999	12/07	154.622	147.648	143.999	149.683	143.860
Other synthetic organic chemicals.....	06	140399A	12/07	104.138	102.398	100.963	98.479	98.812
Miscellaneous end use chemicals and chemical products, excluding urea.....	06	140399B	12/07	226.553	224.633	226.551	233.669	234.645
Miscellaneous cyclic and acyclic chemicals and chemical products, excluding fatty acid esters.....	06	140399C	12/07	132.357	131.549	129.126	131.001	131.001
Paints and allied products.....	06	2		407.705	407.598	403.242	408.067	407.068
Prepared paint.....	06	21		422.525	421.482	419.553	419.403	418.835
Architectural coatings.....	06	2101		509.360	509.376	509.363	509.584	509.655
Architectural coatings.....	06	210104	12/03	279.431	279.440	279.433	279.554	279.593
Exterior architectural coatings.....	06	2101041	12/12	184.948	184.964	184.951	185.015	185.087
Interior architectural coatings.....	06	2101042	12/12	153.739	153.739	153.739	153.813	153.813
OEM finishes excluding marine coatings.....	06	2102	06/83	268.729	268.652	263.597	263.142	265.065
OEM finishes excluding marine coatings.....	06	210201	06/83	268.729	268.652	263.597	263.142	265.065
Transportation finishes, except powdered and high-solids coatings.....	06	2102011	12/12	119.921	121.060	119.399	117.951	120.454
All other product finishes for original equipment manufacturers (OEM), excluding marine coating.....	06	2102012	12/12	150.425	150.002	146.979	147.128	147.671
Special purpose coatings, incl. marine, industrial & construction coatings.....	06	2103	06/83	534.839	528.998	527.841	527.281	520.121
Special purpose coatings, incl. marine, industrial & construction coatings.....	06	210301	06/83	534.839	528.998	527.841	527.281	520.121
Paint materials.....	06	22		350.642	354.250	340.932	363.362	363.362
Paint colors.....	06	2202		290.921	294.312	281.792	302.878	302.878
All other inorganic pigments, including TiO2, chrome colors, and other white opaque pigments.....	06	22020N	09/21	129.975	130.490	124.809	134.885	134.885
Synthetic organic pigments, lakes, and toners.....	06	220298	06/87	184.538	196.908	189.862	196.535	196.535
Kaolin and ball clay.....	06	2204		282.657	282.657	282.657	282.657	282.657
Kaolin and ball clay.....	06	220407		324.060	324.060	324.060	324.060	324.060
Allied and miscellaneous paint products.....	06	23	06/83	430.541	427.956	427.604	427.228	417.199
Allied and miscellaneous paint products.....	06	2301	06/83	430.541	427.956	427.604	427.228	417.199
Allied and miscellaneous paint products.....	06	230104	12/03	243.727	242.263	242.064	241.851	236.174
Drugs and pharmaceuticals.....	06	3		663.875	663.552	666.571	667.085	666.318

See footnotes at end of table.

Table 9. Producer price indexes for commodity and service groupings and individual items, not seasonally adjusted — Continued
 [September 2023, Index base 1982=100, unless otherwise indicated]

Title	Commodity code		Other index base	Unadjusted index ¹				
	Group code	Item code		May 2023	June 2023 ^P	July 2023 ^P	Aug. 2023 ^P	Sept. 2023 ^P
Medicinal and botanical chemicals, drugs, and other products.	06	31		185.955	185.760	185.720	185.265	185.169
Medicinal and botanical chemicals, drugs, and other products.	06	3102	06/82	186.010	185.815	185.775	185.320	185.224
Synthetic organic medicinal chemicals, medicinal & botanical drugs, & other products.	06	310203	06/82	186.010	185.815	185.775	185.320	185.224
Veterinary pharmaceutical preparations.	06	34		211.805	211.805	211.805	211.805	—
Pharmaceuticals for veterinary use.	06	3403	12/87	210.418	210.418	210.418	210.418	—
Pharmaceuticals for veterinary use.	06	340303	06/01	160.482	160.482	160.482	160.482	—
Biological products, including diagnostics.	06	37		325.675	325.376	328.538	328.176	326.888
Biological products, excluding diagnostic, for veterinary, industrial, and all other misc. uses.	06	3717	12/04	170.977	169.921	171.683	171.683	171.683
Biological products, excluding diagnostic, for veterinary, industrial, and all other misc. uses.	06	371705	12/22	113.350	112.650	113.818	113.818	113.818
Diagnostics.	06	3718	06/09	143.991	144.119	144.905	144.502	143.067
In-vitro diagnostic substances.	06	371801		230.099	229.843	229.141	227.619	224.319
Biological products, excluding diagnostic, for human use.	06	3719	06/09	154.309	154.309	156.414	156.414	156.414
Biological products, excluding diagnostic, for human use.	06	371904	12/22	101.311	101.311	102.693	102.693	102.693
Pharmaceutical preparations.	06	38	06/01	288.924	288.840	289.697	290.213	290.179
Pharmaceuticals affecting neoplasms, the endocrine system, & metabolic diseases.	06	3801	06/01	313.818	313.818	314.723	314.724	314.724
Cancer therapy products.	06	380102	12/09	116.246	116.246	117.783	117.783	117.783
Insulin/antidiabetes products.	06	380103	12/09	315.593	315.593	316.392	316.411	316.411
Other neoplasms, endocrine system, and metabolic diseases.	06	380104	12/09	176.461	176.461	176.874	176.874	176.874
Hormones and oral contraceptives.	06	380105	12/09	226.784	226.784	226.878	226.878	226.878
Pharmaceuticals acting on the central nervous system and the sense organs.	06	3802	06/01	343.180	343.180	343.604	343.606	343.606
Analgesics.	06	380202	12/09	288.914	288.914	290.017	290.017	290.017
Analgesics, over-the-counter.	06	380202OC	06/81	265.904	265.904	277.623	277.623	—
Analgesics, prescription.	06	380202RX	06/81	2,489.804	2,489.804	2,489.804	2,489.804	2,489.804
Psychotherapeutics.	06	380203	12/09	203.317	203.317	203.338	203.338	203.338
Antidepressants.	06	3802031	12/09	203.832	203.832	203.832	203.832	203.832
Other psychotherapeutics, including tranquilizers.	06	3802032	12/09	209.836	209.836	209.836	210.012	210.012
Anticonvulsants.	06	380204	12/09	221.858	221.858	221.858	221.858	221.858
Other central nervous system and sense organs.	06	380205	12/09	206.142	206.142	206.142	206.142	206.142
Pharmaceuticals acting on the cardiovascular system.	06	3803	06/01	445.685	445.685	445.904	445.904	445.904
Other cardiovascular preparations.	06	380305	12/09	331.559	331.559	331.807	331.807	331.807
Pharmaceuticals acting on the respiratory system.	06	3804	06/01	230.920	231.138	231.457	231.457	231.457
Antihistamines and bronchodilators, including antiasthmatics.	06	380402	12/07	167.874	167.874	167.874	167.874	167.874
Other respiratory preparations.	06	380403	12/07	193.470	193.929	194.601	194.601	194.601
Other respiratory preparations, over-the-counter.	06	380403OC	12/07	124.060	124.640	124.640	124.640	124.640
Other respiratory preparations, prescription.	06	380403RX	12/07	211.518	211.518	213.008	—	—
Pharmaceuticals acting on the digestive or the genito-urinary systems.	06	3805	06/01	201.050	200.071	200.072	200.072	200.072
Other digestive or genito-urinary preparations.	06	380503	12/09	146.258	145.545	145.546	145.546	145.546
Other digestive or genito-urinary preparations, prescription.	06	380503RX	06/01	220.824	219.473	219.474	219.474	219.474
Pharmaceuticals acting on the skin.	06	3806	06/01	191.524	191.524	191.524	191.524	191.524
Other pharmaceutical preparations acting on the skin.	06	380603	12/09	125.733	125.733	125.733	125.733	125.733
Anti-acne preparations.	06	380606	12/09	111.783	111.783	111.783	111.783	111.783
Vitamin, nutrient, and hematonic preparations.	06	3807	06/01	148.427	148.098	150.116	152.319	152.175
Multivitamins.	06	380702	12/09	118.307	118.307	128.081	128.081	128.081
Other vitamins and nutrients.	06	380703	12/09	137.434	136.973	136.973	136.973	136.773
Pharmaceuticals affecting parasitic and infective diseases.	06	3808	06/01	277.604	277.604	278.187	278.187	278.187
Broad and medium spectrum antibiotics.	06	380802	12/09	171.403	171.403	171.403	171.403	171.403
Systemic antivirals.	06	380803	12/09	196.197	196.197	196.197	196.197	196.197
Other parasitic and infective diseases.	06	380804	12/09	212.837	212.837	213.788	213.788	213.788
Fats and oils, inedible.	06	4		322.750	324.383	347.419	359.342	359.810
Fats and oils, inedible.	06	41		322.750	324.383	347.419	359.342	359.810
Fats and oils, inedible.	06	4101		322.750	324.383	347.419	359.342	359.810
Soybean oil, processed for inedible purposes.	06	410131	06/95	189.462	190.273	207.001	213.432	211.527
Crude soybean oil, degummed, made from soybeans crushed in the same establishment.	06	4101311	12/07	89.249	86.168	89.216	91.900	91.280
Soybean oil, all other types.	06	4101312	12/07	141.192	145.087	162.145	167.266	165.583
Lard, inedible tallow, and grease, except wool grease.	06	410132	06/02	489.865	493.942	494.028	518.317	542.732
Agricultural chemicals and chemical products.	06	5		306.323	294.860	278.721	281.085	281.822
Mixed fertilizers.	06	51		273.823	271.255	265.740	262.390	260.822
Mixed fertilizers.	06	5105	06/86	288.935	286.225	280.405	276.870	275.215
Mixed fertilizers.	06	510501	06/86	288.935	286.225	280.405	276.870	275.215
Mixed fertilizers, made in plants which manufacture fertilizer materials.	06	5105011	12/09	269.496	267.117	259.239	265.987	268.365
Mixed fertilizers, dry, mixing only.	06	5105012	12/09	138.659	137.493	136.423	132.599	132.191

See footnotes at end of table.

Table 9. Producer price indexes for commodity and service groupings and individual items, not seasonally adjusted — Continued
 [September 2023, Index base 1982=100, unless otherwise indicated]

Title	Commodity code		Other index base	Unadjusted index ¹				
	Group code	Item code		May 2023	June 2023 ^P	July 2023 ^P	Aug. 2023 ^P	Sept. 2023 ^P
Mixed fertilizers, liquid, mixing only.....	06	5105013	12/09	140.124	137.943	130.845	123.378	114.588
Fertilizer materials.....	06	52		330.571	306.549	268.307	276.376	280.988
Nitrogenates.....	06	5201		365.106	317.117	314.679	310.263	317.083
Fertilizer materials of organic origin.....	06	520137	12/93	234.383	233.665	233.665	233.665	233.665
Synthetic ammonia, nitric acid, ammonium compounds, and urea.....	06	52013A	12/14	115.429	98.867	98.024	96.497	98.856
Phosphates.....	06	5202		315.981	310.590	241.445	260.071	263.067
Phosphoric acid, 52-54 percent APA, superphosphates and other phosphate fertilizer materials.....	06	52026A	12/14	136.796	134.462	104.528	112.591	113.888
Other agricultural chemicals.....	06	53		242.663	239.541	239.394	239.200	237.713
Other agricultural chemicals.....	06	5301		242.663	239.541	239.394	239.200	237.713
Lawn and garden pesticides and chemicals.....	06	530107	06/03	200.209	200.209	200.209	200.209	194.297
Household and institutional pesticides and chemicals.....	06	530108	06/03	182.869	182.869	182.818	183.171	183.171
Agricultural and commercial pesticides and chemicals.....	06	530109	06/03	161.062	158.788	158.684	158.525	157.628
Plastic resins and materials.....	06	6		285.861	280.390	270.722	268.252	270.144
Thermoplastic resins and plastics materials.....	06	62		287.985	282.107	272.999	268.977	269.444
Thermoplastic resins and plastics materials.....	06	6212	12/03	200.120	196.035	189.706	186.911	187.235
Thermoplastic resins and plastics materials.....	06	621201	12/03	200.120	196.035	189.706	186.911	187.235
Thermosetting resins and plastics materials.....	06	63		290.814	287.831	273.544	281.836	293.897
Thermosetting resins and plastics materials.....	06	6306	12/98	207.238	205.112	194.931	200.840	209.435
Thermosetting resins and plastics materials.....	06	630601	12/98	207.238	205.112	194.931	200.840	209.435
Other chemicals and allied products.....	06	7		256.743	256.317	256.768	256.543	256.078
Soaps and detergents.....	06	71		236.365	236.200	236.377	236.486	236.408
Soaps and other detergents.....	06	7104	06/83	227.017	226.859	227.029	227.134	227.059
Soaps and detergents, commercial, industrial, and institutional.....	06	710401	06/83	321.679	321.679	322.673	322.683	322.683
Commercial, industrial, and institutional hard surface cleaners.....	06	71040101	12/11	119.675	119.675	119.675	119.675	119.675
Commercial, industrial, and institutional laundry detergents.....	06	71040102	12/11	140.425	140.425	140.425	140.425	140.425
Commercial, industrial, and institutional dishwashing detergents.....	06	71040103	12/11	170.365	170.365	170.365	170.365	170.365
Commercial, industrial, and institutional metal cleaners.....	06	71040104	12/11	146.754	146.754	146.754	146.754	146.754
Dairy, farm, and food plant cleaners, sanitizers, etc.....	06	71040106	12/11	136.475	136.475	136.475	136.474	136.474
Commercial, industrial, and institutional soaps, excluding specialty cleaners.....	06	71040107	12/11	143.682	143.682	143.672	143.689	143.689
Household detergents.....	06	710402		186.464	186.510	186.959	187.435	187.560
Household alkaline detergents and cleaners.....	06	7104021	05/18	140.242	140.279	140.632	141.007	141.105
Household dry and liquid laundry detergents.....	06	7104022	05/18	116.658	116.658	116.658	116.658	116.658
Soaps, excluding specialty cleaners, household.....	06	710403	06/83	225.493	224.930	223.930	223.947	223.612
Polish and other sanitation goods.....	06	72	06/83	232.453	232.664	232.243	232.243	232.243
Polish and other sanitation goods.....	06	7201	06/83	232.453	232.664	232.243	232.243	232.243
Polishing preparations and related products.....	06	720103	06/83	297.584	299.856	298.035	298.035	298.035
Specialty cleaning and sanitation products.....	06	720105	05/17	121.922	121.920	121.687	121.687	121.687
Disinfectants, nonagricultural, industrial and institutional.....	06	7201051	05/17	157.533	157.533	157.533	157.533	157.533
Air and room fresheners.....	06	7201053	12/11	127.233	127.233	127.233	127.233	127.233
Laundry fabric softeners and rinses, liquid and dry.....	06	7201058	05/17	112.455	112.455	113.515	113.515	113.515
Other specialty cleaning and sanitation products.....	06	7201059	12/11	122.765	122.759	121.930	121.930	121.930
Cosmetics and other toilet preparations.....	06	75		189.175	189.851	189.887	189.869	189.618
Shaving preparations.....	06	7502		191.273	191.273	191.734	191.734	191.734
Shaving preparations.....	06	750206	06/99	169.237	169.237	169.645	169.645	169.645
Perfumes, toilet waters, and colognes.....	06	7503		193.786	193.786	193.786	193.786	193.786
Perfumes, toilet waters, and colognes.....	06	750306	06/99	120.866	120.866	120.866	120.866	120.866
Hair preparations (including shampoos).....	06	7504		215.607	215.607	215.820	215.820	215.820
Hair preparations (including shampoos).....	06	750407	06/99	159.586	159.586	159.744	159.744	159.744
Hair preparations incl professional, consumer, and cream/gel shampoos.....	06	75040701	12/11	141.652	141.652	141.831	141.831	141.831
Hair tonics and hair dressings incl professional and consumer use.....	06	75040702	12/11	115.070	115.070	115.068	115.068	115.068
Toothpastes, denture cleaners, and mouthwashes.....	06	7505		170.971	171.105	171.105	170.970	170.970
Denture cleaners, mouthwashes, gargles, and rinses.....	06	750504	12/11	134.514	134.671	134.671	134.512	134.512
Creams, lotions, and oils, excluding shaving, hair, and deodorant.....	06	7514	06/99	134.219	134.219	134.219	134.219	134.219
Creams, lotions, and oils, excluding shaving, hair, and deodorant.....	06	751401	06/99	134.219	134.219	134.219	134.219	134.219
Other cosmetics and toilet preparations.....	06	7515	06/99	125.291	126.325	126.325	126.325	125.930
Other cosmetics and toilet preparations.....	06	751501	06/99	125.291	126.325	126.325	126.325	125.930
Misc. chemical prod. and preparations.....	06	79		320.064	318.453	319.505	318.928	318.059
Explosives and blasting accessories.....	06	7902		281.372	282.008	282.683	281.297	281.320
Explosives and blasting accessories.....	06	790234	12/03	172.951	173.342	173.757	172.905	172.920
Industrial gases.....	06	7903		365.266	360.538	365.821	360.157	360.265
Carbon dioxide.....	06	790302		541.982	541.986	553.738	546.588	549.737
Nitrogen.....	06	790303		298.168	293.096	297.046	292.430	292.685
Oxygen.....	06	790304		597.454	591.960	585.117	584.785	583.973

See footnotes at end of table.

Table 9. Producer price indexes for commodity and service groupings and individual items, not seasonally adjusted — Continued
 [September 2023, Index base 1982=100, unless otherwise indicated]

Title	Commodity code		Other index base	Unadjusted index ¹				
	Group code	Item code		May 2023	June 2023 ^P	July 2023 ^P	Aug. 2023 ^P	Sept. 2023 ^P
Argon and hydrogen.....	06	790309	06/09	85.758	87.122	86.634	86.971	86.878
Other industrial gases (including fluorocarbon and acetylene).....	06	790312	06/09	268.182	262.850	270.350	263.527	263.527
Adhesives and sealants.....	06	7904	12/83	361.340	360.672	360.722	360.360	360.323
Synthetic resin and rubber adhesives.....	06	790402	12/83	365.719	364.619	364.701	364.105	364.043
Epoxy adhesives.....	06	7904021	12/11	159.989	159.989	159.989	159.989	160.240
Other synthetic resin and rubber adhesives.....	06	7904026	12/11	137.454	136.414	136.491	136.344	136.207
Structural sealants (load bearing).....	06	790407	12/11	117.350	117.350	117.350	117.350	117.350
Nonstructural caulking compounds and sealants.....	06	79040A	12/11	178.915	178.915	178.915	178.915	178.915
Surface active agents.....	06	7905	12/83	345.819	348.346	348.346	348.346	344.201
Textile and leather assistants and finishes.....	06	790501	12/83	232.671	228.311	—	—	—
Surfactants (bulk surface active agents).....	06	790502	12/83	382.078	388.265	388.265	388.265	382.124
Gum and wood chemicals, including wood distillation products.....	06	7906	06/84	561.815	558.133	558.103	531.833	536.848
Gum and wood chemicals, including wood distillation products.....	06	790607	12/03	366.798	364.394	364.374	347.223	350.497
Other miscellaneous chemical products.....	06	7909	06/09	268.883	266.775	267.305	268.789	267.793
Carbon black, all processes.....	06	790918	12/83	600.901	587.170	600.680	606.259	606.259
Printing ink.....	06	790919	06/84	266.147	266.180	267.252	264.877	264.514
Gravure printing inks.....	06	7909192	12/11	104.728	104.728	104.728	104.728	104.728
Lithographic and offset inks.....	06	7909193	12/11	132.757	132.757	132.752	133.445	133.082
News and nonheat web offset printing inks.....	06	79091931	12/11	142.890	142.890	142.890	143.208	139.081
Publication and commercial web inks.....	06	79091932	12/11	132.389	132.389	132.389	133.065	133.065
Sheet-fed general inks.....	06	79091933	12/11	131.704	131.704	131.676	131.290	131.290
Sheet-fed packaging inks.....	06	79091934	12/11	126.455	126.455	126.455	128.115	127.783
Flexographic printing inks.....	06	7909194	12/11	166.446	166.446	166.446	160.459	160.459
Nonimpact/digital inks.....	06	7909195	12/11	185.563	185.595	187.942	186.891	186.976
All other printing inks.....	06	7909196	12/11	119.901	120.006	120.507	121.579	123.545
Water-treating compounds.....	06	790961	06/85	230.314	216.476	217.771	223.994	221.306
Automotive chemicals.....	06	790991	06/09	114.730	114.730	113.747	113.747	113.730
All other chemical preparations, including essential oils, matches, and gelatin.....	06	790999	06/85	294.843	295.846	296.652	297.982	296.969
Rubber and plastic products.....	07	—		254.625	253.041	252.008	251.546	250.896
Rubber and rubber products.....	07	1		223.679	222.135	220.459	220.391	220.661
Synthetic rubber, inc. styrene-butadiene rubber (SBR) and ethylene propylene.....	07	11		236.186	229.498	216.730	216.954	219.274
Synthetic rubber.....	07	1102		237.414	230.692	217.857	218.082	220.414
Synthetic rubber, inc. sbr and ethylene propylene.....	07	110224	06/03	188.092	182.766	172.598	172.777	174.624
Tires, tubes, tread, & repair materials.....	07	12		195.869	195.296	195.034	195.022	194.652
Tires.....	07	1201		191.273	190.732	190.465	190.453	190.087
Pneumatic tires (including passenger, truck, bus, tractor, industrial, and other tires).....	07	12010		191.439	190.876	190.598	190.586	190.206
Passenger car pneumatic tires.....	07	120104	12/03	197.173	197.237	196.925	196.903	196.903
Truck and bus (including off-the-highway) pneumatic tires.....	07	120105		187.819	187.579	187.579	187.579	187.579
Tread rubber, tire sundries, and repair materials.....	07	1203		295.901	293.911	294.195	294.195	293.911
Tread rubber, tire sundries, and repair materials.....	07	120354	12/03	212.861	211.429	211.634	211.634	211.429
Miscellaneous rubber products.....	07	13		253.735	253.238	254.605	254.352	254.479
Rubber and plastics footwear, including athletic footwear.....	07	1301		156.023	156.023	156.248	156.248	156.248
Rubber and plastics footwear, including athletic footwear.....	07	130109	12/11	116.294	116.294	116.462	116.462	116.462
Rubber and plastic belts and belting.....	07	1303		354.092	352.126	352.297	352.398	352.398
Flat rubber and plastics belts and belting.....	07	130371	12/03	319.237	316.370	316.370	316.370	316.370
Rubber and plastics transmission belts and belting (excluding flat).....	07	130372	12/03	160.132	160.132	160.335	160.455	160.455
Rubber and plastics hose.....	07	1304		291.553	292.361	294.315	293.716	293.716
Rubber and plastics hose.....	07	130411	12/11	129.274	129.632	130.499	130.233	130.233
Industrial rubber and plastics hose without fittings.....	07	1304116	12/11	117.909	117.909	117.909	117.909	117.909
Rubber and plastics water hose (incl. fire, irrigation, etc.).....	07	1304117	12/11	158.827	158.827	153.365	149.135	149.135
Rubber and plastics hose for on- and off-highway motor vehicles.....	07	1304118	12/11	122.219	122.219	126.901	128.815	128.815
Miscellaneous rubber products, n.e.c.....	07	1306	06/83	229.666	229.144	230.508	230.275	230.428
All other industrial rubber products.....	07	130604	06/83	324.586	324.586	331.423	332.633	332.633
All other miscellaneous rubber goods.....	07	130606	06/83	246.620	246.620	246.678	246.196	246.196
Rubber compounds or mixtures for sale or interplant transfer.....	07	130612	06/83	303.709	300.212	299.214	297.238	298.280
Rubber druggist and medical sundries, excluding gloves.....	07	130616	12/03	142.325	—	—	—	—
Rubber products for mechanical use.....	07	130617	12/04	143.030	143.018	144.156	144.166	144.166
Molded rubber mechanical goods automotive.....	07	1306171	12/11	108.165	108.198	109.593	109.593	109.593
Molded rubber mechanical goods, transportation/off-highway.....	07	1306172	12/11	127.532	127.686	127.686	127.541	127.541
Other molded rubber mechanical goods (excluding tubing).....	07	1306179	12/11	148.640	148.640	149.961	150.188	150.188
Other extruded rubber mechanical goods (excl. auto)(excl. tubing).....	07	130617C	12/11	126.667	126.667	126.667	126.667	126.667
Rubber coated fabrics, garments, and footwear.....	07	130618	06/06	202.477	202.477	202.477	206.822	206.822
Plastic products.....	07	2		275.061	273.404	272.557	271.939	270.943
Plastic construction products.....	07	21		346.778	344.063	343.862	343.474	346.193

See footnotes at end of table.

Table 9. Producer price indexes for commodity and service groupings and individual items, not seasonally adjusted — Continued
 [September 2023, Index base 1982=100, unless otherwise indicated]

Title	Commodity code		Other index base	Unadjusted index ¹				
	Group code	Item code		May 2023	June 2023 ^P	July 2023 ^P	Aug. 2023 ^P	Sept. 2023 ^P
Plastics construction products.....	07	2106		346.779	344.063	343.863	343.474	346.193
Plastics pipe.....	07	210603	12/05	202.627	200.375	198.261	196.574	196.608
Plastics drain, waste, and vent pipe.....	07	2106031	12/11	152.319	151.470	151.079	150.375	150.580
Plastics water pipe.....	07	2106033	12/11	244.721	240.335	238.210	233.325	232.409
Plastics sewer, stormdrain, and water main pipe.....	07	2106038	12/17	213.728	210.703	209.233	206.367	203.747
Other plastics pipe.....	07	210603B	12/11	187.410	187.410	170.663	170.663	170.663
Plastics pipe fittings and unions.....	07	210604	12/05	319.590	317.728	314.694	319.327	317.457
Plastics plumbing fixtures.....	07	210605	12/05	166.837	166.924	167.398	168.493	168.493
Other plastics construction products.....	07	210606		292.508	290.257	292.115	292.106	296.882
Building and construction polystyrene foam products.....	07	2106061	06/08	215.348	201.208	199.340	198.514	198.514
Building & construction fabricated plastics products (excl foam, plumbing fixtures, hardware).....	07	2106063	06/08	163.851	163.966	165.362	165.448	168.511
Unsupported plastic film, sheet and other shapes.....	07	22		283.422	279.090	275.028	272.527	266.668
Unsupported plastics film, sheet, and other shapes.....	07	2205	12/82	280.861	276.568	272.543	270.065	264.258
Unsupported plastics film, sheet, and other shapes.....	07	220501	12/82	280.861	276.568	272.543	270.065	264.258
Unlaminated polyethylene film and sheet.....	07	2205011	12/11	131.994	128.138	127.901	127.297	123.043
Unlaminated vinyl and vinyl copolymer film and sheet.....	07	2205013	12/11	161.510	160.426	160.426	160.426	157.992
Miscellaneous unlaminated plastics film and sheet.....	07	2205014	12/11	115.843	112.752	112.283	112.301	107.424
Unlaminated plastics profile shapes.....	07	2205015	12/11	140.876	142.249	136.799	133.590	134.869
Laminated plastic sheets, rods, and tubes.....	07	23		269.909	270.291	270.291	270.686	270.686
Laminated plastics plates, sheet (except packaging), and shapes.....	07	2304		270.273	270.655	270.655	271.051	271.051
Laminated plastics plates, sheet (except packaging), and shapes.....	07	230401	12/82	278.207	278.601	278.601	279.008	279.008
Parts for manufacturing from plastics.....	07	26		181.168	180.956	180.783	180.491	179.890
Parts for transportation equipment.....	07	2601		170.966	170.596	170.596	170.596	170.128
Parts for transportation equipment.....	07	260105	12/82	169.569	169.202	169.202	169.202	168.738
Transportation polyurethane foam products.....	07	2601051	12/11	124.749	124.749	124.749	124.749	124.749
Transportation fabricated plastic parts (excluding foam and reinforced plastics).....	07	2601052	12/11	131.485	131.178	131.178	131.178	130.789
Other parts and components for manufacturing.....	07	2602		176.740	176.986	177.806	176.896	176.896
Other parts and components for manufacturing.....	07	260205	12/82	176.877	177.123	177.943	177.033	177.033
All other miscellaneous polyurethane foam products.....	07	2602051	12/11	119.863	119.863	119.863	119.863	119.863
Electrical & electronic fabricated plastics (excl. foam and reinforced plastics).....	07	2602052	12/11	108.743	109.905	111.452	109.772	109.772
All other polystyrene foam products incl. transportation application uses.....	07	2602053	12/11	173.999	172.161	172.161	172.161	172.161
Industrial machinery plastics products, excl foam (incl gears, bearings, bushings, cams).....	07	2602054	12/11	144.286	144.286	144.286	144.247	144.247
Foam components for furniture.....	07	2603	12/82	274.452	274.489	269.965	268.654	265.194
Foam components for furniture.....	07	260305	12/99	202.225	202.251	198.918	197.952	195.403
Other plastic products.....	07	29	12/82	301.653	301.180	299.403	300.622	300.294
Other plastics products.....	07	2901	12/82	301.653	301.180	299.403	300.622	300.294
Custom compounding of purchased resins and color concentrates.....	07	290196	12/99	201.602	201.098	198.338	199.744	199.251
All other reinforced and fiberglass plastics products.....	07	290197	12/99	244.158	244.075	245.472	245.472	245.699
Products made of foam other than polystyrene or polyurethane.....	07	290198	12/99	164.342	164.342	164.342	164.342	164.342
Plastic packaging products.....	07	2A	12/06	148.559	147.957	147.495	147.053	147.039
Plastics packaging products.....	07	2A01	12/06	148.559	147.957	147.495	147.053	147.039
Plastics packaging products.....	07	2A0101	12/06	148.559	147.957	147.495	147.053	147.039
Other plastics packaging products, excluding film, sheet, foam and bottles.....	07	2A01012	12/09	137.971	136.724	136.119	135.855	136.063
Packaging polyurethane foam products.....	07	2A01013	12/09	198.649	198.649	198.649	198.649	198.649
Plastics bottles.....	07	2A01014	12/09	130.324	130.969	130.751	130.191	130.033
Polystyrene foam food containers.....	07	2A01015	12/11	230.290	231.026	230.314	229.461	229.461
Polystyrene foam protective shipping pads, shaped cushioning, etc....	07	2A01016	12/11	244.877	238.622	238.622	237.153	234.454
Consumer, institutional, and commercial products, n.e.c.....	07	2B	12/06	195.107	195.067	195.333	195.582	195.102
All other consumer, institutional, and commercial products.....	07	2B01	12/06	195.107	195.067	195.333	195.582	195.102
All other consumer, institutional, and commercial products.....	07	2B0101	12/06	195.107	195.067	195.333	195.582	195.102
Consumer and institutional polystyrene foam products.....	07	2B01011	12/07	227.037	225.790	227.146	227.065	224.648
Consumer/institutional/commercial fabricated plastics products.....	07	2B01015	12/07	177.091	177.245	177.330	177.624	177.465
Recyclable plastics.....	07	2C	12/11	92.548	86.007	86.363	82.532	-
Recyclable plastics.....	07	2C01	12/11	92.548	86.007	86.363	82.532	-
Recyclable plastics.....	07	2C0101	12/11	92.548	86.007	86.363	82.532	-
Lumber and wood products.....	08	-		302.843	300.879	301.710	298.235	297.595
Lumber.....	08	1		261.417	257.664	263.497	253.798	252.074
Softwood lumber.....	08	11		270.867	267.391	279.386	266.602	261.997
Softwood cut stock and dimension.....	08	1105		256.236	253.164	254.303	245.185	244.339
Softwood cut stock and dimension.....	08	110503		273.483	270.204	271.419	261.688	260.785
Softwood lumber, not edge worked.....	08	1106	12/03	139.275	137.333	144.316	137.088	134.312

See footnotes at end of table.

Table 9. Producer price indexes for commodity and service groupings and individual items, not seasonally adjusted — Continued
 [September 2023, Index base 1982=100, unless otherwise indicated]

Title	Commodity code		Other index base	Unadjusted index ¹				
	Group code	Item code		May 2023	June 2023 ^P	July 2023 ^P	Aug. 2023 ^P	Sept. 2023 ^P
Softwood lumber, not edge worked.....	08	110601	12/03	139.275	137.333	144.316	137.088	134.312
Softwood dressed lumber, less than 2 inches in nominal thickness, not edge worked.....	08	1106012	06/12	150.955	140.520	133.360	126.872	120.457
Softwood dressed 2-inch lumber, 2 inches in nominal thickness only, not edge worked.....	08	1106013	06/12	145.685	145.346	161.525	149.668	146.989
Softwood dressed lumber and timbers, more than 2 inches in nominal thickness, not edge worked.....	08	1106014	06/12	144.057	137.592	134.963	138.559	131.210
Softwood lumber, made from purchased lumber.....	08	1107	12/03	254.156	253.862	256.988	255.841	256.895
Softwood lumber, made from purchased lumber.....	08	110701	12/03	254.156	253.862	256.988	255.841	256.895
Hardwood lumber.....	08	12		258.754	254.440	251.538	245.924	248.326
Hardwood cut stock and dimension.....	08	1203		295.428	295.887	295.205	294.861	294.861
Hardwood cut stock and dimension.....	08	120311	06/84	257.033	257.433	256.840	256.541	256.541
Hardwood flooring.....	08	1204	06/84	263.391	264.681	264.876	263.511	264.293
Oak and maple hardwood flooring.....	08	120401	06/84	266.024	267.411	267.621	266.153	266.994
Hardwood flooring, other than oak and maple.....	08	120402	12/11	153.889	153.889	153.889	153.889	153.889
Hardwood lumber, not edge worked.....	08	1205	12/03	102.846	99.526	97.744	95.227	96.655
Hardwood lumber, not edge worked.....	08	120501	12/03	102.846	99.526	97.744	95.227	96.655
Millwork.....	08	2		355.779	354.629	354.209	350.133	350.599
General millwork.....	08	21		334.543	334.027	333.267	329.722	329.518
General millwork.....	08	2101		334.543	334.027	333.267	329.722	329.518
Stock wood kitchen cabinets, related cabinetwork and countertops.....	08	210102	12/12	122.910	122.401	122.401	121.721	121.721
Stock wood kitchen cabinets and related cabinetwork for permanent installation.....	08	2101021	12/09	130.152	129.444	129.444	128.496	128.496
Custom wood kitchen cabinets, bathroom vanities, and related cabinetwork.....	08	210105	12/12	148.967	148.967	149.255	147.468	147.468
Custom wood kitchen cabinets and related cabinetwork not sold direct to customer at retail.....	08	2101051	12/09	174.139	174.139	174.655	173.697	173.697
Custom wood kitchen cabinets, bathroom vanities, and related cabinet work sold at retail.....	08	2101052	12/09	143.106	143.106	143.106	139.649	139.649
Wood window units.....	08	210112	06/83	375.868	375.868	375.868	375.868	375.868
Double hung wood window units.....	08	2101121	06/13	166.527	166.527	166.527	166.527	166.527
Casement wood window units.....	08	2101122	06/13	184.848	184.848	184.848	184.848	184.848
All other wood window units, including horizontal sliding, awning and single hung.....	08	2101123	06/13	157.605	157.605	157.605	157.605	157.605
Wood sash, excluding sash shipped in window units.....	08	210122	06/83	378.806	378.806	378.806	378.806	378.806
Wood window & door frames, incl. door frames in door units, excl. window frames in window units.....	08	210132	06/83	223.115	221.791	213.847	190.597	193.245
Wood panel, flush, & molded face doors, interior & exterior, incl. doors with glazed sections.....	08	210142	06/83	352.871	352.732	353.161	351.374	352.100
Other wood doors, incl. garage, patio, bifold, cabinet, screen, storm and louver.....	08	210152	06/83	323.602	323.629	323.262	323.375	323.514
Wood moldings.....	08	210162	06/83	358.627	357.488	354.720	354.880	354.040
Mirror and picture frames and framed pictures.....	08	210175	06/02	147.291	147.291	148.882	148.882	148.882
Other wood millwork products, including stairwork, exterior millwork, and softwood flooring.....	08	210183	06/83	310.660	310.729	310.729	310.729	305.619
Prefabricated structural members.....	08	22		472.706	468.850	469.793	463.194	466.456
Prefabricated structural members.....	08	2201		472.706	468.850	469.793	463.194	466.456
Laminated veneer lumber.....	08	220107	12/03	252.369	-	-	-	-
Other engineered structural wood members, excluding trusses & laminated veneer lumber.....	08	220108	12/03	233.573	233.157	233.032	229.322	229.322
Wood trusses.....	08	220109	12/03	287.140	284.320	285.427	283.103	286.161
Plywood.....	08	3		278.084	275.952	273.847	277.662	277.906
Softwood veneer and plywood.....	08	31		319.311	313.938	310.292	318.117	321.569
Softwood veneer and plywood.....	08	3103		249.358	245.162	242.315	248.426	251.122
Softwood veneer and plywood.....	08	310303	12/05	154.053	151.461	149.702	153.477	155.143
Softwood veneer, incl. veneer backed w/ paper, cloth, or other flexible material.....	08	3103031	12/07	125.208	124.705	125.208	127.503	129.698
Softwood plywood products: rough, sanded, and specialties.....	08	3103035	12/11	186.500	182.099	178.448	183.627	184.981
Hardwood veneer and plywood.....	08	35	12/05	158.855	159.501	159.081	159.066	157.184
Hardwood veneer and plywood.....	08	3501	12/05	158.855	159.501	159.081	159.066	157.184
Hardwood veneer, including veneer backed with paper, cloth, or other flexible material.....	08	350102	12/11	136.716	137.851	138.065	137.858	137.765
Hardwood plywood.....	08	350104	12/12	157.144	156.257	154.772	155.284	152.120
Hardwood veneered panels, including two-ply veneers.....	08	350107	12/11	151.348	153.339	153.405	152.893	149.212
Other wood products.....	08	4		219.985	218.102	216.954	216.145	215.435
Wood pallets and pallet containers, wood and metal combination.....	08	41		384.788	378.839	373.489	369.500	367.213
Wood pallets and pallet containers.....	08	4101		384.788	378.839	373.489	369.500	367.213
Wood pallets and pallet containers, wood and metal combination.....	08	410101	12/09	197.034	193.988	191.248	189.206	188.035
Wood boxes.....	08	42		235.662	235.662	236.038	236.038	235.391

See footnotes at end of table.

Table 9. Producer price indexes for commodity and service groupings and individual items, not seasonally adjusted — Continued
 [September 2023, Index base 1982=100, unless otherwise indicated]

Title	Commodity code		Other index base	Unadjusted index ¹				
	Group code	Item code		May 2023	June 2023 ^P	July 2023 ^P	Aug. 2023 ^P	Sept. 2023 ^P
Wood boxes.....	08	4201		235.662	235.662	236.038	236.038	235.391
Nailed and lock-corner wood boxes.....	08	420101	06/85	212.477	212.477	212.477	212.477	212.477
Wood box and crate shook.....	08	420102	06/85	233.822	233.822	234.687	234.687	233.200
Other wood container parts and wood containers.....	08	420127	12/03	131.760	131.760	131.760	131.760	131.760
Miscellaneous wood products.....	08	49		149.552	149.394	150.127	150.784	150.817
Wood ties, siding, shingles, and shakes, and contract sawing of logs owned by others.....	08	4903	12/03	174.371	174.351	176.474	188.160	188.160
Wood ties, siding, shingles, and shakes, and contract sawing of logs owned by others.....	08	490301	12/03	174.371	174.351	176.474	188.160	188.160
Sawn wood fence stock, wood lath, and contract resawing and planing. . .	08	4904	12/03	220.450	220.450	220.450	220.450	220.450
Sawn wood fence stock, wood lath, and contract resawing and planing.....	08	490401	12/03	220.450	220.450	220.450	220.450	220.450
All other miscellaneous wood products.....	08	4909	06/84	233.780	233.491	234.614	234.562	234.623
All other miscellaneous wood products.....	08	490901	06/84	233.780	233.491	234.614	234.562	234.623
Logs, bolts, timber, pulpwood and wood chips.....	08	5		268.769	269.096	267.105	268.261	268.415
Logs, bolts, timber, pulpwood and wood chips.....	08	51		268.769	269.096	267.105	268.261	268.415
Logs, bolts, timber, pulpwood and wood chips.....	08	5105	12/11	114.845	114.985	114.134	114.628	114.694
Logs, bolts, timber and pulpwood.....	08	510502	12/11	112.905	112.931	112.068	113.080	113.098
Wood chips, excluding field chips.....	08	510505	12/11	118.893	119.499	118.730	117.048	117.310
Prefabricated wood buildings & components.....	08	6	12/84	382.154	382.721	381.707	381.668	380.547
Prefabricated wood buildings & components.....	08	61	12/84	382.154	382.721	381.707	381.668	380.547
Prefabricated wood buildings and components.....	08	6101	12/84	382.154	382.721	381.707	381.668	380.547
Prefabricated stationary wood buildings, components (not sold as complete units).....	08	610101	12/84	206.825	203.761	209.052	205.878	206.369
Prefabricated stationary wood buildings, precut packages (complete units).....	08	610102	12/84	519.301	525.809	525.626	526.744	527.296
Prefabricated stationary wood buildings, shipped in panel form (complete units).....	08	610103	12/84	588.190	588.376	589.053	590.333	585.013
Prefabricated stationary wood buildings, shipped in three-dimensional assemblies.....	08	610104	12/84	410.580	410.580	403.813	403.813	403.813
Prefabricated stationary wood buildings, three-dimensional assemblies, residential.....	08	6101041	12/11	194.571	194.571	191.017	191.017	191.017
Prefabricated stationary wood buildings, three-dimensional assemblies, nonresidential.....	08	6101042	12/11	181.629	181.629	181.629	181.629	181.629
Treated wood and contract wood preserving.....	08	7	06/85	284.102	280.960	284.161	283.646	279.995
Treated wood and contract wood preserving.....	08	71	06/85	284.102	280.960	284.161	283.646	279.995
Treated wood.....	08	7101	06/85	290.317	287.033	290.423	289.844	285.951
Wood poles, piles, and posts owned and treated by the same establishment.....	08	710101	06/85	434.005	427.098	430.911	434.879	423.088
Other wood products owned and treated by the same establishment. . .	08	710102	06/85	241.662	240.325	244.024	240.164	241.096
Contract wood preservation.....	08	7102	06/85	224.274	223.101	223.513	224.043	224.043
Receipts for treating wood owned by others w/ arsenical chemicals, creosote, & other chemicals.....	08	710201	06/85	224.274	223.101	223.513	224.043	224.043
Pulp, paper, and allied products.....	09	-		332.941	332.395	331.812	332.392	332.281
Pulp, paper, and prod., ex. bldg. paper.....	09	1		287.541	286.568	285.018	283.790	283.451
Wood pulp.....	09	11		224.401	198.360	200.995	198.090	168.098
Wood pulp.....	09	1105	06/06	155.788	137.709	139.538	137.521	116.700
Wood pulp.....	09	110501	06/06	155.788	137.709	139.538	137.521	116.700
Special alpha and dissolving wood pulp, incl. sulfite and sulfate and other wood pulp.....	09	1105012	12/11	114.935	99.598	101.887	100.190	82.672
All other miscellaneous pulp, other than wood, and pulp mill byproducts incl. turpentine.....	09	1105017	12/07	207.852	209.489	199.823	199.823	199.823
Recyclable paper.....	09	12		214.065	222.139	221.584	226.424	242.031
News and other low grade recyclable paper.....	09	1201		177.792	178.296	175.868	162.390	-
News and other low grade recyclable paper.....	09	120125	06/06	80.267	80.494	79.398	73.313	-
Corrugated recyclable paper.....	09	1203		183.670	195.359	199.350	210.110	226.789
Corrugated recyclable paper.....	09	120325	06/06	63.090	67.105	68.476	72.172	77.901
High grade recyclable paper (including pulp substitutes and deinking).....	09	1207	12/86	150.075	147.492	138.285	132.737	135.861
High grade recyclable (including pulp substitutes and deinking).....	09	120725	06/06	112.832	110.890	103.968	99.797	102.146
Paper.....	09	13		250.079	249.875	247.974	246.353	247.393
Writing and printing papers.....	09	1301		248.346	246.814	243.304	242.199	243.341
Bleached bristol, clay-coated, uncoated, and industrial converted paper.....	09	130119	12/11	133.355	132.483	130.232	130.415	131.188
Printing paper, coated at establishments other than where paper was produced.....	09	130120	12/11	131.294	-	-	-	-
Newsprint.....	09	1302		168.866	166.083	166.083	166.083	161.071
Newsprint.....	09	130291		168.866	166.083	166.083	166.083	161.071
Packaging and industrial converting paper.....	09	1303		312.617	314.377	313.328	310.561	311.057
Coated and laminated single and multi-web paper.....	09	130321	12/87	272.195	272.112	269.919	269.943	269.943

See footnotes at end of table.

Table 9. Producer price indexes for commodity and service groupings and individual items, not seasonally adjusted — Continued
 [September 2023, Index base 1982=100, unless otherwise indicated]

Title	Commodity code		Other index base	Unadjusted index ¹				
	Group code	Item code		May 2023	June 2023 ^P	July 2023 ^P	Aug. 2023 ^P	Sept. 2023 ^P
Single-web paper, rolls and sheets, including waxed, for flexible packaging uses.....	09	1303211	12/11	166.454	166.454	166.454	166.454	166.454
Multiweb laminated rolls and sheets, except foil, for flexible packaging uses.....	09	1303213	12/11	137.673	137.587	135.312	135.337	135.337
Coated and laminated single and multi-web film.....	09	130322	12/87	249.640	252.341	251.526	249.013	249.596
Single-web film, rolls, and sheets, including coextruded, for flexible packaging uses.....	09	130322A	01/19	125.165	125.807	125.245	125.177	125.692
Single-web film, rolls, and sheets for flexible packaging uses.....	09	130322A1	12/11	137.714	138.910	138.499	138.622	138.771
Coextruded single-web film, for flexible packaging uses.....	09	130322A2	12/11	133.926	132.558	131.088	130.187	132.489
All other coated and processed papers.....	09	1305	12/82	258.341	258.645	261.693	259.650	266.286
Converted foil for nonpackaging applications.....	09	130505	06/13	121.419	121.419	121.419	121.419	121.476
Other coated and processed papers, except for packaging uses.....	09	130506	06/13	122.165	122.350	124.198	122.959	126.972
Paperboard.....	09	14		336.342	339.488	332.967	331.376	333.880
Corrugated paperboard in sheets and rolls, lined and unlined.....	09	1405		329.148	333.979	329.499	329.348	329.348
Corrugated paperboard in sheets and rolls, lined and unlined.....	09	140551		329.148	333.979	329.499	329.348	329.348
Paperboard, excluding corrugated paperboard in sheets and rolls.....	09	1411	12/82	358.129	361.067	353.676	351.650	354.894
Recycled paperboard.....	09	141105	12/82	406.765	397.937	391.129	390.330	387.179
Unbleached kraft packaging and industrial converting paperboard.....	09	141107	12/99	210.709	216.855	209.855	209.482	214.010
Bleached packaging and industrial converting paperboard.....	09	141112	05/21	130.842	130.842	130.842	128.166	128.166
Converted paper and paperboard products.....	09	15		308.582	307.419	307.078	305.766	305.582
Sanitary paper products, including stock.....	09	1501		223.295	224.013	224.066	223.181	223.464
Sanitary paper products, including stock.....	09	150123	12/99	154.955	155.453	155.490	154.876	155.072
Sanitary tissue paper products, made in paper mills.....	09	1501233	12/07	137.056	136.706	136.433	136.163	136.163
Disposable diapers and similar disposable products, purchased sanitary paper stock and wadding.....	09	1501234	12/07	123.291	123.291	123.291	123.291	123.291
Sanitary tissue paper products, made from purchased sanitary paper stock or wadding.....	09	1501235	12/07	146.057	149.071	149.960	148.138	148.951
Paper, plastic, and foil bags.....	09	1502		354.884	355.135	355.196	354.635	354.646
Uncoated single-web paper grocers' bags and sacks and variety and shopping bags.....	09	150214	12/83	461.539	461.539	462.514	462.514	462.514
Specialty bags, pouches and liners.....	09	150216	12/83	283.682	283.913	283.915	283.401	283.410
Plastics, foil, and coated paper bags.....	09	1502161	12/10	154.987	155.165	155.019	154.960	155.054
Specialty bags, pouches, and liners, multiweb laminations and foil, except film-film.....	09	15021612	06/13	151.220	151.561	151.282	151.169	151.349
Single-web film specialty bags, pouches, and liners.....	09	1502162	12/10	138.691	138.799	138.826	138.588	138.538
Polyethylene grocery and variety bags and pouches.....	09	15021621	12/11	120.925	120.925	120.757	120.909	121.078
Polyethylene refuse bags.....	09	15021622	12/11	131.175	131.966	131.600	131.144	130.778
Other polyethylene bags, pouches, and liners.....	09	15021625	12/11	146.613	146.450	146.898	146.366	146.324
Coextruded single-web film specialty bags, pouches, & liners.....	09	15021626	06/13	141.366	141.366	141.366	141.197	141.197
Multiweb film/film combination specialty bags, pouches and liners.....	09	1502163	12/10	140.353	140.353	139.898	137.475	139.968
Paper boxes and containers.....	09	1503		353.025	349.127	348.100	346.244	345.623
Corrugated shipping containers.....	09	150301	06/87	335.659	329.646	328.199	325.161	324.993
Corrugated shipping containers for food and beverages and carryout boxes for retail food.....	09	1503011	12/09	163.128	162.747	162.040	159.576	159.435
Corrugated shipping containers for paper and allied products.....	09	1503012	12/09	172.539	157.381	156.216	152.922	152.774
Corrugated shipping containers for metal and electrical machinery.....	09	1503013	12/09	196.469	195.982	194.999	194.942	194.802
Corrugated shipping containers for all other end uses.....	09	1503014	12/09	170.784	169.343	168.844	168.627	168.648
Setup (rigid) paperboard boxes.....	09	150322	12/83	500.482	501.636	501.636	501.636	501.636
Folding paperboard boxes, packaging, and packaging components.....	09	150336	12/04	161.816	161.839	161.711	161.792	160.993
Folding paperboard boxes, packaging, and packaging components.....	09	15033601	12/11	148.221	148.242	148.124	148.199	147.467
Paperboard fiber drums with ends of any material.....	09	150337		535.209	535.612	535.606	548.894	548.494
Other corrugated and solid fiber products, including containers, pallets, pads, etc.....	09	1504		435.450	435.180	433.819	431.817	431.817
Other corrugated and solid fiber products, including containers, pallets, pads, etc.....	09	150441		605.588	605.212	603.319	600.535	600.535
Office supplies and accessories.....	09	1506		267.442	267.117	267.849	266.135	267.614
Envelopes.....	09	150636	12/84	254.035	251.787	252.335	251.710	251.510
Die-cut paper and paperboard office supplies.....	09	150646	12/03	280.306	280.303	280.303	280.303	280.303
Paper supplies for business machines and other misc. unprinted office supplies.....	09	150655	06/90	256.883	258.135	261.091	253.815	260.785
Tablets, pads, and related products.....	09	150657	12/11	142.493	143.721	143.721	143.721	143.811
Fiber cans, tubes, and similar fiber products.....	09	1507		492.813	492.308	493.852	494.250	494.859
Fiber cans, all fiber and composite.....	09	150731	12/09	188.691	188.879	190.687	191.152	192.013
Fiber cores and tubes.....	09	150732	12/09	189.668	189.270	189.270	189.270	189.195
Paperboard cones, reels, spools, bobbins, blocks, and all vulcanized fiber products.....	09	150733	12/09	168.898	168.898	168.898	168.898	168.898
Molded pulp goods, including egg cartons, florists pots, food trays, etc.....	09	1508	06/85	280.594	281.173	278.844	279.048	269.493
Molded pulp goods, including egg cartons, florists pots, food trays, etc.....	09	150814	06/90	244.228	244.731	242.704	242.882	234.566
Miscellaneous converted paper and paperboard products.....	09	1509	12/84	255.626	255.642	255.760	254.713	253.648
Pasted, lined, laminated, or surface-coated paperboard.....	09	150901	12/84	334.363	334.363	334.363	334.363	329.799
Wallcoverings.....	09	150902	06/85	191.913	192.634	192.634	192.634	192.634

See footnotes at end of table.

Table 9. Producer price indexes for commodity and service groupings and individual items, not seasonally adjusted — Continued
[September 2023, Index base 1982=100, unless otherwise indicated]

Title	Commodity code		Other index base	Unadjusted index ¹				
	Group code	Item code		May 2023	June 2023 ^P	July 2023 ^P	Aug. 2023 ^P	Sept. 2023 ^P
Other sanitary paper products & misc. converted paper & paperboard products.....	09	150999	12/84	252.238	252.219	252.365	251.064	250.488
Miscellaneous converted paper and paperboard products.....	09	1509992	06/10	156.405	156.387	156.524	155.304	154.948
Pressure-sensitive products.....	09	16	12/82	246.658	247.450	246.124	246.318	245.882
Pressure-sensitive products.....	09	1601	12/82	246.658	247.450	246.124	246.318	245.882
Pressure-sensitive products.....	09	160101	12/82	246.153	246.944	245.621	245.814	245.379
Building paper & building board mill prods.....	09	2		313.798	321.498	341.763	388.132	388.132
Hardboard, particleboard & fiberboard prods.....	09	22		296.030	303.294	322.412	366.155	366.155
Particleboard and fiberboard.....	09	2201		304.936	312.737	333.267	380.240	380.240
Particleboard made from particleboard produced at the same location...	09	220125	12/82	370.606	373.094	373.656	366.583	366.583
Prefinished particleboard and medium density fiberboard (MDF) made from purchased materials.....	09	220141	12/02	260.163	260.217	260.217	260.217	260.217
Hardboard products.....	09	2202	06/84	240.636	240.636	240.636	240.636	240.636
Hardboard products.....	09	220206	12/11	183.446	183.446	183.446	183.446	183.446
Publications, printed matter and printing material.....	09	4	06/09	142.769	142.782	142.867	143.112	143.374
Books printing.....	09	44	12/83	280.764	280.656	282.823	279.802	281.186
Books printing.....	09	4401	12/83	280.764	280.656	282.823	279.802	281.186
Books printing.....	09	440114	06/05	178.667	178.598	179.977	178.054	178.935
Textbook printing and binding.....	09	4401141	12/11	161.058	161.052	161.052	160.578	159.040
Technical, scientific, & professional book printing & binding.....	09	4401143	12/11	151.229	151.226	149.772	149.415	148.918
Religious book printing and binding.....	09	4401145	12/11	165.474	165.426	166.102	163.368	163.347
General book (trade, etc.) printing and binding.....	09	4401147	12/11	221.698	221.525	226.002	221.264	225.224
Other book and pamphlet printing and binding.....	09	440114E	12/11	118.283	118.261	118.261	118.261	118.219
Manifold business forms printing.....	09	45	12/83	422.097	422.097	422.097	422.097	422.097
Manifold business forms printing.....	09	4501	12/83	422.097	422.097	422.097	422.097	422.097
Manifold business forms printing, excluding checkbooks.....	09	450105	09/18	114.289	114.289	114.289	114.289	114.289
Commercial printing.....	09	47	06/82	231.774	231.774	231.828	232.398	232.818
Magazine and periodical printing.....	09	4701	06/82	171.428	171.428	170.709	170.709	170.709
Magazine and periodical printing (lithographic).....	09	470102	06/82	182.433	182.433	181.668	181.668	181.668
Label and wrapper printing for packaging.....	09	4702	06/82	259.152	259.152	259.152	259.152	259.152
Label and wrapper printing (lithographic).....	09	470202	06/82	176.277	176.277	176.277	176.277	176.277
Label and wrapper printing (flexographic).....	09	470205	12/08	163.015	163.015	163.015	163.015	163.015
Catalog and directory printing.....	09	4703	06/82	159.138	159.138	158.901	158.901	158.901
Catalog and directory printing (lithographic).....	09	470302	06/82	173.227	173.227	172.969	172.969	172.969
Advertising printing.....	09	4705	06/82	187.183	187.183	187.553	187.553	187.553
Advertising printing (lithographic).....	09	470506	06/82	183.979	183.979	184.349	184.349	184.349
Other general job printing.....	09	4706	06/82	305.446	305.446	305.045	305.045	306.727
Quick printing.....	09	470604	12/08	125.788	125.788	125.788	125.788	130.741
Other commercial and general job printing.....	09	470609	06/82	307.803	307.803	307.336	307.336	307.419
Other commercial and general job printing (lithographic).....	09	4706091	06/09	139.668	139.668	139.438	139.438	139.479
All other commercial and general job printing.....	09	4706094	09/18	128.850	128.850	128.850	128.850	128.850
Other commercial printing, incl. screen, engraving, digital, & general job exc. labels/wrappers.....	09	4711	12/88	199.166	199.166	199.416	200.845	201.429
Commercial screen printing, excluding on garments, apparel accessories, & other fabric articles.....	09	471101	06/82	183.197	183.197	183.197	183.155	183.155
Screen printing (excluding on textiles, apparel, apparel accessories, and labels).....	09	4711012	06/09	130.419	130.419	130.419	130.390	130.390
Other commercial and general job screen printing.....	09	47110123	06/10	130.187	130.187	130.187	130.102	130.102
Digital printing.....	09	471103	12/88	151.870	151.870	152.119	153.547	154.129
Blankbooks, binders, and bookbinding work.....	09	48	06/85	339.467	340.507	339.901	339.710	339.445
Tradebinding and related work.....	09	4802	12/85	216.608	217.687	217.058	216.861	216.586
Miscellaneous binding and postpress work, incl collating, perforating, folding, gluing, etc.....	09	480203	12/11	135.133	135.045	134.063	133.674	133.289
Softcover, pamphlet, sample book, and other binding of books and materials printed elsewhere.....	09	480204	12/11	143.177	145.409	145.722	145.722	145.729
Services for the printing trade.....	09	49	06/85	112.772	112.772	112.772	113.932	113.932
Prepress services, including platemaking.....	09	4905	12/03	100.601	100.601	100.601	101.636	101.636
Prepress services, excl platemaking (incl film, assembled flats, color sep., typesetting, etc.).....	09	490501	12/03	98.838	98.838	-	99.629	-
Printing plates and cylinders, prepared for printing (excl blank plates and blank cylinders).....	09	490502	12/03	107.956	107.956	107.956	109.438	109.438
Metals and metal products.....	10	-		318.434	315.635	311.043	309.573	306.815
Iron and steel.....	10	1		356.020	348.850	335.237	333.556	325.515
Iron ores.....	10	11		206.001	206.577	205.071	205.071	205.071
Iron ores.....	10	1105	12/97	216.480	217.086	215.503	215.503	215.503
Iron ores.....	10	110555	12/97	216.480	217.086	215.503	215.503	215.503
Iron and steel scrap.....	10	12		617.717	557.376	539.542	544.795	548.783

See footnotes at end of table.

Table 9. Producer price indexes for commodity and service groupings and individual items, not seasonally adjusted — Continued

[September 2023, Index base 1982=100, unless otherwise indicated]

Title	Commodity code		Other index base	Unadjusted index ¹				
	Group code	Item code		May 2023	June 2023 ^P	July 2023 ^P	Aug. 2023 ^P	Sept. 2023 ^P
Carbon steel scrap.....	10	1211	12/86	572.903	517.804	498.645	504.739	507.785
Heavy melting scrap.....	10	121191	06/96	308.944	—	284.890	291.238	303.762
Carbon steel scrap bundles.....	10	121192	06/96	345.847	309.355	291.174	288.900	258.682
Shredded carbon steel scrap.....	10	121193	06/96	287.773	254.863	242.966	242.708	244.599
Cut plate and structural scrap.....	10	121194	06/96	305.212	281.463	279.197	290.596	293.674
Other carbon steel scrap.....	10	121195	06/96	228.888	—	—	—	—
Stainless and other alloy steel scrap.....	10	1212	12/86	472.325	427.204	440.332	439.089	442.539
Stainless and other alloy steel scrap.....	10	121208	06/96	306.014	276.781	285.286	284.481	286.716
Cast iron scrap.....	10	1213	12/86	325.790	288.158	275.275	274.949	264.714
Cast iron scrap.....	10	121308	06/96	253.638	224.340	214.310	214.056	206.088
Other ferrous scrap.....	10	1215	06/06	117.179	99.916	101.282	96.716	—
Other ferrous scrap.....	10	121501	06/06	117.179	99.916	101.282	96.716	—
Foundry and forge shop products.....	10	15		281.830	281.406	279.014	279.087	278.883
Pressure and soil pipe & fittings, cast iron.....	10	1502		590.734	590.734	594.563	584.533	583.706
Pressure pipe & fittings, cast iron.....	10	15021	12/11	142.951	142.951	144.474	140.484	140.155
Pressure pipe & fittings, ductile iron.....	10	150211		423.385	423.385	428.689	415.791	414.704
Other gray and ductile iron castings.....	10	1504		270.684	270.773	270.805	269.711	268.684
Ductile iron castings (excluding pressure pipe & fittings).....	10	150413	12/03	194.694	195.186	194.227	193.896	193.081
Ductile iron castings for automotive uses.....	10	1504131	06/12	112.486	112.584	111.949	111.899	110.977
Ductile iron castings for all other uses.....	10	1504132	06/12	142.845	143.344	142.701	142.353	142.088
Gray iron castings (excluding soil & pressure pipe & fittings).....	10	150419	12/11	138.863	138.471	139.494	138.459	138.003
Steel investment castings.....	10	1506		324.047	324.047	317.547	317.547	317.547
Steel investment castings.....	10	150624	12/03	184.976	184.976	181.266	181.266	181.266
Carbon steel castings, except investment.....	10	1507		290.233	290.814	290.694	290.694	296.034
Carbon steel castings, except investment.....	10	150701	12/03	196.448	196.842	196.760	196.760	200.375
High alloy steel castings, excluding investment.....	10	1508		395.587	395.587	395.587	—	—
High alloy steel castings, excluding investment.....	10	150801	12/03	290.591	290.591	290.591	—	—
Other alloy steel castings, except investment.....	10	1509		268.932	271.052	270.952	293.423	293.423
Other alloy steel castings, except investment.....	10	150901	12/03	192.645	194.163	194.092	210.189	210.189
Other forge shop products.....	10	1513	06/82	206.716	205.429	201.791	201.365	201.386
Closed die forgings, ferrous.....	10	151359	06/98	151.843	150.877	147.286	146.909	146.928
Hot impression die impact, press and upset steel forgings.....	10	15135912	12/17	124.078	123.483	120.544	120.236	120.251
Hot impression die impact, press, and upset carbon steel forgings.....	10	151359121	12/17	—	—	111.792	111.772	112.007
Hot impression die impact, press, & upset alloy steel forgings, except stainless and high temp.....	10	151359122	12/17	127.297	125.582	124.393	123.709	123.472
Steel mill products.....	10	17		347.224	345.798	329.573	326.404	314.420
Semifinished steel mill products.....	10	1702	06/82	461.285	459.881	453.436	452.919	453.158
Hot rolled steel bars, plates, and structural shapes.....	10	1704	06/82	305.393	303.531	296.932	297.616	289.701
Hot rolled steel bars, plates, & structural shapes, alloy.....	10	170406	12/10	147.437	145.546	142.310	—	—
Hot rolled steel bars, plates, and structural shapes, carbon.....	10	170410	12/17	176.024	175.003	171.000	171.310	166.563
Steel wire.....	10	1705	06/82	411.999	407.784	397.804	393.557	386.165
Steel wire, carbon.....	10	170501	12/03	367.332	365.164	357.004	352.320	347.790
Steel wire, stainless steel.....	10	170502	12/10	177.903	175.344	175.300	—	—
Steel pipe and tube.....	10	1706	06/82	428.310	407.478	395.760	390.249	383.476
Steel pipe and tube, carbon.....	10	170652	12/17	184.117	173.496	168.177	166.637	162.859
Steel pipe and tube, stainless steel.....	10	170674	12/10	151.329	149.773	147.855	144.478	143.711
Cold rolled steel sheet and strip.....	10	1707	06/82	396.966	409.487	396.537	389.174	361.759
Cold rolled steel sheet and strip.....	10	170710	06/82	396.966	409.487	396.537	389.174	361.759
Cold finished steel bars and bar shapes.....	10	1708	06/82	285.451	280.959	277.801	272.732	269.653
Cold finished steel bars and bar shapes.....	10	170810	12/17	149.005	146.660	145.011	142.365	140.758
Electrometallurgical ferroalloy products.....	10	1712	12/17	141.295	136.637	134.019	132.291	128.435
Electrometallurgical ferroalloy products.....	10	171201	12/17	141.295	136.637	134.019	132.291	128.435
Nonferrous metals.....	10	2		333.473	328.889	324.934	321.832	320.732
Nonferrous metal ores.....	10	21	12/83	556.649	545.460	522.306	506.023	508.764
Other metal ores.....	10	2112	12/03	2,693.476	2,383.984	2,139.065	—	—
Other metal ores.....	10	211201	12/03	2,693.476	2,383.984	2,139.065	—	—
Primary nonferrous metals.....	10	22		245.748	245.214	250.125	236.029	242.647
Primary nonferrous metals.....	10	2201		251.809	251.261	256.294	241.849	248.631
Other nonferrous metals, unalloyed.....	10	220181	06/88	371.566	375.913	392.896	367.232	377.113
Nonferrous scrap.....	10	23		466.586	454.196	442.726	444.847	438.501
Copper base scrap.....	10	2301		604.814	607.693	607.231	602.139	597.798
No. 1 copper scrap, including wire.....	10	230101	12/86	495.118	498.933	495.788	493.938	493.610
No. 2 copper scrap, including wire.....	10	230102	12/86	814.389	813.808	815.757	808.137	790.426
Yellow brass scrap.....	10	230103	12/86	671.780	676.706	684.162	670.290	661.407
Aluminum base scrap.....	10	2302		250.869	253.660	248.272	251.492	246.713
Used beverage can scrap.....	10	230205	12/86	201.996	193.729	180.223	183.295	173.277
Other nonferrous scrap (including lead, zinc and precious metals).....	10	2303		502.763	457.431	432.389	437.030	429.637

See footnotes at end of table.

Table 9. Producer price indexes for commodity and service groupings and individual items, not seasonally adjusted — Continued
 [September 2023, Index base 1982=100, unless otherwise indicated]

Title	Commodity code		Other index base	Unadjusted index ¹				
	Group code	Item code		May 2023	June 2023 ^P	July 2023 ^P	Aug. 2023 ^P	Sept. 2023 ^P
Other nonferrous scrap (including lead, zinc and precious metals).....	10	230309	06/06	215.018	195.630	184.921	186.906	183.743
Secondary nonferrous metals.....	10	24		328.024	320.341	316.413	311.874	311.757
Secondary aluminum.....	10	2402		287.279	283.151	276.887	271.586	267.021
Secondary aluminum.....	10	240229	06/97	178.785	176.216	172.318	169.019	166.178
Secondary copper, alloyed and unalloyed.....	10	2403		708.532	699.075	716.991	714.115	716.756
Secondary copper, alloyed and unalloyed.....	10	240339	06/97	464.280	458.083	469.823	467.939	469.669
Secondary precious metals.....	10	2406		412.762	400.280	394.559	389.258	390.153
Secondary precious metals.....	10	240669	06/97	489.425	474.625	467.841	461.556	462.617
All other miscellaneous secondary nonferrous metals, including lead and zinc.....	10	2408	06/11	100.859	96.112	95.843	95.102	99.076
All other miscellaneous secondary nonferrous metals, including lead and zinc.....	10	240801	06/11	100.859	96.112	95.843	95.102	99.076
Nonferrous mill shapes.....	10	25		273.252	270.245	267.674	267.019	265.706
Aluminum mill shapes.....	10	2501		236.986	234.655	231.707	230.893	228.760
Aluminum sheet and strip.....	10	250105	12/03	144.993	142.760	139.948	141.017	139.521
Extruded aluminum shapes, including rod, bar, and wire.....	10	250162	12/04	165.275	163.861	161.840	159.875	158.382
Copper and brass mill shapes.....	10	2502		582.577	571.262	571.639	572.407	571.885
Copper and copper alloy sheet, strip and plate.....	10	250237	12/03	302.214	302.230	302.356	299.763	300.984
Copper and copper alloy rod, bar and shapes.....	10	250238	12/03	346.370	339.725	340.347	346.807	345.647
Copper and copper alloy pipe and tube.....	10	250239	06/04	363.407	349.937	349.308	338.799	338.900
Nickel and nickel-base alloy mill shapes.....	10	2504		234.497	233.373	221.673	218.887	219.315
Nickel and nickel-base alloy mill shapes.....	10	250466	12/03	170.388	169.571	161.070	159.045	159.356
Titanium and titanium-base alloy mill shapes.....	10	2505		207.932	207.932	207.932	210.026	213.341
Titanium and titanium-base alloy mill shapes.....	10	250505	12/03	184.964	184.964	184.964	186.827	189.776
Other nonferrous mill shapes.....	10	2519		264.154	264.503	263.666	259.788	259.001
All other nonferrous metal mill shapes, except precious metal.....	10	251935	12/03	243.995	244.564	243.340	239.452	238.152
Nonferrous wire and cable.....	10	26		347.473	347.038	352.949	354.480	349.421
Nonferrous wire and cable.....	10	2603	12/82	356.419	355.973	362.037	363.606	358.418
Electronic wire and cable.....	10	260301	12/82	329.443	319.817	319.520	319.520	319.520
Copper wire and cable.....	10	260314	12/86	383.093	384.490	385.689	384.110	381.114
Power wire and cable.....	10	260332	06/04	405.338	408.616	457.808	475.548	439.602
Fiber optic cable.....	10	260333	12/88	70.469	70.469	70.469	70.469	70.469
Other wire and cable.....	10	260398	06/04	216.987	215.170	213.782	217.054	219.939
Nonferrous forge shop products.....	10	27	12/83	211.942	211.934	212.930	212.865	212.865
Nonferrous forge shop products.....	10	2701	12/83	211.942	211.934	212.930	212.865	212.865
Nonferrous forge shop products.....	10	270111	12/83	212.950	212.942	213.943	213.877	213.877
Hot impression die, impact, press and upset aluminum and other nonferrous forgings.....	10	27011111	12/07	126.217	126.212	126.865	126.822	126.822
Hot impression die, impact, press and upset aluminum and aluminum alloy forgings.....	10	270111111	12/07	131.514	131.504	131.355	131.355	131.355
Hot impression die, impact, press and upset titanium and titanium alloy forgings.....	10	270111112	12/07	118.836	118.836	120.371	120.371	120.371
Other nonferrous hot impression die impact, press, and upset forgings.....	10	270111113	12/07	129.538	129.538	130.314	129.538	129.538
Nonferrous foundry shop products.....	10	28		278.920	277.840	277.411	277.358	277.000
Aluminum castings.....	10	2802		233.410	233.281	233.057	232.978	232.532
Aluminum die-castings.....	10	280207	06/83	196.922	196.657	196.349	195.803	195.207
Aluminum castings, excluding die-castings.....	10	280208	05/18	133.296	133.405	133.415	133.927	133.927
Castings, nonferrous (except aluminum).....	10	2807	12/11	145.970	144.418	144.021	144.038	144.038
Castings, nonferrous (except aluminum).....	10	280701	12/11	145.970	144.418	144.021	144.038	144.038
Nonferrous die-castings (except aluminum).....	10	2807011	12/11	137.834	136.386	136.154	135.787	135.787
Copper base castings (excluding die-castings).....	10	2807013	12/11	137.349	134.618	133.787	134.188	134.188
Metal containers.....	10	3		231.728	231.547	231.562	227.871	227.866
Metal cans and can components.....	10	31		208.963	208.846	208.577	204.157	204.152
Steel cans and tinware end products.....	10	3102		324.107	323.683	323.683	323.683	—
Steel cans and tinware end products.....	10	310231	12/01	254.064	253.731	253.731	253.731	—
Aluminum cans and can components.....	10	3103		149.032	149.021	148.704	143.473	143.467
Aluminum cans and can components.....	10	310331	12/01	175.822	175.810	175.435	169.265	169.257
Barrels, drums, pails and other metal containers.....	10	32		445.710	444.935	447.620	450.835	450.835
Barrels, drums, pails and other metal containers.....	10	3201		445.710	444.935	447.620	450.835	450.835
Steel shipping barrels and drums (excl. beer barrels) (more than 12-gallon capacity).....	10	320106	12/11	166.922	165.851	169.549	173.524	173.524
All other metal containers.....	10	320107	12/11	184.436	184.439	184.439	182.578	182.578
Hardware.....	10	4		286.094	286.285	286.492	286.360	286.343
Hardware, n.e.c.....	10	41		287.926	287.802	287.992	287.932	287.962
Builders' hardware.....	10	4101		336.476	336.476	336.476	336.476	336.476
Builders' hardware (lock units, key blanks, door & window hardware, cabinet hardware, etc.).....	10	410104	06/07	169.563	169.563	169.563	169.563	169.563

See footnotes at end of table.

Table 9. Producer price indexes for commodity and service groupings and individual items, not seasonally adjusted — Continued

[September 2023, Index base 1982=100, unless otherwise indicated]

Title	Commodity code		Other index base	Unadjusted index ¹				
	Group code	Item code		May 2023	June 2023 ^P	July 2023 ^P	Aug. 2023 ^P	Sept. 2023 ^P
Transportation equipment hardware.....	10	4103		203.002	203.002	203.393	203.393	203.393
Motor vehicle hardware.....	10	410311	06/85	169.768	169.768	169.768	169.768	-
Other transportation equipment hardware, incl. marine & aircraft (excl. motor vehicle hardware).....	10	410341	06/85	609.551	609.551	615.499	615.499	-
Furniture hardware.....	10	4104		321.993	320.609	320.609	320.047	320.047
Furniture hardware.....	10	410411	06/85	287.660	286.423	286.423	285.921	285.921
Other miscellaneous hardware.....	10	4105	06/85	459.670	458.752	458.989	458.463	458.943
Other miscellaneous hardware.....	10	410502	12/03	325.227	324.578	324.745	324.373	324.712
Hand and edge tools.....	10	42		291.345	292.198	292.448	292.161	292.045
Hand and edge tools.....	10	4201		291.345	292.198	292.448	292.161	292.045
Mechanics hand service tools.....	10	420135	06/06	145.921	145.802	146.380	145.849	145.580
Edge tools, hand operated.....	10	420145	06/06	176.311	176.311	176.311	176.311	176.311
All other misc handtools, including cutting dies, machine & power-driven (except metal cutting).....	10	420155	06/06	149.770	149.770	149.770	149.706	149.706
Plumbing fixtures and fittings.....	10	5		335.272	334.907	335.447	334.543	335.476
Plumbing fixture fittings and trim.....	10	54		395.136	395.136	395.136	395.136	395.136
Plumbing fixtures, fittings, and trim.....	10	5402		394.971	394.971	394.971	394.971	394.971
Lavatory and sink fittings.....	10	540218	06/98	204.550	204.550	204.550	204.550	204.550
Miscellaneous plumbing fixtures, fittings, and trim.....	10	540223	06/83	397.862	397.862	397.862	397.862	397.862
Enameled iron & metal sanitary ware.....	10	56	12/86	289.214	286.796	290.374	284.379	290.568
Enameled iron and metal sanitary ware.....	10	5601	12/86	289.214	286.796	290.374	284.379	290.568
Enameled iron and metal sanitary ware.....	10	560102	12/03	206.390	204.665	207.218	202.940	207.356
Heating equipment.....	10	6		388.151	388.872	388.890	389.419	388.041
Steam and hot water equipment.....	10	61		428.506	428.506	428.506	428.506	428.506
Steam and hot water equipment.....	10	6101		428.506	428.506	428.506	428.506	428.506
Cast iron heating boilers, radiators and convectors.....	10	610106	06/99	289.688	289.688	289.688	289.688	289.688
Furnaces and heaters, including parts.....	10	62		297.134	298.231	298.402	299.483	296.735
Furnaces and heaters, including parts.....	10	6201		297.134	298.231	298.402	299.483	296.735
Furnaces and heaters, including parts.....	10	620146	12/03	196.404	197.129	197.242	197.956	196.140
Warm air furnaces, including parts.....	10	6201461	12/09	172.998	173.891	173.062	173.942	171.705
Warm air furnaces.....	10	62014611	12/09	170.403	171.315	170.848	171.390	169.106
Floor and wall furnaces, unit heaters, infrared heaters, & mechanical stokers, including parts.....	10	6201462	12/09	153.556	153.556	155.715	155.715	155.715
Other heating equipment, non-electric, including parts.....	10	63		368.504	369.219	368.913	368.815	368.917
Other heating equipment, non-electric, including parts.....	10	6301		368.504	369.219	368.913	368.815	368.917
Other heating equipment, non-electric, including parts.....	10	630161	06/99	228.739	229.183	228.993	228.932	228.995
Domestic heating stoves.....	10	64		276.239	276.239	276.239	276.239	276.239
Domestic heating stoves.....	10	6401		276.239	276.239	276.239	276.239	276.239
Domestic heating stoves.....	10	640141	06/99	217.515	217.515	217.515	217.515	217.515
Domestic water heaters.....	10	66		570.610	570.610	570.610	570.610	570.610
Domestic water heaters.....	10	6601		570.610	570.610	570.610	570.610	570.610
Household water heaters, electric, for permanent installation.....	10	660101		564.318	564.318	564.318	564.318	564.318
Household water heaters, except electric.....	10	660114	12/00	347.673	347.673	347.673	347.673	347.673
Fabricated structural metal products.....	10	7		364.501	364.899	365.031	365.550	364.170
Metal doors, sash, and trim.....	10	71		431.429	430.893	430.640	431.942	433.746
Metal doors and frames (except storm).....	10	7102	06/83	407.185	406.855	406.652	408.497	411.021
Metal doors and frames (except storm).....	10	710209	06/07	211.238	211.066	210.961	211.918	213.227
Metal windows (except storm sash).....	10	7103	06/83	406.220	404.800	404.178	404.167	404.272
Metal windows (except storm sash).....	10	710313	06/97	277.331	276.361	275.937	275.929	276.001
Metal molding and trim and store fronts.....	10	7104	06/83	1,056.979	1,055.711	1,055.672	1,055.672	1,055.672
Metal molding and trim and store fronts.....	10	710413	06/83	1,056.979	1,055.711	1,055.672	1,055.672	1,055.672
Metal combination screen, storm sash, and storm doors.....	10	7105	06/83	259.937	259.937	259.937	259.937	259.937
Metal combination screen, storm sash, and storm doors.....	10	710515	06/83	259.937	259.937	259.937	259.937	259.937
Metal window and door screens (except combination screens) and metal weather strip.....	10	7107	05/16	154.147	154.042	154.042	154.042	154.042
Metal window and door screens (except combination screens) and metal weather strip.....	10	710717	05/16	154.147	154.042	154.042	154.042	154.042
Metal tanks.....	10	72		324.589	324.886	324.856	324.812	325.016
Metal tanks.....	10	7201		324.589	324.886	324.856	324.812	325.016
Metal tanks, heavy gauge, including field-erected.....	10	720123		324.589	324.886	324.856	324.812	325.016
Sheet metal products.....	10	73		315.205	317.778	318.378	319.496	318.142
Sheet metal products.....	10	7301		315.205	317.778	318.378	319.496	318.142
Sheet metal air-conditioning ducts and stove pipe.....	10	730120	12/03	292.277	291.366	291.366	289.439	289.439
Sheet metal roofing and roof drainage equipment.....	10	730170	12/03	243.502	251.477	250.451	250.152	247.059
Sheet metal electronic enclosures.....	10	7301C	06/11	145.271	146.915	147.674	149.139	149.161

See footnotes at end of table.

Table 9. Producer price indexes for commodity and service groupings and individual items, not seasonally adjusted — Continued
 [September 2023, Index base 1982=100, unless otherwise indicated]

Title	Commodity code		Other index base	Unadjusted index ¹				
	Group code	Item code		May 2023	June 2023 ^P	July 2023 ^P	Aug. 2023 ^P	Sept. 2023 ^P
Steel sheet metal computer & peripheral equipment enclosures.	10	7301C1	06/11	132.615	133.056	133.928	136.990	136.990
Aluminum sheet metal computer & peripheral equipment enclosures.	10	7301C2	06/11	167.715	178.602	179.127	179.100	179.100
Other sheet metal electronic enclosures (excl. computers).	10	7301C3	06/11	139.369	139.655	140.286	140.292	140.342
Other sheet metal work.	10	7301G	06/11	137.439	136.867	136.724	137.219	137.216
Aluminum and other sheet metal work.	10	7301G3	06/11	130.632	127.587	127.347	128.179	128.175
Structural, architectural, and pre-engineered metal products.	10	74		361.979	361.065	360.095	360.323	358.063
Fabricated structural metal.	10	7405		362.298	363.429	363.358	364.045	360.363
Fabricated structural metal bar joists and concrete reinforcing bars.	10	74051		362.138	362.944	365.184	364.100	353.761
Fabricated structural iron & steel for industrial bldgs metal bar joists, short span.	10	740510	06/11	167.991	167.468	166.735	166.735	167.032
Fabricated structural iron & steel for commercial, residential, institutional, & public bldgs.	10	740514	06/11	211.969	212.724	214.595	213.802	206.141
Other fabricated structural metal, including for bridges.	10	74055	06/82	358.343	359.733	357.723	359.888	361.837
Fabricated structural metal for bridges.	10	740553	12/07	162.394	165.303	156.240	161.739	165.596
Other fabricated structural iron and steel, aluminum, and other metals.	10	740554	12/07	168.741	169.171	169.026	169.602	170.227
Custom roll form products.	10	7407		226.779	220.716	215.899	215.520	215.018
Custom roll form products.	10	740775	06/90	214.104	208.380	203.832	203.474	203.000
Ornamental and architectural metal work.	10	7408	12/83	522.655	522.196	521.723	521.395	521.610
Iron, steel, and aluminum stairs, staircases and fire escapes.	10	740803	12/83	580.173	579.435	578.704	578.106	578.106
Steel and aluminum fences, gates (not wire), and railings and window guards.	10	740813	12/97	291.366	291.164	289.692	289.554	290.437
Open metal flooring, grating and studs.	10	740814	12/97	—	302.205	302.205	301.468	301.468
Other architectural and ornamental metal work.	10	74082	12/97	301.273	301.303	301.303	301.303	301.303
Other aluminum and metal architectural and ornamental work.	10	740821	12/08	208.258	208.258	208.258	208.258	208.258
Metal stalls and corrals.	10	740824	05/17	144.775	144.775	144.775	144.775	—
Fabricated metal pipe, tube, and fittings.	10	7411	12/11	145.990	143.910	143.853	143.465	143.828
Fabricated metal pipe, tube, and fittings.	10	741151	12/11	145.990	143.910	143.853	143.465	143.828
Heat exchangers and steam condensers.	10	75		416.619	416.619	422.118	422.693	422.693
Heat exchangers and steam condensers.	10	7501		416.282	416.282	421.777	422.351	422.351
Heat exchangers and steam condensers (except for nuclear applications).	10	750103		418.515	418.515	418.684	419.492	419.492
Fabricated steel plate.	10	76		330.753	330.753	330.753	330.753	—
Fabricated steel plate.	10	7601		330.753	330.753	330.753	330.753	—
Fabricated steel plate.	10	760102	12/01	225.774	225.774	225.774	225.774	—
Prefabricated metal buildings.	10	79		538.467	545.804	551.235	551.841	547.540
Prefabricated metal building systems (excl. farm service bldgs, residential bldgs, and parts).	10	7901		578.777	578.770	585.989	583.861	580.453
Prefabricated metal building systems (excl. farm service bldgs, residential bldgs, and parts).	10	790101	12/97	420.473	420.468	425.712	424.166	421.691
Farm service buildings and other prefabricated and portable buildings, steel and aluminum.	10	7902		472.778	472.773	471.071	469.272	466.430
Farm service buildings and other prefabricated and portable buildings, steel and aluminum.	10	790201	12/97	320.997	320.994	319.838	318.617	316.687
Panels, parts, and sections for prefabricated buildings, steel and aluminum.	10	7903		376.696	413.098	417.417	428.900	421.119
Panels, parts, and sections for prefabricated buildings, steel and aluminum.	10	790354		376.696	413.098	417.417	428.900	421.119
Miscellaneous metal products.	10	8		224.625	225.330	225.563	224.661	224.556
Bolts, nuts, screws, rivets, and washers.	10	81		305.781	307.313	307.783	306.813	306.912
Externally threaded fasteners, except aircraft types.	10	8102	06/82	268.900	271.048	271.355	269.752	269.938
Hex bolts, including heavy, tap-and-joint.	10	810206	06/82	207.693	208.976	210.029	210.856	210.862
Cap, set, machine, lag, flange, and self-locking screws, except aircraft types.	10	810231		335.564	335.339	336.120	333.197	333.197
Other metal bolts, incl. square, round, plow, high-strength structural, and bent.	10	810262	12/99	303.490	303.490	302.881	302.881	302.881
Other externally threaded metal fasteners, including studs, except aircraft types.	10	810263	12/99	185.907	190.114	190.071	188.565	188.947
Internally threaded fasteners, except aircraft types.	10	8103	06/82	152.978	154.846	154.604	154.396	154.396
Internally threaded fasteners, except aircraft types.	10	810312	06/82	152.978	154.846	154.604	154.396	154.396
Nonthreaded metal fasteners, except aircraft types.	10	8104	06/82	269.216	269.653	269.689	268.888	268.888
Nonthreaded metal fasteners, except aircraft types.	10	810424	06/82	269.216	269.653	269.689	268.888	268.888
Aircraft fasteners, except plastics (including aerospace).	10	8105	06/82	594.490	594.529	594.529	594.529	594.529
Aircraft fasteners, except plastics (including aerospace).	10	810536	06/82	594.490	594.529	594.529	594.529	594.529
Formed products, except fasteners, made by cold-, warm-, or hot-heading processes.	10	8106	06/82	253.009	253.009	256.831	256.831	256.831
Formed products, except fasteners, made by cold-, warm-, or hot-heading processes.	10	810648	06/82	253.009	253.009	256.831	256.831	256.831
Lighting fixtures.	10	83		222.412	222.635	223.200	223.004	223.766
Residential electric lighting fixtures, except portable.	10	8302		255.977	255.966	255.965	255.966	255.967
Residential electric lighting fixtures, except portable.	10	830225	06/98	177.476	177.468	177.468	177.468	177.469
Commercial, institutional and industrial electric lighting fixtures.	10	8303		243.056	243.507	244.239	243.843	245.384

See footnotes at end of table.

Table 9. Producer price indexes for commodity and service groupings and individual items, not seasonally adjusted — Continued

[September 2023, Index base 1982=100, unless otherwise indicated]

Title	Commodity code		Other index base	Unadjusted index ¹				
	Group code	Item code		May 2023	June 2023 ^P	July 2023 ^P	Aug. 2023 ^P	Sept. 2023 ^P
Commercial and institutional electric lighting fixtures, including parts and accessories.....	10	830302	12/04	161.662	162.018	162.104	161.790	163.010
Industrial electric lighting fixtures, including parts and accessories.....	10	830304	12/04	192.578	192.578	195.679	195.679	195.679
Other lighting equipment.....	10	8305		206.624	206.624	207.122	207.122	207.122
Outdoor lighting equipment (including parts and accessories).....	10	830522	06/85	205.355	205.355	205.355	205.355	205.355
All other miscellaneous electric and nonelectric lighting equipment, including parts and accessories.....	10	830524	06/85	133.060	133.060	133.605	133.605	133.605
Ammunition, except for small arms.....	10	85	12/85	243.360	243.360	243.803	243.803	233.880
Ammunition, except for small arms.....	10	8501	12/85	243.360	243.360	243.803	243.803	233.880
Ammunition, except for small arms.....	10	850101	12/85	243.360	243.360	243.803	243.803	233.880
Ordnance and ordnance accessories, n.e.c.....	10	86	12/85	224.803	224.803	250.190	250.190	250.190
Ordnance and ordnance accessories, n.e.c.....	10	8601	12/85	224.803	224.803	250.190	250.190	250.190
Ordnance and ordnance accessories, n.e.c.....	10	860101	12/85	224.803	224.803	250.190	250.190	250.190
Fabricated ferrous wire products.....	10	88	06/82	348.243	345.628	341.201	339.005	337.937
Ferrous wire rope, cable, forms and strand.....	10	8801	06/82	316.293	312.138	310.510	303.964	303.672
Ferrous wire rope, cable, forms and strand.....	10	880101	06/82	316.293	312.138	310.510	303.964	303.672
Ferrous wire cloth, other woven wire products.....	10	8807	06/82	218.074	215.787	215.787	215.787	215.787
Ferrous wire cloth, other woven wire products.....	10	880701	06/82	218.074	215.787	215.787	215.787	215.787
Other fabricated ferrous wire products.....	10	8809	06/82	348.529	346.498	342.329	341.759	340.262
Steel fencing and fence gates.....	10	880993	06/09	142.478	143.649	143.721	145.001	143.152
Other fabricated ferrous wire products, n.e.c.....	10	880996	12/11	164.373	163.079	160.814	160.292	159.793
Steel nails, staples, tacks, spikes and brads.....	10	8812	06/09	239.131	239.144	223.309	223.137	223.161
Steel nails, staples, tacks, spikes and brads.....	10	881201	06/09	239.131	239.144	223.309	223.137	223.161
Other miscellaneous metal products.....	10	89		205.240	206.161	206.499	205.610	205.546
Wire springs.....	10	8904		355.268	354.975	357.120	356.933	356.983
Precision mechanical wire springs.....	10	890424		282.326	281.605	284.940	284.479	284.603
Precision mechanical extension- and torsion-type wire springs.....	10	8904241	12/09	156.241	155.209	157.518	156.912	157.206
Precision mechanical compression-type springs.....	10	8904242	12/09	167.146	167.146	168.807	168.771	168.693
Other metal products.....	10	8905		185.923	186.619	186.768	185.941	185.831
Automotive job stampings.....	10	890507		127.711	128.455	129.009	128.455	128.748
Precision turned products, automotive.....	10	890521	12/83	163.067	165.721	166.248	166.248	166.248
Precision turned products, except automotive.....	10	890522	12/83	263.651	264.567	263.067	259.552	259.555
Metal powders, paste, and flake.....	10	890564	06/85	229.920	228.586	227.870	228.104	228.769
Powder metallurgy parts, except bearings, gears, etc.....	10	890571	12/91	138.525	138.525	140.183	-	-
Other fabricated metal products.....	10	890589	06/85	244.930	244.197	243.551	244.114	240.145
Metal stampings n.e.c.....	10	8907	06/84	248.547	250.931	252.288	250.622	251.323
Metal job stampings, except automotive.....	10	890701		279.511	283.289	284.601	281.960	283.071
Recreational vehicle metal job stamping.....	10	8907011	12/10	139.219	156.488	156.488	-	-
Motor and generator metal job stamping.....	10	8907012	12/10	118.963	118.963	122.733	121.680	121.680
Other metal job stampings.....	10	8907013	12/10	142.675	142.675	143.434	141.644	142.321
Metal foil and leaf.....	10	8908	12/84	211.093	211.093	212.487	212.320	211.780
Flexible packaging foil.....	10	890811	12/84	188.294	188.294	189.537	189.388	188.906
Heavy gauge springs.....	10	8909	06/04	292.338	298.136	298.196	298.106	297.346
Cold formed steel springs, except wire.....	10	890913	06/04	390.464	390.862	390.976	390.804	390.462
Machinery and equipment.....	11	-		173.780	173.966	174.489	174.781	174.906
Agricultural machinery and equipment.....	11	1		315.924	316.322	317.157	316.823	317.247
Agricultural machinery and equipment.....	11	14	12/02	197.780	198.029	198.552	198.343	198.608
Commercial turf and grounds care equipment, including parts and attachments.....	11	1401	12/02	161.341	161.398	161.398	161.398	162.566
Commercial turf and grounds care equipment, including parts and attachments.....	11	140111	12/02	161.341	161.398	161.398	161.398	162.566
Farm plows, harrows, rollers, pulverizers, etc., and attachments.....	11	1402	12/02	283.843	289.896	289.896	289.896	289.896
Farm plows, harrows, rollers, pulverizers, etc., and attachments.....	11	140211	12/02	283.843	289.896	289.896	289.896	289.896
Farm dairy equipment, sprayers and dusters, farm blowers, and attachments.....	11	1404	12/02	175.099	175.099	175.099	175.099	175.344
Farm dairy equipment, sprayers and dusters, farm blowers, and attachments.....	11	140411	12/02	175.099	175.099	175.099	175.099	175.344
Planting, seeding, and fertilizing machinery and attachments.....	11	1405	12/02	201.411	201.664	201.087	198.174	198.174
Planting, seeding, and fertilizing machinery and attachments.....	11	140511	12/02	201.411	201.664	201.087	198.174	198.174
Harvesting machinery (except hay and straw) and attachments.....	11	1406	12/82	333.419	333.988	334.990	-	-
Harvesting machinery (except hay and straw) and attachments.....	11	140611	12/82	333.419	333.988	334.990	-	-
Haying machinery and attachments.....	11	1407	12/82	317.280	317.280	332.797	332.910	332.910
Haying machinery and attachments.....	11	140711	12/82	317.280	317.280	332.797	332.910	332.910
All other farm machinery and equipment, excluding parts, including attachments.....	11	1408	12/02	236.242	236.889	236.889	237.007	237.072
All other farm machinery and equipment, excluding parts, including attachments.....	11	140811	12/02	236.242	236.889	236.889	237.007	237.072
Parts for farm machinery, for sale separately.....	11	1409	12/02	188.647	187.151	187.397	188.457	188.592
Parts for farm machinery, for sale separately.....	11	140911	12/02	188.647	187.151	187.397	188.457	188.592

See footnotes at end of table.

Table 9. Producer price indexes for commodity and service groupings and individual items, not seasonally adjusted — Continued
 [September 2023, Index base 1982=100, unless otherwise indicated]

Title	Commodity code		Other index base	Unadjusted index ¹				
	Group code	Item code		May 2023	June 2023 ^P	July 2023 ^P	Aug. 2023 ^P	Sept. 2023 ^P
Construction machinery and equipment.....	11	2		295.959	296.065	300.795	299.848	299.849
Tractors and attachments, ex. parts.....	11	2A	12/99	191.991	191.993	195.528	193.460	193.460
Construction machinery for mounting (excluding parts, winches, snow clearing attachments).....	11	2A03	12/99	189.882	189.882	193.066	188.794	188.794
Construction machinery for mounting (excluding parts, winches, snow clearing attachments).....	11	2A0302	12/99	189.882	189.882	193.066	188.794	188.794
Tractor shovel loaders (skid steer, wheel, crawler, and integral design backhoes).....	11	2A04		284.463	284.469	287.911	284.020	284.020
Tractor shovel loaders (skid steer, wheel, crawler, and integral design backhoes).....	11	2A0406	06/86	271.294	271.299	274.582	270.871	270.871
Construction wheel and crawler tractors, dozers, self-propelled log skidders, etc.....	11	2A05	12/03	178.612	178.612	183.908	183.908	—
Construction wheel and crawler tractors, dozers, self-propelled log skidders, etc.....	11	2A0501	12/03	178.612	178.612	183.908	183.908	—
Power cranes, draglines, & shovels (excavators) (incl. surface mining equipment) (excl. parts).....	11	2B	12/99	189.945	189.831	196.481	196.176	196.176
Power cranes, draglines, & shovels (excavators) (incl. surface mining equip.) (excluding parts).....	11	2B05	12/99	189.945	189.831	196.481	196.176	196.176
Power cranes, draglines, & shovels (excavators) (incl. surface mining equip.) (excluding parts).....	11	2B0504	12/99	189.945	189.831	196.481	196.176	196.176
Mixers, pavers, and related equipment (excluding parts).....	11	2C		320.411	320.411	322.725	322.725	322.725
Mixers, pavers, and related equipment (excluding parts).....	11	2C01		320.411	320.411	322.725	322.725	322.725
Mixers, pavers, and related equipment (excluding parts).....	11	2C0109	12/99	230.072	230.072	231.733	231.733	231.733
Off-highway, equipment, ex. parts.....	11	2D	12/99	206.882	206.882	212.370	212.370	212.370
Off-highway trucks, haulers, truck-type tractor chassis, trailers, etc. (excluding parts).....	11	2D02	12/03	185.499	—	—	—	—
Off-highway trucks, haulers, truck-type tractor chassis, trailers, etc. (excluding parts).....	11	2D0201	12/03	185.499	—	—	—	—
Graders, rollers & compactors, rough-terrain forklifts, scrapers, trenchers, etc. (excl. parts).....	11	2D03	12/03	206.157	206.157	209.973	209.973	209.973
Graders, rollers & compactors, rough-terrain forklifts, scrapers, trenchers, etc. (excl. parts).....	11	2D0301	12/03	206.157	206.157	209.973	209.973	209.973
Misc. construction machinery and equipment.....	11	2J	12/05	178.083	178.083	178.097	178.097	178.097
Winches, aerial work platforms, and automotive wrecker hoists, including parts and attachments.....	11	2J01	12/05	187.786	187.786	187.786	187.786	187.786
Winches, aerial work platforms, and automotive wrecker hoists, including parts and attachments.....	11	2J0101	12/03	236.538	236.538	236.538	236.538	236.538
Other construction machinery and equipment (excluding parts).....	11	2J03	12/03	190.683	190.683	190.711	190.711	190.711
Other construction machinery and equipment (excluding parts).....	11	2J0301	12/03	190.683	190.683	190.711	190.711	190.711
Parts for construction machinery and equipment, sold separately.....	11	2K	12/99	190.451	191.755	191.639	191.812	191.826
Parts for construction machinery and equipment, sold separately.....	11	2K01	12/99	190.451	191.755	191.639	191.812	191.826
Parts for cranes, draglines, and shovels (including surface mining equipment) (sold separately).....	11	2K0101	12/11	154.984	157.541	157.306	157.650	157.650
Parts for off-highway wheel tractors and shovel loaders (sold separately).....	11	2K0102	12/11	123.600	123.600	123.600	123.600	123.600
Parts for other construction machinery (sold separately).....	11	2K0103	12/11	138.505	138.550	138.552	138.556	138.575
Metalworking machinery and equipment.....	11	3		240.127	240.724	241.005	241.350	242.001
Power-driven handtools, including parts and attachments.....	11	32		237.745	237.745	237.745	237.745	237.745
Power-driven handtools, including parts and attachments.....	11	3211	12/04	161.944	161.944	161.944	161.944	161.944
Power-driven handtools, including parts and attachments.....	11	321101	12/04	161.944	161.944	161.944	161.944	161.944
Power-driven handtools, pneumatic, hydraulic, and powder-actuated.....	11	3211011	06/11	161.842	161.842	161.842	161.842	161.842
Power-driven handtools, electric (except battery powered), including parts.....	11	3211014	06/11	152.669	152.669	152.669	152.669	152.669
Welding machines and equipment.....	11	33		396.918	396.918	397.162	397.102	397.102
Arc welding machines, components, and accessories, excluding electrodes and stud welding equip.....	11	3301		430.852	430.852	430.852	430.749	430.749
Arc welding machines, components, and accessories, excluding electrodes and stud welding equip.....	11	330175	12/97	283.076	283.076	283.076	283.008	283.008
Resistance welders, components, accessories, and electrodes.....	11	3302		301.810	301.810	301.810	301.810	301.810
Resistance welders, components, accessories, and electrodes.....	11	330276	12/84	279.692	279.692	279.692	279.692	279.692
Gas welding and cutting equipment, parts, attachments, and accessories.....	11	3304		268.768	268.768	271.608	271.608	271.608
Gas welding and cutting equipment, parts, attachments, and accessories.....	11	330461	06/83	264.349	264.349	267.142	267.142	267.142
Other welding equipment, components, and accessories (excluding arc, resistance, and gas).....	11	3306	12/00	156.073	156.073	156.073	156.073	156.073
Other welding equipment, components, and accessories (excluding arc, resistance, and gas).....	11	330629	12/00	156.073	156.073	156.073	156.073	156.073
Industrial process furnaces and ovens.....	11	34		274.979	275.167	276.444	278.737	278.660
Industrial process furnaces and ovens, except parts and attachments.....	11	3407	12/04	168.757	168.914	169.981	170.473	170.409
Industrial process furnaces and ovens, except parts and attachments.....	11	340711	12/04	168.757	168.914	169.981	170.473	170.409

See footnotes at end of table.

Table 9. Producer price indexes for commodity and service groupings and individual items, not seasonally adjusted — Continued
 [September 2023, Index base 1982=100, unless otherwise indicated]

Title	Commodity code		Other index base	Unadjusted index ¹				
	Group code	Item code		May 2023	June 2023 ^P	July 2023 ^P	Aug. 2023 ^P	Sept. 2023 ^P
Parts and attachments for industrial process furnaces and ovens.	11	3409	06/11	147.413	147.413	147.413	150.854	150.854
Parts and attachments for industrial process furnaces and ovens.	11	340901	06/11	147.413	147.413	147.413	150.854	150.854
Cutting tools and accessories.	11	35		223.364	224.439	225.330	225.481	225.968
Small cutting tools.	11	3501		209.634	210.204	211.370	211.480	211.837
End mills and milling cutters.	11	350144	12/11	121.006	121.143	122.254	122.249	122.457
Threading tools, including blanks, tips and inserts.	11	350145	12/11	119.161	120.818	120.818	120.818	120.818
Carbon and high-speed steel, shank, solid, tipped carbide twist drills. ...	11	350146	12/11	125.500	128.140	128.418	128.418	130.616
Taps, carbide indexable, and throwaway inserts for machine tools.	11	350147	12/11	135.597	135.597	135.597	136.409	136.409
Other cutting tools for machine tools, excluding tips and blanks.	11	350149	12/11	120.266	120.266	121.020	121.054	121.054
Other machine tool attachments and accessories.	11	3505	06/83	267.718	273.706	273.826	274.467	276.485
Other machine tool attachments and accessories.	11	350501	06/83	267.718	273.706	273.826	274.467	276.485
Abrasive products.	11	36		270.644	270.544	269.377	269.666	269.848
Nonmetallic sized grains, powders, and flour abrasives (incl. graded only).	11	3601		190.585	190.585	190.585	191.406	191.406
Nonmetallic sized grains, powders, and flour abrasives (incl. graded only).	11	360105	06/87	245.362	245.362	245.362	246.418	246.418
Nonmetallic abrasive products (including diamond abrasives).	11	3603		253.262	255.045	255.768	255.946	256.582
Nonmetallic abrasive products (including diamond abrasives).	11	360311	06/87	231.842	233.474	234.136	234.299	234.881
Nonmetallic coated abrasive products and buffing wheels, polishing wheels, and laps.	11	3605		322.422	322.422	322.422	322.422	322.527
Nonmetallic coated abrasive products and buffing wheels, polishing wheels, and laps.	11	360505		238.655	238.655	238.655	238.655	238.733
Metal cutting machine tools.	11	37		231.722	231.755	232.854	232.860	232.860
Other metal-cutting machine tools.	11	3720	12/09	124.375	124.375	125.119	125.125	125.125
Other metal-cutting machine tools.	11	372041	12/09	124.375	124.375	125.119	125.125	125.125
Metal machining centers.	11	3721	12/09	132.026	132.026	132.026	132.026	132.026
Metal machining centers.	11	372121	12/09	132.026	132.026	132.026	132.026	132.026
Rebuilt metal-cutting machine tools and parts for metal-cutting machine tools.	11	3753	12/02	160.359	160.180	162.280	162.280	162.280
Rebuilt metal-cutting machine tools and parts for metal-cutting machine tools.	11	375311	12/02	160.359	160.180	162.280	162.280	162.280
Metal forming machine tools.	11	38		274.484	274.691	274.691	274.691	296.362
Metal-forming machine tools (except rebuilt and parts).	11	3826	12/09	136.968	136.968	136.968	136.968	153.417
Metal punching and shearing (power & manual), and bending and forming machines (power only).	11	382611		220.098	220.098	220.098	220.098	220.098
Rebuilt metal-forming machine tools and parts for metal-forming machine tools.	11	3852	12/02	159.824	160.175	160.175	160.175	160.175
Rebuilt metal-forming machine tools and parts for metal-forming machine tools.	11	385205	12/02	159.824	160.175	160.175	160.175	160.175
Tools, dies, jigs, fixtures & ind. molds.	11	39		181.882	183.095	183.261	183.546	183.546
Special tools, dies, jigs, and fixtures.	11	3901		198.039	200.159	200.449	200.914	200.914
Special tools, dies, jigs, and fixtures.	11	390135	12/03	129.928	131.319	131.509	131.814	131.814
Jigs and fixtures, including parts.	11	3901351	06/10	137.616	139.170	139.635	139.738	139.738
Metalworking dies and die sets.	11	3901353	06/10	118.405	120.628	120.812	121.731	121.731
Standard punches, industrial prototypes, die parts & other special tooling for dies.	11	3901357	06/10	124.569	125.192	125.192	125.192	125.192
Industrial molds and mold boxes.	11	3903		160.434	160.438	160.438	160.483	160.483
Industrial injection-type molds made of metal for plastics.	11	390312	12/09	125.411	125.411	125.411	125.411	125.411
Other industrial molds and mold boxes.	11	390331	12/09	126.371	126.376	126.376	126.428	126.428
Metalworking machinery n. e. c.	11	3A	06/83	265.164	264.407	264.407	265.767	266.916
Other metalworking machinery.	11	3A02	06/83	323.525	323.525	323.525	330.590	336.561
Other metalworking machinery.	11	3A0201	06/83	323.525	323.525	323.525	330.590	336.561
General purpose machinery and equipment.	11	4		328.213	328.341	329.689	329.827	330.806
Pumps, compressors, and equipment.	11	41		350.087	351.358	357.831	357.999	356.417
Industrial pumps, except hydraulic fluid power pumps.	11	4102		361.839	363.011	378.533	378.533	372.495
Industrial pumps, except hydraulic fluid power pumps.	11	410212	12/97	230.871	231.618	241.522	241.522	237.670
Parts and attachments for air and gas compressors and vacuum pumps..	11	4107	06/84	402.658	404.359	410.071	413.150	413.150
Parts and attachments for air and gas compressors, ex. refrigeration, ice making, & a/c.	11	410701	06/84	402.658	404.359	410.071	413.150	413.150
Domestic water systems.	11	4113	12/03	216.713	216.713	216.713	216.713	216.713
Domestic water systems.	11	411311	12/03	216.713	216.713	216.713	216.713	216.713
Air and gas compressors and vacuum pumps.	11	4115	06/05	224.966	226.369	229.203	229.155	229.614
Air and gas compressors and vacuum pumps.	11	411501	06/05	224.966	226.369	229.203	229.155	229.614
Other pumps, including parts and attachments.	11	4119	12/83	350.203	351.395	353.555	353.847	353.847
Parts and attachments for pumps.	11	411911	12/83	415.561	419.920	428.371	428.371	428.371
All other pumps, including domestic sump, oil well, and oil field pumps.	11	411915	12/97	191.274	191.335	191.335	191.564	191.564
Oil-well and oil-field pumps.	11	4119153	12/09	121.900	127.234	127.234	127.659	127.659
Other pumps, except automotive circulating pumps, and measuring & dispensing pumps.	11	4119155	12/09	157.549	157.549	157.549	157.762	157.762

See footnotes at end of table.

Table 9. Producer price indexes for commodity and service groupings and individual items, not seasonally adjusted — Continued
 [September 2023, Index base 1982=100, unless otherwise indicated]

Title	Commodity code		Other index base	Unadjusted index ¹				
	Group code	Item code		May 2023	June 2023 ^P	July 2023 ^P	Aug. 2023 ^P	Sept. 2023 ^P
Elevators, escalators, and other lifts.....	11	42		210.381	212.131	212.131	212.066	212.066
Elevators and moving stairways.....	11	4201		202.157	204.135	204.135	204.135	204.135
Elevators and moving stairways.....	11	420112	12/03	176.624	178.352	178.352	178.352	178.352
Parts and attachments for elevators and moving stairs (sold separately)...	11	4202		254.971	254.971	254.971	254.446	254.446
Parts and attachments for elevators and moving stairs (sold separately).....	11	420221		254.971	254.971	254.971	254.446	254.446
Fluid power equipment.....	11	43		358.310	359.192	360.949	359.774	360.529
Fluid power pumps and parts.....	11	4301		288.993	288.964	289.952	290.132	292.628
Nonaerospace-type reciprocating fluid power pumps.....	11	430112	12/11	145.461	145.461	145.276	145.276	147.514
Nonaerospace-type fluid power motors.....	11	430115	12/11	151.188	151.188	151.188	151.789	152.031
Parts for fluid power pumps, motors, and hydrostatic transmissions.....	11	430119	12/11	129.187	129.117	129.181	129.221	130.651
Fluid power valves.....	11	4302		351.291	352.924	352.426	352.426	353.469
Fluid power valves.....	11	430201	12/82	342.706	344.299	343.813	343.813	344.831
Nonaerospace type hydraulic directional control valves.....	11	4302013	12/07	166.303	166.303	166.303	166.303	166.303
Nonaerospace type pneumatic directional control valves.....	11	4302015	12/07	166.846	168.694	168.791	168.791	168.791
Aerospace type fluid power valves.....	11	430201A	06/09	151.420	152.944	152.944	152.944	154.190
Fluid power cylinders, actuators, accumulators, cushions, & parts.....	11	4303		314.282	315.596	315.596	316.174	316.174
Non-aerospace hydraulic & all aerospace-type fluid power cylinders.....	11	430312	06/98	218.192	219.458	219.458	220.039	220.039
Non-aerospace pneumatic fluid power cylinders.....	11	430313	06/98	173.788	—	—	—	—
Parts for hydraulic & pneumatic cylinders and actuators.....	11	430315	06/98	275.581	275.776	275.776	275.776	275.776
Fluid power hose and tube fittings.....	11	4304		502.178	502.217	510.418	503.353	503.436
Fluid power hose and tube fittings.....	11	430406		502.178	502.217	510.418	503.353	503.436
Nonaerospace type flared (metal) fittings, couplings, and assemblies.....	11	4304062	06/09	144.276	144.276	144.276	145.950	145.950
Parts for fluid power valves.....	11	4305	06/91	236.142	237.993	237.993	237.993	238.097
Parts for fluid power valves.....	11	430501	06/91	236.142	237.993	237.993	237.993	238.097
Industrial material handling equipment.....	11	44		296.103	296.851	296.993	296.900	296.845
Conveying equipment, except parts and accessories.....	11	4402		290.481	290.518	290.297	290.297	290.353
Unit handling conveyors and conveying systems.....	11	440212	06/84	229.883	229.572	229.270	229.270	229.347
Unit handling gravity and trolley conveyors and conveying systems.....	11	4402122	06/09	129.703	129.703	129.703	129.703	129.586
All other unit handling conveyors, including tow, belt, roller, pneumatic, portable, etc.....	11	4402124	06/09	146.248	145.746	145.258	145.258	145.586
Bulk material handling conveyors and conveying systems.....	11	440216	06/84	314.347	315.031	315.031	315.031	315.031
Industrial trucks, trailers, and stackers.....	11	4403		284.059	285.629	285.985	285.998	285.877
Industrial trucks, tractors, mobile straddle carriers & cranes, & automatic stacking machines.....	11	44035	12/11	157.908	159.023	159.256	159.264	159.179
Work trucks with lifting & handling equipment, riding, electric, self-propelled.....	11	440353	06/02	230.083	230.307	230.307	230.307	230.307
Work trucks with lifting & handling equipment, non-riding electric or any non-electric.....	11	440356	06/02	190.780	190.881	190.935	190.950	190.828
Work trucks not fitted with lifting & handling equipment, electric or non-electric.....	11	440357	06/02	212.393	214.678	215.255	215.273	215.150
Bulk powered material moving equipment, dock boards, and metal pallets and skids.....	11	440358	06/02	205.763	207.384	207.384	207.384	207.161
Parts and attachments for industrial trucks and tractors.....	11	440378	12/86	361.066	361.029	361.194	361.194	361.194
Hoists, overhead cranes, and monorail systems.....	11	4404		356.949	358.275	358.929	358.929	358.929
Hoists and parts and attachments for hoists (sold separately).....	11	440481	12/84	335.304	337.686	337.686	337.686	337.686
Overhead traveling cranes and monorail systems, including parts and attachments sold separately.....	11	440485	12/84	337.334	337.227	338.580	338.580	338.580
Parts and accessories for conveyors and conveying systems.....	11	4406	09/18	138.957	138.318	138.318	137.738	137.619
Parts and accessories for unit handling conveyors and conveying systems.....	11	440601	06/84	296.563	296.803	296.803	296.803	296.079
Parts and accessories for bulk material handling conveyors and conveying systems.....	11	440602	06/84	500.839	497.075	497.075	493.855	493.855
Mechanical power transmission equipment.....	11	45		361.152	361.888	361.888	362.705	364.212
Speed changers, drives, gears.....	11	4501		360.796	361.453	361.453	361.453	361.453
Loose gear, pinions and racks.....	11	450108	12/83	262.862	262.862	262.862	262.862	262.862
Speed changers and industrial high speed drives & parts other than loose gearing.....	11	450117	12/03	210.864	211.593	211.593	211.593	211.593
Other power transmission equipment.....	11	4502	12/84	341.391	342.132	342.132	343.382	345.687
Mechanical power transmission equipment, excl. speed changers, drives, & gears.....	11	450212	12/03	226.068	226.453	226.453	227.458	228.806
Scales and balances.....	11	46		234.060	236.873	237.267	237.267	237.267
Vehicle and industrial scales.....	11	4611	12/91	202.651	205.929	206.161	206.161	206.161
Vehicle and industrial scales.....	11	461101	06/03	176.257	179.108	179.310	179.310	179.310
Motor truck and railroad track scales.....	11	4611011	12/10	154.792	154.792	154.792	154.792	154.792
Industrial scales (including automatic checkweigher and bulkweigher scales).....	11	4611012	12/10	174.079	174.982	175.834	175.834	175.834
Miscellaneous non-vehicle scales (crane, susp., tank, hopper, measuring dev, lab, bulk conveyer).....	11	4611013	12/10	140.681	150.987	150.987	150.987	150.987
Retail, commercial, household, and mailing scales and balances.....	11	4612	12/91	195.843	195.843	196.279	196.279	196.279
Retail, commercial, household, and mailing scales and balances.....	11	461201	06/03	179.773	179.773	180.174	180.174	180.174

See footnotes at end of table.

Table 9. Producer price indexes for commodity and service groupings and individual items, not seasonally adjusted — Continued
 [September 2023, Index base 1982=100, unless otherwise indicated]

Title	Commodity code		Other index base	Unadjusted index ¹				
	Group code	Item code		May 2023	June 2023 ^P	July 2023 ^P	Aug. 2023 ^P	Sept. 2023 ^P
Parts, attachments, and accessories for scales and balances.....	11	4613	12/91	272.696	273.447	274.478	274.478	274.478
Parts, attachments, and accessories for scales and balances.....	11	461301	06/03	266.475	267.209	268.216	268.216	268.216
Air purification equipment and industrial and commercial fans and blowers...	11	47		300.097	300.266	300.451	300.099	299.710
Fan, blower, air purification equipment.....	11	4701		300.097	300.266	300.451	300.099	299.710
Dust collection and other air purification equipment for cleaning incoming air.....	11	470143	12/83	256.755	257.150	257.580	256.760	255.855
Air filters for air-conditioners and furnaces, etc., of 2400 CFM or less, except parts.....	11	4701431	06/09	165.797	166.283	166.813	166.094	166.094
Other dust collection and air purification equipment, except parts.....	11	4701432	06/09	147.346	147.346	147.346	146.784	146.813
Parts for dust collection and air purification equipment.....	11	4701433	06/09	149.468	149.468	149.468	149.468	147.193
Industrial and commercial fans and blowers.....	11	470145	12/03	232.818	232.818	232.818	232.818	232.818
Centrifugal blower filter units, and classes I-IV centrifugal fans, except parts.....	11	4701452	06/09	191.481	191.481	191.481	191.481	191.481
Other centrifugal fans and blowers, except parts.....	11	4701453	06/09	186.063	186.063	186.063	186.063	186.063
Axial fans and industrial propeller fans, except parts.....	11	4701457	06/09	162.606	162.606	162.606	162.606	162.606
Power roof ventilators, except parts.....	11	4701458	06/09	162.155	162.155	162.155	162.155	162.155
Parts and accessories for fans and blowers.....	11	4701459	06/09	172.031	172.031	172.031	172.031	172.031
Air conditioning and refrigeration equip.....	11	48		292.748	291.540	292.284	292.828	293.515
Unitary air-conditioners, except air source heat pumps.....	11	4802		267.628	265.175	267.706	270.881	271.924
Unitary air-conditioners, except air source heat pumps.....	11	480222	06/97	218.223	216.222	218.286	220.875	221.725
Commercial refrigeration equipment.....	11	4803		407.690	406.543	406.543	406.543	406.543
Commercial refrigeration equipment.....	11	480331	06/97	264.241	263.497	263.497	263.497	263.497
All other miscellaneous refrigeration and air-conditioning equipment.....	11	4806		347.566	347.566	347.566	347.566	347.566
All other miscellaneous refrigeration and air-conditioning equipment.....	11	480631	06/97	240.687	240.687	240.687	240.687	240.687
Heat transfer equipment, including heat pumps.....	11	4807	12/11	171.859	171.304	171.453	170.334	171.325
Heat transfer equipment, except dehumidifiers.....	11	480732	12/03	250.902	249.935	250.195	248.247	247.682
Heat pumps.....	11	480734	12/09	141.801	141.801	141.801	141.801	148.518
Parts and accessories for air conditioning and heat transfer equipment.....	11	4809	12/89	266.830	266.206	265.276	265.228	265.280
Parts and accessories for air conditioning and heat transfer equipment.....	11	480901	12/89	266.830	266.206	265.276	265.228	265.280
Refrigeration condensing units.....	11	4815	01/19	158.583	158.583	158.583	158.583	158.583
Refrigeration condensing units.....	11	481511	01/19	158.583	158.583	158.583	158.583	158.583
Miscellaneous general purpose equipment.....	11	49		362.596	362.039	361.645	362.194	366.593
Metal valves, except fluid power.....	11	4902	12/82	433.968	434.902	434.695	437.968	437.967
Gates, globes, angles, and checks.....	11	490201	12/82	467.097	467.097	467.079	467.079	467.079
Gates, globes, angles, straightway (Y-type) checks, stop & check, 3- & 4-way, etc.....	11	4902011	06/09	165.843	165.843	165.843	165.843	165.843
Industrial valves for water works and municipal equipment.....	11	4902012	06/09	157.503	157.503	157.493	157.493	157.493
Industrial ball valves, incl. manual and power operated.....	11	490202	12/82	-	-	-	590.094	590.092
Industrial butterfly valves, incl. manual and power operated.....	11	490203	12/82	303.038	306.082	306.082	306.082	306.082
Industrial plug valves.....	11	490204	12/82	308.666	308.666	308.666	308.666	308.666
Plumbing and heating valves and specialties, except plumbers' brass goods.....	11	490205	12/82	393.357	393.357	389.833	-	-
Other industrial valves, including nuclear.....	11	490209	12/82	403.788	403.788	403.788	409.418	409.418
Automatic regulating and control valves.....	11	490211	12/98	248.875	249.107	249.107	249.107	249.107
Metal pipe fittings, flanges, and unions.....	11	4903	12/82	484.211	484.187	484.127	477.026	477.876
Metal pipe fittings, flanges, and unions.....	11	490301	12/82	484.211	484.187	484.127	477.026	477.876
Ball and roller bearings.....	11	4905		334.163	334.336	334.336	333.078	333.989
Ball bearings, complete, unmounted.....	11	490531	12/03	168.402	168.402	168.402	168.250	168.308
Mounted bearings, except plain.....	11	490534	06/83	470.064	470.807	470.807	470.807	478.805
Parts and components for ball and roller bearings, incl. balls and rollers.....	11	490535	06/83	199.288	200.222	200.222	193.038	196.484
Tapered roller bearings (including cups & cones), unmounted.....	11	490537	06/83	391.108	391.108	391.108	391.108	391.436
Other roller bearings, unmounted.....	11	490538	06/83	365.691	365.691	365.691	365.691	365.691
Industrial patterns.....	11	4907	12/84	201.412	208.965	208.965	208.965	208.965
Industrial patterns.....	11	490701	12/84	201.412	208.965	208.965	208.965	208.965
Filters and strainers.....	11	4908	12/84	311.397	311.397	309.932	310.420	341.246
Filters and strainers, except fluid power.....	11	490805	12/03	198.950	198.950	197.420	197.929	199.482
Industrial filters and strainers and reusable media, except fluid power.....	11	4908051	12/11	148.213	148.213	147.108	147.532	146.538
Nonreusable media for filters and strainers, except fluid power.....	11	4908052	12/11	137.093	137.093	137.093	137.093	152.560
Parts and accessories for filters and strainers, except fluid power.....	11	4908053	12/11	162.140	162.140	158.740	159.268	159.186
Other miscellaneous general purpose equipment.....	11	4911	12/84	258.245	255.439	255.107	256.103	255.621
Other miscellaneous general purpose equipment.....	11	491102	06/07	153.104	151.441	151.244	151.835	151.549
Electronic computers and computer equipment.....	11	5	02/23	98.078	96.573	96.366	97.798	97.651
Electronic computers.....	11	51	02/23	98.565	96.170	96.082	99.492	98.995
Electronic computers.....	11	5101	02/23	98.565	96.170	96.082	99.492	98.995
Personal computers and workstations (excluding portable computers)...	11	510114	02/23	100.255	99.726	99.159	99.147	99.014
Portable computers, laptops, tablets and other single user computers...	11	510115	02/23	97.348	97.092	97.161	96.976	97.071

See footnotes at end of table.

Table 9. Producer price indexes for commodity and service groupings and individual items, not seasonally adjusted — Continued
 [September 2023, Index base 1982=100, unless otherwise indicated]

Title	Commodity code		Other index base	Unadjusted index ¹				
	Group code	Item code		May 2023	June 2023 ^P	July 2023 ^P	Aug. 2023 ^P	Sept. 2023 ^P
Host computers, multiusers (mainframes, UNIX and PC servers).....	11	510116	02/23	96.810	93.902	93.864	97.886	97.313
Computer storage devices.....	11	52	12/04	48.181	47.073	46.657	46.657	46.732
Computer storage devices (except parts, attachments and accessories)...	11	5201	12/04	47.567	46.437	46.012	46.012	46.089
Computer storage devices (except parts, attachments and accessories).....	11	520101	12/04	47.567	46.437	46.012	46.012	46.089
Computer peripheral equipment and parts.....	11	54	12/98	84.781	84.781	84.905	85.253	85.253
Parts, attachments, and accessories for computer terminals and peripherals.....	11	5405	12/98	151.136	151.136	151.592	152.865	152.865
Parts, attachments, and accessories for computer terminals and peripherals.....	11	540501	12/98	151.136	151.136	151.592	152.865	152.865
Computer terminals (including POS and funds-transfer devices) and other computer peripherals.....	11	5406	06/99	62.195	62.195	62.194	62.194	62.194
Computer terminals (including POS and funds-transfer devices) and other computer peripherals.....	11	540602	06/07	65.012	65.012	65.011	65.011	65.011
Special industry machinery and equipment.....	11	6		278.685	278.663	278.158	278.220	278.292
Food products machinery.....	11	61		367.300	367.989	368.443	368.466	368.466
Dairy and milk products plant machinery and equipment.....	11	6101		351.301	357.480	358.030	358.030	358.030
Dairy and milk products plant machinery and equipment.....	11	610111	12/83	343.656	349.701	350.239	350.239	350.239
Commercial food products machinery (except packaging and cooking equipment).....	11	6104		319.922	319.922	320.329	320.329	320.329
Commercial food products machinery (except packaging and cooking equipment).....	11	610409	12/83	315.621	315.621	316.022	316.022	316.022
Industrial food products machinery for processing foods, beverages, & animal & fowl feed.....	11	6105	12/83	383.255	383.292	383.716	383.775	383.775
Industrial food products machinery for processing foods, beverages, & animal & fowl feed.....	11	610501	12/83	383.255	383.292	383.716	383.775	383.775
Other industrial food and feed machinery.....	11	6105012	12/12	143.560	143.523	144.025	144.025	144.025
Machinery for sorting, grading, and cleaning fruits, vegetables, eggs, and for processing meat.....	11	6105013	12/12	159.104	159.159	159.159	159.159	159.159
Parts and attachments for industrial food and feed products machinery.....	11	6105014	12/12	141.362	141.362	141.065	141.325	141.325
Textile machinery and equipment.....	11	62		185.571	185.571	185.571	185.571	185.571
Textile machinery (except parts, attachments, and accessories).....	11	6212	06/86	158.331	158.331	158.331	158.331	158.331
Textile machinery (except parts, attachments, and accessories).....	11	621201	06/86	158.331	158.331	158.331	158.331	158.331
Textile machinery parts and attachments.....	11	6277		202.872	202.872	202.872	202.872	202.872
Textile machinery parts and attachments.....	11	627701	06/86	182.071	182.071	182.071	182.071	182.071
Sawmill and woodworking machinery.....	11	63		308.734	308.972	309.520	309.130	309.658
Sawmill and woodworking machinery.....	11	6306	12/04	207.551	207.711	208.079	207.817	208.172
Sawmill and woodworking machinery, excluding parts and attachments (sold separately).....	11	630602	06/12	178.935	179.095	179.362	179.096	179.456
Parts, attachments, & accessories for sawmill & woodworking machinery.....	11	630603	06/12	163.622	163.635	164.185	164.185	164.185
Paper industries machinery.....	11	64	06/82	273.932	278.511	278.581	277.788	277.535
Paper industries machinery.....	11	6401	06/82	273.932	278.511	278.581	277.788	277.535
Paper industries machinery, excluding parts & attachments (sold separately).....	11	640114	12/03	146.352	149.826	149.826	149.826	149.826
Parts and attachments for paper industries machinery.....	11	640115	12/03	182.369	182.602	182.751	181.063	180.525
Printing trades machinery and equipment.....	11	65		180.418	179.869	180.068	181.071	180.204
Other printing machinery and equipment.....	11	6509	12/82	169.652	168.982	169.224	170.447	169.390
Other printing machinery and equipment, incl. pre-press preparation equipment & plates.....	11	650912	06/09	99.765	98.980	99.274	100.757	99.475
Parts, attachments, & accessories for printing trades machinery.....	11	650913	06/09	121.859	121.822	121.822	121.822	121.822
Other special industry machinery.....	11	66		260.668	259.554	258.210	258.294	258.285
Plastics and rubber working machinery.....	11	6603		230.529	230.529	230.308	230.308	230.259
Plastics working machinery and equipment, excluding patterns and molds, including parts.....	11	66039	09/15	106.634	106.634	106.532	106.532	106.509
Plasticworking machinery (excluding parts).....	11	660391	12/08	111.577	111.577	111.577	111.577	111.577
Parts for plasticworking machinery.....	11	660395	12/08	127.126	127.126	126.394	126.394	126.231
Miscellaneous special industry machinery.....	11	6606		255.098	253.833	252.345	252.440	252.439
Semiconductor manufacturing machinery and parts.....	11	660638	06/87	126.201	124.376	124.370	124.438	124.437
Packing, packaging, and bottling machinery and parts.....	11	67		367.384	370.110	370.110	370.110	370.110
Packing, packaging, and bottling machinery and parts.....	11	6705	06/06	179.531	180.864	180.864	180.864	180.864
Packing, packaging, and bottling machinery, excluding parts.....	11	670501	06/06	172.887	174.333	174.333	174.333	174.333
Parts for packing, packaging, and bottling machinery.....	11	670502	12/83	358.261	359.889	359.889	359.889	359.889
Service industry machinery and parts.....	11	68	06/82	317.412	317.607	317.657	317.715	318.085
Service industry machinery and parts.....	11	6801	06/82	317.412	317.607	317.657	317.715	318.085
Commercial cooking and food warming equipment (incl. parts).....	11	68013	12/03	230.717	230.717	230.717	230.717	230.717
Commercial cooking equipment incl. ranges, deep-fat fryers, etc. except electric.....	11	680131	12/11	187.456	187.456	187.456	187.456	187.456

See footnotes at end of table.

Table 9. Producer price indexes for commodity and service groupings and individual items, not seasonally adjusted — Continued
 [September 2023, Index base 1982=100, unless otherwise indicated]

Title	Commodity code		Other index base	Unadjusted index ¹				
	Group code	Item code		May 2023	June 2023 ^P	July 2023 ^P	Aug. 2023 ^P	Sept. 2023 ^P
Commercial electric cooking equipment, incl. ranges, deep-fat fryers, etc.....	11	680132	12/11	154.442	154.442	154.442	154.442	154.442
Parts and accessories for commercial cooking and food warming equipment.....	11	680133	12/11	147.230	147.230	147.230	147.230	147.230
Other service industry machinery, incl. electronic teaching mach. & auto. maintenance equipment.....	11	68014	05/23	100.000	100.082	100.103	100.127	100.282
Coin-operated machines and mechanisms (incl. parts).....	11	680141	05/18	104.766	104.766	104.766	104.766	104.766
Commercial laundry and drycleaning machinery products (incl. parts)...	11	680143	06/03	198.962	198.962	198.962	198.962	198.962
Commercial and industrial floor & carpet cleaning machines, ex. vacuum cleaners (incl. parts).....	11	680145	09/16	140.232	140.947	141.934	141.934	141.657
Electronic teaching machines, teaching aids, etc., (incl. kits and parts)...	11	680147	09/16	104.281	104.281	104.281	104.281	104.281
All other parts and attachments for service industry equipment.....	11	680148	12/11	135.257	135.687	135.687	135.687	136.046
Other service industry equipment.....	11	680149	09/16	132.502	132.647	132.655	132.713	133.073
Electrical machinery and equipment.....	11	7		133.386	133.724	133.979	134.260	134.234
Wiring devices.....	11	71		368.645	368.759	365.800	367.647	367.927
Current-carrying wiring devices.....	11	7101		262.071	264.777	264.672	267.647	268.357
Current-carrying switches for electrical circuitry (including vehicular switches).....	11	710143	12/99	183.478	183.512	183.614	183.728	183.374
Current-carrying wire connectors for electrical circuitry.....	11	710144	12/99	181.468	175.342	174.472	179.077	179.151
Current-carrying wiring devices n.e.c.....	11	710147	06/06	185.889	191.454	191.587	193.639	194.657
Noncurrent-carrying wiring devices.....	11	7102		511.381	506.685	498.883	498.371	497.818
Noncurrent-carrying electrical conduit and conduit fittings, incl. plastic conduit & fittings.....	11	710216	12/04	270.790	265.539	255.738	255.287	253.795
Other noncurrent-carrying wiring devices and supplies (boxes, covers, bar hangers, etc.).....	11	710217	12/04	206.637	207.480	207.236	206.955	208.815
Porcelain, steatite, and other ceramic electrical products.....	11	710252	12/03	192.290	190.748	194.150	194.150	194.150
Integrating and measuring instruments.....	11	72		183.321	183.260	183.537	183.533	183.646
Test equipment for electrical, radio, & communication circuits & motors...	11	7205	12/83	172.971	172.913	173.175	173.171	173.277
Test equipment for electrical, radio, & communication circuits & motors.....	11	720501		182.252	182.191	182.466	182.462	182.574
Motors, generators, motor generator sets.....	11	73		284.665	284.742	288.682	291.485	291.977
Fractional horsepower motors and generators.....	11	7303	06/83	215.465	216.136	216.136	216.634	216.634
Fractional horsepower motors and generators.....	11	730312	12/99	162.114	162.619	162.619	162.993	162.993
Integral horsepower motors and generators (excluding land transportation types).....	11	7304	06/83	407.349	407.349	407.349	407.349	407.349
Integral horsepower motors and generators (excluding land transportation types).....	11	730405	12/99	283.635	283.635	283.635	283.635	283.635
Parts and supplies for motors and generators.....	11	7309	06/83	313.106	313.106	314.530	322.994	324.635
Parts and supplies for motors and generators.....	11	730901	06/83	313.106	313.106	314.530	322.994	324.635
Other motors and generators.....	11	7311	06/06	151.909	151.909	156.197	157.937	158.229
Other motors and generators.....	11	731101	06/06	151.909	151.909	156.197	157.937	158.229
Prime mover generator sets, except steam & hydraulic turbine.....	11	7311012	12/14	129.285	129.285	136.706	137.117	137.550
Transformers and power regulators.....	11	74		381.031	380.172	381.940	383.584	383.584
Power and distribution transformers, except parts.....	11	7409	12/99	333.191	332.283	334.153	334.153	334.153
Other transformers and parts for transformers.....	11	7411	12/99	220.554	220.554	220.554	226.047	226.047
Switchgear, switchboard, industrial controls equipment.....	11	75		317.628	321.109	322.409	323.612	323.965
Industrial controls and related parts and accessories.....	11	7507		305.625	310.301	311.293	311.293	311.293
Industrial controls and related parts and accessories.....	11	750799	06/85	290.876	295.327	296.271	296.271	296.271
General-purpose industrial controls.....	11	7507991	06/11	156.528	159.804	160.641	160.641	160.641
Parts for industrial controls and motor-control accessories.....	11	7507992	06/11	141.782	142.167	142.167	142.167	142.167
Specific-purpose industrial controls.....	11	7507993	06/11	133.607	134.680	134.682	134.682	134.682
Switchgear and switchboard apparatus.....	11	7522	06/05	184.279	185.779	186.635	187.786	188.123
Switchgear and switchboard apparatus.....	11	752201	06/05	184.279	185.779	186.635	187.786	188.123
Low voltage panelboards and distribution boards, 1000 volts or less..	11	7522013	12/07	151.885	151.885	151.885	151.885	151.885
Switchgear, except relays and ducts.....	11	752201A	12/07	181.095	183.779	185.104	186.923	187.483
Communications and related equipment and miscellaneous electronic systems & equipment.....	11	76	12/85	131.101	131.423	131.325	131.689	131.706
Telephone and wireline data networking equipment.....	11	7601	12/85	89.502	92.822	92.024	92.603	92.603
Other communications and related equipment, including broadcast and wireless.....	11	7603	06/13	109.541	109.513	109.289	109.280	109.322
Broadcast, studio, and related electronic equipment.....	11	760301	12/85	120.210	119.939	120.088	119.945	120.496
Radio station and wireless communication equipment.....	11	760302	12/85	101.361	101.361	100.955	100.955	100.955
Radio station equipment.....	11	7603022	06/13	116.063	116.063	116.063	116.063	116.063
Other broadcast and wireless communications systems and equipment.....	11	7603023	06/13	113.940	113.940	113.399	113.399	113.399
Intercommunications, alarm and traffic control systems.....	11	760303	12/85	161.655	161.557	162.638	162.638	162.685
Alarm systems, including electric sirens and horns.....	11	7603031	06/08	130.300	130.300	131.687	131.687	131.687
Intercommunications systems, including inductive paging systems....	11	7603033	06/08	153.405	153.405	153.405	153.405	154.723
Electronic systems and equipment, n.e.c.....	11	7605	12/03	147.708	147.713	148.765	148.298	148.298
Electronic systems and equipment, n.e.c.....	11	760512	12/03	147.708	147.713	148.765	148.298	148.298

See footnotes at end of table.

Table 9. Producer price indexes for commodity and service groupings and individual items, not seasonally adjusted — Continued
 [September 2023, Index base 1982=100, unless otherwise indicated]

Title	Commodity code		Other index base	Unadjusted index ¹				
	Group code	Item code		May 2023	June 2023 ^P	July 2023 ^P	Aug. 2023 ^P	Sept. 2023 ^P
Search, detection, navigation & guidance systems and equipment.	11	7606	06/04	161.390	161.491	161.491	162.290	162.290
Search, detection, navigation & guidance systems and equipment.	11	760613	06/04	161.390	161.491	161.491	162.290	162.290
Electric lamp bulbs, tubes, and components.	11	77		102.673	107.387	107.387	107.387	108.000
Electric lamp bulbs, tubes, and components.	11	7704	12/04	79.219	82.856	82.856	82.856	83.329
Electric lamp bulbs, tubes, and components.	11	770401	12/04	79.219	82.856	82.856	82.856	83.329
Electronic components and accessories.	11	78		67.382	67.522	67.614	67.659	67.546
Relays for electronic circuitry, industrial control overload, and switchgear type.	11	7821		283.411	283.411	283.411	283.411	283.411
Relays for electronic circuitry, industrial control overload, and switchgear type.	11	782119	06/90	210.708	210.708	210.708	210.708	210.708
Switches, mechanical, for electronic circuitry.	11	7822	06/82	264.379	264.379	266.947	266.947	266.947
Switches, mechanical, for electronic circuitry.	11	782299	06/82	264.379	264.379	266.947	266.947	266.947
Connectors for electronic circuitry.	11	7824		252.521	251.457	252.350	252.362	252.385
Connectors for electronic circuitry.	11	782481	12/11	145.863	145.249	145.765	145.772	145.785
Filters, crystals, and transducers.	11	7828	06/82	116.642	116.642	116.642	116.642	116.642
Filters, crystals, and transducers.	11	782890	06/82	116.642	116.642	116.642	116.642	116.642
Crystal, filter, piezoelectric, and other related electronic devices (exc. microwave filters).	11	7828901	06/82	121.188	121.188	121.188	121.188	121.188
Integrated microcircuits.	11	7839	06/05	32.984	33.108	32.557	32.588	32.384
Integrated microcircuits.	11	783911	06/05	32.984	33.108	32.557	32.588	32.384
Other semiconductor and related devices.	11	7847	06/05	75.827	75.827	77.403	77.403	77.403
Other semiconductor devices, including parts (such as chips, wafers and heat sinks).	11	784711	06/05	73.869	73.869	75.404	75.404	75.404
Bare printed circuit boards.	11	7849	12/00	122.590	124.346	124.346	124.570	124.570
Bare printed circuit boards.	11	784901	06/82	128.250	130.087	130.087	130.322	130.322
Electronic coils, transformers, and other inductors.	11	7853	06/82	246.110	246.756	246.756	246.756	246.756
Electronic coils, transformers, and other inductors.	11	785399	06/00	168.948	169.391	169.391	169.391	169.391
Capacitors and resistors for electronic circuitry.	11	7854	12/22	100.586	100.586	100.586	100.586	100.586
Capacitors for electronic circuitry.	11	785411	12/02	187.740	187.740	187.740	187.740	187.740
Microwave components, electron tubes, and other electronic components, n.e.c.	11	7856	06/00	172.038	172.629	174.188	174.602	174.767
Printed circuit assemblies, loaded boards, modules and consumer external modems.	11	7861	06/82	81.092	81.152	81.371	81.371	81.371
Printed circuit assemblies, loaded boards, modules and consumer external modems.	11	786199	06/82	81.092	81.152	81.371	81.371	81.371
Miscellaneous electrical machinery and equipment.	11	79		137.236	137.410	138.330	138.349	138.333
Storage batteries.	11	7901		244.762	245.053	244.718	244.718	244.718
Storage batteries, lead acid type, BCI dimensional group 8D or smaller.	11	790103	12/84	259.505	259.505	258.944	258.944	258.944
Storage batteries, lead acid type, larger than BCI dimensional group 8D.	11	790104	12/84	313.956	316.396	316.396	316.396	316.396
Storage batteries (excluding lead acid), including parts for all storage batteries.	11	790105	12/84	259.130	259.130	259.130	259.130	259.130
Primary batteries.	11	7902		232.792	234.443	234.798	235.275	235.529
Primary batteries.	11	790229	12/03	150.987	152.058	152.288	152.598	152.762
Carbon and graphite products.	11	7903		229.223	229.210	229.846	229.911	229.400
X-ray and electromedical equipment.	11	7905		92.072	92.072	93.040	93.041	93.041
Irradiation equipment.	11	790512	06/85	125.822	125.822	125.822	125.822	125.822
Electromedical equipment, including diagnostic, therapeutic and patient monitoring equipment.	11	790541	06/09	101.819	101.819	103.299	103.300	103.301
Miscellaneous electrical industrial apparatus.	11	7929	12/85	184.395	186.174	185.459	185.459	185.459
Rectifying apparatus.	11	792902	12/85	208.790	208.790	208.790	208.790	208.790
Other electrical equipment for industrial use, except for electronic circuitry.	11	792904	12/03	157.551	159.709	158.842	158.842	158.842
All other electrical equipment and components, except industrial.	11	7939	12/06	133.113	133.114	133.114	134.303	134.303
All other electrical equipment and components, except industrial.	11	793901	12/06	133.113	133.114	133.114	134.303	134.303
Miscellaneous instruments.	11	8		246.812	247.229	247.960	249.089	248.647
Automatic environmental controls for monitoring residential, commercial, and appliance use.	11	81		216.114	216.359	216.359	217.085	217.085
Automatic environmental controls for monitoring residential, commercial, and appliance use.	11	8105	12/03	149.030	149.199	149.199	149.700	149.700
Automatic environmental controls for monitoring residential, commercial, and appliance use.	11	810501	12/03	149.030	149.199	149.199	149.700	149.700
Industrial process control instruments.	11	82	06/83	285.587	287.280	286.567	288.386	288.497
Industrial process control instruments.	11	8201	06/83	285.587	287.280	286.567	288.386	288.497
Industrial process control instruments.	11	820171	12/03	172.963	173.988	173.556	174.658	174.725
Fluid meters and counting devices.	11	84	12/85	246.873	248.219	249.623	249.589	241.695
Fluid meters and counting devices.	11	8401	12/85	246.873	248.219	249.623	249.589	241.695
Engineering and scientific instruments.	11	85	12/85	281.142	281.142	285.253	287.085	287.085
Aeronautical, nautical, and navigational instruments.	11	8501	12/85	315.235	315.235	320.870	323.381	323.381

See footnotes at end of table.

Table 9. Producer price indexes for commodity and service groupings and individual items, not seasonally adjusted — Continued
 [September 2023, Index base 1982=100, unless otherwise indicated]

Title	Commodity code		Other index base	Unadjusted index ¹				
	Group code	Item code		May 2023	June 2023 ^P	July 2023 ^P	Aug. 2023 ^P	Sept. 2023 ^P
Aeronautical, nautical, and navigational instruments.....	11	850111	12/85	315.235	315.235	320.870	323.381	323.381
Hospital beds and specialized hospital furniture.....	11	8504	12/11	140.856	140.856	140.856	140.856	140.856
Hospital beds and specialized hospital furniture.....	11	850404	12/11	140.856	140.856	140.856	140.856	140.856
Measuring instruments and lenses.....	11	86	12/85	171.660	171.659	171.060	171.410	171.853
Sighting, tracking, and fire-control equipment, optical type.....	11	8601	12/85	143.048	141.109	137.818	140.800	140.800
Sighting, tracking, and fire-control equipment, optical type.....	11	860111	12/85	143.048	141.109	137.818	140.800	140.800
All other miscellaneous optical instruments and lenses.....	11	8602	12/85	146.512	146.732	147.353	148.148	148.078
All other miscellaneous optical instruments and lenses.....	11	860211	12/85	146.512	146.732	147.353	148.148	148.078
Laboratory analytical instruments.....	11	8603	12/85	182.967	183.135	182.547	182.493	183.114
Laboratory analytical instruments.....	11	860311	12/85	182.967	183.135	182.547	182.493	183.114
Measuring & controlling devices, n.e.c.....	11	89	06/85	196.869	197.073	197.917	199.372	199.533
Aircraft engine instruments.....	11	8901	06/85	179.693	183.801	190.644	190.644	190.991
Aircraft engine instruments.....	11	890199	06/85	179.693	183.801	190.644	190.644	190.991
Nuclear radiation detection & monitoring instruments.....	11	8904	06/85	247.588	248.577	248.577	248.577	248.577
Nuclear radiation detection & monitoring instruments.....	11	890499	06/85	247.588	248.577	248.577	248.577	248.577
Physical properties and kinematic testing equipment.....	11	8905	06/04	135.313	135.317	135.317	135.700	135.700
Physical properties and kinematic testing equipment.....	11	890599	06/04	135.313	135.317	135.317	135.700	135.700
Commercial, geophysical, meteorological, surveying, drafting & general-purpose instruments.....	11	8906	06/04	136.419	135.559	135.559	138.230	138.496
Commercial, geophysical, meteorological & general-purpose instruments.....	11	890699	06/04	136.419	135.559	135.559	138.230	138.496
Miscellaneous machinery.....	11	9		214.320	214.468	215.343	215.933	216.049
Oil field and gas field machinery.....	11	91		250.632	250.632	250.632	250.632	251.350
Oil and gas field drilling, surveying, and cementing machinery (except parts sold separately).....	11	9102		262.037	262.037	262.037	262.037	262.037
Oil and gas field drilling, surveying, and cementing machinery (except parts sold separately).....	11	910201	09/20	111.579	111.579	111.579	111.579	111.579
Oil field and gas field production machinery (except pumps and parts sold separately).....	11	9104		227.928	227.928	227.928	227.928	230.300
Oil field and gas field production machinery (except pumps and parts sold separately).....	11	910456	12/03	187.270	187.270	187.270	187.270	189.219
Parts and attachments for oil and gas field machinery and equipment.....	11	9106	12/10	132.095	132.095	132.095	132.095	132.095
Parts and attachments for oil and gas field drilling machinery and equipment.....	11	910602	12/10	132.857	132.857	132.857	-	-
Parts and attachments for oil and gas field production machinery and equipment.....	11	910604	12/10	131.985	131.985	131.985	131.985	131.985
Mining machinery and equipment.....	11	92		416.819	417.007	418.299	418.299	418.299
Mining machinery and equipment (except parts sold separately).....	11	9207	09/19	141.535	141.535	142.105	142.105	142.105
Underground mining machinery (except parts sold separately).....	11	920701	12/03	296.626	296.626	296.626	-	-
Crushing, pulverizing, & screening machinery (except parts sold separately).....	11	920702	12/03	249.314	249.314	249.314	249.314	249.314
Drills and other mining machinery (except parts sold separately).....	11	920703	12/03	242.144	242.144	245.316	-	-
Mineral processing & beneficiation machinery (except parts sold separately).....	11	920704	12/03	271.465	271.467	271.467	271.467	271.467
Parts and attachments for mining machinery and equipment (sold separately).....	11	9253		325.392	326.030	326.030	326.030	326.030
Parts and attachments for mining machinery and equipment (sold separately).....	11	925303	12/03	234.383	234.842	234.842	234.842	234.842
Internal combustion engines.....	11	94		194.932	195.127	198.671	198.692	198.478
Diesel, semidiesel, and dual-fuel engines (except automotive).....	11	9407	12/82	212.152	213.420	225.271	225.271	225.271
Diesel, semidiesel, and dual-fuel engines (except automotive).....	11	940725	12/00	162.690	163.663	172.750	172.750	172.750
Diesel, semidiesel, and dual-fuel engines for automobiles, trucks, and buses.....	11	9408	12/82	167.190	167.190	167.190	167.190	167.190
Diesel, semidiesel, and dual-fuel engines for automobiles, trucks, and buses.....	11	940811	12/82	167.190	167.190	167.190	167.190	167.190
Parts & accessories for internal combustion engines, ex. aircraft & gasoline automotive engines.....	11	9413		246.234	246.234	246.194	246.194	246.194
Parts & accessories for internal combustion engines, ex. aircraft & gasoline automotive engines.....	11	941301		246.234	246.234	246.194	246.194	246.194
Machine shop products.....	11	95		221.565	221.896	222.224	222.336	222.336
Machine shop products.....	11	9505	06/84	200.719	201.019	201.316	201.418	201.418
Machine shop job work and job order repairs.....	11	950501	06/84	200.719	201.019	201.316	201.418	201.418
Turbines and turbine generator sets.....	11	97	06/87	267.598	267.025	262.893	269.378	270.581
Turbines and turbine generator sets (excluding parts).....	11	9701	06/87	267.598	267.025	262.893	269.378	270.581
Steam, gas, and other turbines and turbine generators.....	11	970103	06/11	111.244	111.400	110.071	112.098	112.521
Parts & accessories for turbines, turbine generators, and turbine generator sets.....	11	98	09/15	121.136	121.136	121.226	121.226	121.226
Parts & accessories for turbines, turbine generators, and turbine generator sets.....	11	9801	09/15	121.136	121.136	121.226	121.226	121.226
Parts & accessories for turbines, turbine generators, and turbine generator sets.....	11	980101	09/15	121.136	121.136	121.226	121.226	121.226

See footnotes at end of table.

Table 9. Producer price indexes for commodity and service groupings and individual items, not seasonally adjusted — Continued
 [September 2023, Index base 1982=100, unless otherwise indicated]

Title	Commodity code		Other index base	Unadjusted index ¹				
	Group code	Item code		May 2023	June 2023 ^P	July 2023 ^P	Aug. 2023 ^P	Sept. 2023 ^P
Furniture and household durables.....	12	—		218.269	218.309	218.538	218.947	219.373
Household furniture.....	12	1		273.780	274.692	275.367	275.437	274.931
Metal household furniture.....	12	11		214.393	214.999	215.093	215.220	214.831
Metal household furniture.....	12	1101		214.393	214.999	215.093	215.220	214.831
Metal household dining room and kitchen furniture.....	12	110102	06/84	259.406	263.837	264.524	265.460	262.606
Other metal household furniture.....	12	110104	06/84	191.013	191.013	191.013	191.013	191.013
Metal household furniture, beds, nonupholstered.....	12	1101041	12/11	133.150	133.150	133.150	133.150	133.150
Wood household furniture (nonupholstered).....	12	12		307.629	316.717	323.331	323.509	323.509
Wood household furniture (nonupholstered).....	12	1206	12/22	101.788	104.795	106.983	107.042	107.042
Wood living room furniture (nonupholstered).....	12	120602	12/04	164.744	166.155	166.838	166.838	166.838
Wood dining room, outdoor, and ready-to-assemble furniture (nonupholstered).....	12	120603	12/22	104.983	108.668	109.326	109.493	109.493
Wood bedroom furniture, including infants' and children's, (nonupholstered).....	12	120605	12/04	162.938	163.474	163.629	163.629	163.629
Upholstered household furniture.....	12	13		261.041	261.141	261.141	261.432	261.337
Upholstered household furniture.....	12	1301		261.041	261.141	261.141	261.432	261.337
Dual purpose sleep furniture, incl. convertible sofa.....	12	130123	06/83	218.531	218.531	218.531	218.531	218.531
Upholstered household furniture.....	12	130141	06/05	165.995	166.073	166.073	166.297	166.224
Upholstered household davenports, sofas, loveseats, and settees.....	12	1301411	12/11	144.969	144.969	144.969	144.969	144.905
Upholstered household sectional sofa pieces.....	12	1301412	12/11	136.258	136.258	136.258	136.770	136.738
Upholstered household rocking chairs, including swivel rockers.....	12	1301413	12/11	142.639	142.639	142.639	142.639	142.618
Other upholstered household furniture, including custom.....	12	1301415	12/11	156.225	156.731	156.731	157.299	157.138
Bedding.....	12	14		237.629	237.792	237.820	237.519	236.261
Bedding.....	12	1401		237.629	237.792	237.820	237.519	236.261
Innerspring mattresses, excluding crib size.....	12	140104	12/95	219.446	219.959	219.927	222.043	219.398
Mattress foundations.....	12	140107	12/11	138.998	138.472	139.013	139.042	136.226
Mattresses, other types, including crib, foam, waterbed mattresses and mattress inserts.....	12	140114	06/83	253.369	253.369	253.369	253.556	253.556
Sleep system ensembles and mattresses, excluding conventional waterbeds.....	12	140122	12/95	162.620	162.620	162.620	140.114	140.114
Mattress and foundation sets.....	12	140134	12/03	140.778	140.778	140.778	140.778	140.778
Metal porch, lawn, outdoor & casual furniture.....	12	15		373.337	366.795	366.795	366.795	366.795
Porch and lawn furniture.....	12	1501		373.337	366.795	366.795	366.795	366.795
Metal porch, lawn, outdoor & casual furniture.....	12	150112	06/84	371.334	364.826	364.826	364.826	364.826
Nonupholstered household furniture, except wood and metal.....	12	16	12/85	148.071	148.071	148.071	—	—
Nonupholstered household furniture, except wood and metal.....	12	1601	12/85	148.071	148.071	148.071	—	—
Nonupholstered household furniture, except wood and metal.....	12	160101	12/85	148.071	148.071	148.071	—	—
Commercial furniture.....	12	2		309.607	308.882	310.895	309.893	310.398
Wood office furniture and store fixtures.....	12	21		296.769	296.663	301.275	301.237	301.173
Wood office furniture and store fixtures.....	12	2101		296.769	296.663	301.275	301.237	301.173
Wood office seating, including upholstered.....	12	210112	06/85	258.535	258.535	261.243	261.243	261.243
Wood office desks and extensions.....	12	210113	06/85	324.026	326.161	326.161	326.161	326.161
Wood office files, storage units, and tables.....	12	210114	06/85	286.590	287.597	287.597	287.597	287.597
Wood office furniture, other types (incl. panel/desk systems).....	12	210116	06/85	229.279	229.279	229.279	229.279	229.279
Fixtures for stores, banks and offices.....	12	210161	12/83	294.622	294.334	299.650	299.605	299.529
Custom architectural woodwork, millwork, and fixtures.....	12	2101611	06/08	146.443	146.443	149.593	149.898	149.898
Wood lockers, partitions, and shelving (except custom).....	12	2101612	06/08	161.664	158.289	160.242	157.979	159.293
Wood furniture dimensions and nonwood furniture parts and frames..	12	2101615	12/11	204.925	205.591	210.533	206.350	203.329
Nonwood furniture and store fixtures.....	12	22		306.270	304.755	304.660	302.577	303.459
Nonwood commercial storage units, files, and tables.....	12	2202		309.631	311.058	315.037	315.756	313.813
Nonwood commercial storage units, files, and tables.....	12	220202	06/95	222.399	223.424	226.282	226.799	225.403
Nonwood commercial furniture.....	12	2203		311.944	311.843	311.732	310.031	309.609
Nonwood commercial desks and extensions.....	12	220321		—	373.283	372.779	372.779	373.169
Nonwood office seating.....	12	220325		239.027	239.027	238.913	238.913	238.913
Nonwood office furniture panel systems, and other nonwood office furniture.....	12	220326	06/95	227.637	227.487	227.472	225.002	224.342
Nonwood partitions and fixtures.....	12	2204	12/83	284.255	280.410	279.022	275.743	278.836
Storage racks and accessories, except wood.....	12	220407	12/83	270.263	265.254	259.415	246.549	246.549
Fixtures (bank, office, and store) except wood.....	12	220409	12/83	286.847	284.856	284.856	284.856	283.899
Public building furniture.....	12	23	12/84	316.407	316.407	316.407	316.845	317.133
Public building furniture.....	12	2301	12/84	316.407	316.407	316.407	316.845	317.133
School furniture (except stone and concrete), excluding library furniture.....	12	230101	12/84	374.656	374.656	374.656	376.188	377.153
Public building and related furniture, excluding school & restaurant furniture.....	12	230102	12/84	305.294	305.294	305.294	305.294	305.312
Commercial furniture and fixtures, n.e.c.....	12	24	12/85	285.108	285.231	287.393	286.443	287.837
Commercial furniture and fixtures, n.e.c.....	12	2401	12/85	285.108	285.231	287.393	286.443	287.837

See footnotes at end of table.

Table 9. Producer price indexes for commodity and service groupings and individual items, not seasonally adjusted — Continued
 [September 2023, Index base 1982=100, unless otherwise indicated]

Title	Commodity code		Other index base	Unadjusted index ¹				
	Group code	Item code		May 2023	June 2023 ^P	July 2023 ^P	Aug. 2023 ^P	Sept. 2023 ^P
Bar, bowling center, cafeteria, and restaurant furniture.....	12	240104	12/10	176.637	176.629	176.660	176.527	178.090
Other commercial and institutional furniture and fixtures, n.e.c.....	12	240108	12/10	163.419	163.526	165.348	164.600	165.088
Floor coverings.....	12	3		212.485	211.598	211.345	214.295	214.295
Carpets and rugs.....	12	31		206.405	205.397	205.111	208.458	208.458
Carpet and rugs.....	12	3101		209.589	208.566	208.275	211.674	211.674
Carpet and rugs.....	12	310101		209.589	208.566	208.275	211.674	211.674
Resilient floor coverings.....	12	32		262.289	262.289	262.289	262.289	262.289
Resilient floor coverings.....	12	3201		262.289	262.289	262.289	262.289	262.289
Resilient floor coverings.....	12	320170	12/11	117.936	117.936	117.936	117.936	117.936
Household appliances.....	12	4		149.601	149.475	148.992	150.497	150.587
Major appliances.....	12	41		144.369	144.233	143.681	145.404	145.505
Household cooking appliances.....	12	4101		156.613	155.936	155.175	159.958	161.599
Electric household ranges, ovens (including microwave), surface cooking units, and equipment.....	12	410105	12/02	158.684	155.484	154.695	157.051	155.984
Gas household ranges, ovens, surface cooking units and equipment. ..	12	410139	12/02	146.091	146.286	145.285	151.328	152.307
Other household ranges and cooking equipment, including outdoor equipment.....	12	410169	12/02	190.216	191.677	191.137	198.259	204.528
Household refrigeration equipment.....	12	4103		122.199	121.957	121.641	119.917	119.620
Household refrigerators, including refrigerator-freezer combinations.....	12	410329	12/02	132.205	131.870	131.107	129.372	129.123
Other major household appliances including room air-conditioners.....	12	4104		175.399	176.504	175.937	176.654	174.011
Room air-conditioners.....	12	410445		231.180	233.361	233.361	233.361	233.361
Household vacuum cleaners, including parts and attachments.....	12	43		128.102	128.517	128.517	128.517	128.517
Household vacuum cleaners and other floor care machines (including parts and attachments).....	12	4301		120.175	120.565	120.565	120.565	120.565
Household vacuum cleaners and other floor care machines (including parts and attachments).....	12	430114	06/07	131.097	131.522	131.522	131.522	131.522
Electric housewares and fans.....	12	44		146.755	146.563	146.545	146.557	146.572
Parts and attachments for small electric household appliances, including fan parts.....	12	4403	12/82	197.705	197.705	197.705	197.435	197.435
Parts and attachments for small electric household appliances, including fan parts.....	12	440311	12/82	197.705	197.705	197.705	197.435	197.435
Small electric household appliances, including fans.....	12	4404	05/21	117.037	116.883	116.869	116.879	116.892
Small electric household appliances, including fans.....	12	440401	05/21	117.037	116.883	116.869	116.879	116.892
Portable residential lighting fixtures, including parts and accessories.....	12	45		295.446	295.452	295.452	295.457	295.462
Portable residential lighting fixtures, including parts and accessories.....	12	4501		295.446	295.452	295.452	295.457	295.462
Portable residential lighting fixtures, including parts and accessories.....	12	450135	06/98	199.130	199.134	199.134	199.137	199.141
Home electronic equipment.....	12	5		62.278	62.278	62.278	62.278	62.278
Speakers and commercial sound equipment.....	12	57	12/03	137.664	137.664	137.664	137.664	137.664
Speakers and commercial sound equipment.....	12	5707	12/03	137.664	137.664	137.664	137.664	137.664
Speakers and commercial sound equipment.....	12	570708	12/03	137.664	137.664	137.664	137.664	137.664
Other home electronic equipment.....	12	58	06/04	114.837	114.837	114.837	114.837	114.837
Other home electronic equipment, including television receivers and automotive A/V equipment.....	12	5803	01/17	119.037	119.037	119.037	119.037	119.037
All other consumer audio and video equipment, excluding TV receivers and automotive A/V equip.....	12	580301	06/04	105.704	105.704	105.704	105.704	105.704
Other household durable goods.....	12	6		242.171	243.289	242.142	241.037	244.139
Vitreous china, fine earthenware, and other pottery products.....	12	61		330.018	330.018	328.166	328.166	328.166
Vitreous china, porcelain, and earthenware table and kitchenware and other pottery products.....	12	6101		329.972	329.972	328.119	328.119	328.119
Vitreous china, porcelain, and earthenware (semivitreous) table and kitchenware.....	12	610104	06/08	142.412	142.412	136.610	136.610	136.610
All other pottery products (including china decorated for the trade).....	12	610105	06/08	164.126	164.126	164.126	164.126	164.126
Mirrors (decorated and undecorated).....	12	65		212.942	219.038	214.318	208.269	224.871
Mirrors (decorated and undecorated), made from purchased glass.....	12	6501		212.942	219.038	214.318	208.269	224.871
Mirrors (decorated and undecorated), made from purchased glass.....	12	650104	12/04	137.168	141.095	138.054	134.158	144.852
Lawn/garden equipment.....	12	66		179.525	179.490	179.482	179.525	179.525
Parts and attachments for consumer lawn, garden, and snow equipment.....	12	6605	12/82	229.530	229.530	230.606	231.175	231.175
Parts and attachments for consumer lawn, garden, and snow equipment.....	12	660503	06/03	155.084	155.084	155.811	156.195	156.195
Consumer lawn, garden, and snow equipment.....	12	6607	05/18	119.736	119.710	119.644	119.644	119.644
Consumer lawn, garden, and snow equipment.....	12	660701	05/18	119.736	119.710	119.644	119.644	119.644
Consumer riding lawn, garden, and snow equipment.....	12	6607011	06/03	133.429	133.429	133.429	133.429	133.429
Consumer nonriding lawn, garden, and snow equipment.....	12	6607012	06/03	129.409	129.352	129.202	129.202	129.202
Cutlery, flatware (except precious), razors and razor blades.....	12	67		278.274	278.274	275.732	275.732	275.732
Cutlery, flatware (except precious), razors and razor blades.....	12	6701		278.274	278.274	275.732	275.732	275.732

See footnotes at end of table.

Table 9. Producer price indexes for commodity and service groupings and individual items, not seasonally adjusted — Continued
 [September 2023, Index base 1982=100, unless otherwise indicated]

Title	Commodity code		Other index base	Unadjusted index ¹				
	Group code	Item code		May 2023	June 2023 ^P	July 2023 ^P	Aug. 2023 ^P	Sept. 2023 ^P
Cutlery, scissors, shears, trimmers, and snips.....	12	670141	12/83	292.868	292.868	286.949	286.949	286.949
Metal kitchen utensil, pots, and pans.....	12	68		308.923	308.923	308.923	308.923	308.923
Metal kitchen utensil, pots, and pans.....	12	6801		308.923	308.923	308.923	308.923	308.923
Stamped and spun kitchen utensils, aluminum.....	12	680101		291.971	291.971	291.971	291.971	—
Window shades, blinds, and accessories.....	12	69	06/84	295.877	295.877	295.876	295.875	295.875
Window shades, blinds, and accessories.....	12	6901	06/84	295.877	295.877	295.876	295.875	295.875
Window shades and window shade accessories and rollers.....	12	690101	06/84	360.539	360.539	360.539	360.539	360.539
Other shades and blinds, including curtain and drapery fixtures, poles, & rods.....	12	690103	06/84	223.841	223.841	223.841	223.841	223.841
Nonmetallic mineral products.....	13	—		327.903	328.580	329.070	330.192	331.026
Glass.....	13	1		183.273	183.802	182.692	181.229	181.882
Flat glass.....	13	11		171.544	172.199	170.914	169.214	169.838
Specialty glass.....	13	1107		206.804	206.443	206.745	204.790	206.764
Specialty glass.....	13	110703	06/11	150.781	150.518	150.738	149.313	150.752
Other glass products, made by flat glass producers.....	13	1107034	06/11	161.713	161.713	161.713	161.713	—
Flat glass (float, sheet, and plate process).....	13	1108	12/22	94.635	96.884	93.138	—	—
Flat glass (float, sheet, and plate process).....	13	110811	12/22	94.635	96.884	93.138	—	—
Other finished glassware.....	13	13	06/83	199.211	199.098	198.951	198.779	199.432
Pressed and blown glassware.....	13	1301	06/83	202.379	202.264	202.115	201.940	202.604
Machine-made pressed & blown table, kitchen, art, & novelty glassware.....	13	130116	12/11	154.633	154.633	154.633	154.632	154.632
All other machine-made pressed and blown glassware.....	13	130117	12/11	125.637	125.477	125.268	125.024	125.952
Handmade pressed and blown glassware.....	13	130118	12/11	129.521	129.521	129.521	129.521	129.521
Concrete ingredients and related products.....	13	2		403.408	404.864	406.029	408.166	409.482
Construction sand, gravel, and crushed stone.....	13	21		456.832	459.279	459.757	462.660	463.463
Construction sand, gravel and crushed stone.....	13	2101		456.832	459.279	459.757	462.660	463.463
Construction sand and gravel (run of pit/bank, washed, screened, etc.)..	13	210120	12/11	171.708	171.247	171.479	172.738	172.978
Construction sand and gravel, Northeast.....	13	2101201	12/12	179.548	179.548	179.548	179.548	179.548
Construction sand and gravel, Midwest.....	13	2101202	12/12	189.071	186.871	186.312	187.989	188.031
Construction sand and gravel, West.....	13	2101204	12/12	174.430	174.627	175.581	177.778	178.243
Crushed and broken stone.....	13	210121		449.925	454.008	454.416	457.070	457.938
Crushed and broken limestone.....	13	2101212	12/11	175.298	176.486	176.857	178.374	178.889
Crushed and broken granite.....	13	2101213	12/11	168.702	171.204	171.463	171.667	171.667
Bituminous limestone, sandstone, & other crushed & broken stone. .	13	2101219	12/11	149.644	151.425	150.717	150.717	150.717
Cement, hydraulic.....	13	22		331.964	331.642	334.202	335.044	337.431
Cement, hydraulic.....	13	2201		331.964	331.642	334.202	335.044	337.431
Cement, hydraulic.....	13	220161	06/89	324.896	324.582	327.087	327.911	330.247
Concrete products.....	13	3		364.934	364.723	366.056	370.142	372.100
Concrete block and brick.....	13	31		358.836	359.057	359.399	361.159	361.213
Structural concrete block.....	13	3111		374.953	375.738	376.957	379.479	379.674
Structural concrete block.....	13	311135	12/87	306.004	306.645	307.640	309.698	309.858
Structural concrete block, lightweight units (weighing less than 105 lb/cubic ft.) (dry weight).....	13	3111351	12/11	165.950	165.950	165.950	166.833	166.833
Structural concrete block, mediumweight units (weighing 105 - 124 lb/cubic ft.) (dry weight).....	13	3111352	12/11	172.083	172.368	172.368	172.368	172.866
Structural concrete block, normalweight units (weighing 125 lb or more/cubic ft.) (dry weight).....	13	3111353	12/11	156.185	156.871	158.112	159.845	159.845
Decorative concrete block.....	13	3121		313.081	313.081	313.081	317.495	317.495
Decorative concrete block (including screen, split, slump, shadowal block, etc.).....	13	312101		313.081	313.081	313.081	317.495	317.495
Concrete brick.....	13	3131		325.989	325.989	325.989	325.989	325.989
Concrete brick.....	13	313101		325.989	325.989	325.989	325.989	325.989
Concrete pavers.....	13	3141		302.985	302.985	302.985	302.985	302.985
Concrete pavers (including grid, interlocking, etc.).....	13	314101		302.985	302.985	302.985	302.985	302.985
Concrete pipe.....	13	32		348.860	354.768	351.161	344.461	376.717
Concrete pipe.....	13	3201		348.860	354.768	351.161	344.461	376.717
Concrete pipe.....	13	320108	12/86	304.636	309.795	306.645	300.795	328.961
Concrete storm sewer pipe.....	13	3201082	12/11	208.837	208.602	208.648	207.343	230.954
Concrete pipe, except concrete culvert and storm sewer pipe.....	13	3201083	12/11	152.779	156.757	156.757	156.757	156.757
Ready-mix concrete.....	13	33		362.064	360.613	362.526	368.839	369.032
Ready-mix concrete.....	13	3301		362.064	360.613	362.526	368.839	369.032
Ready-mix concrete.....	13	330101		362.064	360.613	362.526	368.839	369.032
Northeast region ready-mix concrete.....	13	330101A	12/12	165.768	164.998	164.998	169.269	169.269
Midwest region ready-mix concrete.....	13	330101B	12/12	163.566	161.029	163.221	168.841	168.841
South region ready-mix concrete.....	13	330101C	12/12	162.150	162.297	163.272	165.107	165.430
West region ready-mix concrete.....	13	330101D	12/12	175.839	175.528	175.407	177.072	176.876

See footnotes at end of table.

Table 9. Producer price indexes for commodity and service groupings and individual items, not seasonally adjusted — Continued
 [September 2023, Index base 1982=100, unless otherwise indicated]

Title	Commodity code		Other index base	Unadjusted index ¹				
	Group code	Item code		May 2023	June 2023 ^P	July 2023 ^P	Aug. 2023 ^P	Sept. 2023 ^P
Precast concrete products.....	13	34		380.143	382.479	383.701	384.707	387.724
Precast concrete products.....	13	3401		380.143	382.479	383.701	384.707	387.724
Precast concrete products.....	13	340106	12/86	335.366	337.427	338.505	339.392	342.054
Precast concrete slabs and tile, roof and floor units.....	13	3401061	12/11	168.295	168.295	168.295	168.295	168.295
Precast concrete architectural wall panels.....	13	3401062	12/11	183.204	183.204	183.234	183.631	187.806
Burial vaults and boxes, precast concrete.....	13	3401063	12/11	161.218	161.218	161.218	161.218	161.218
Precast concrete products (excl burial vaults and boxes, slabs and tile, and arch. wall panels).....	13	3401064	12/11	172.003	173.444	174.193	174.745	175.888
Prestressed concrete products.....	13	35		355.348	354.286	354.286	355.853	355.853
Prestressed concrete products.....	13	3501		355.348	354.286	354.286	355.853	355.853
Prestressed concrete products.....	13	350107	12/86	362.632	361.548	361.548	363.147	363.147
Prestressed concrete bridge beams and solid and hollow cored slabs and panels.....	13	3501071	12/07	246.535	245.166	245.166	243.934	243.934
Prestressed concrete bridge beams.....	13	35010711	12/07	204.398	203.673	203.673	202.819	202.819
Prestressed concrete solid and hollow cored slabs and panels.....	13	35010712	12/07	290.370	287.344	287.344	285.314	285.314
Prestressed concrete products (excl bridge beams and solid and hollow cored slabs and panels).....	13	3501072	12/07	130.205	130.205	130.205	132.206	132.206
Clay construction products ex. refractories.....	13	4		230.236	231.125	231.125	230.994	232.078
Brick and structural clay tile.....	13	42	12/84	253.548	253.548	253.548	253.255	253.275
Building or common brick.....	13	4201	12/84	250.360	250.360	250.360	250.068	250.068
Building or common brick.....	13	420101	12/84	250.360	250.360	250.360	250.068	250.068
Glazed brick and other brick (paving, floor, and sewer).....	13	4202	12/84	297.638	297.638	297.638	297.638	299.482
Glazed brick and other brick (paving, floor, and sewer).....	13	420201	12/84	297.638	297.638	297.638	297.638	299.482
Clay floor and wall tile, glazed and unglazed.....	13	44		139.298	140.489	140.489	140.489	141.930
Clay floor and wall tile, glazed and unglazed (including quarry tile and ceramic mosaic tile).....	13	4401		139.298	140.489	140.489	140.489	141.930
Clay floor and wall tile, glazed and unglazed (including quarry tile and ceramic mosaic tile).....	13	440131		139.299	140.490	140.490	140.490	141.931
Structural clay products, n.e.c.....	13	45		353.091	353.091	353.091	353.091	353.091
Structural clay products, n.e.c.....	13	4501		353.091	353.091	353.091	353.091	353.091
All other structural clay products, excluding clay refractories.....	13	450199	12/85	303.361	303.361	303.361	303.361	303.361
Refractories.....	13	5		346.800	347.036	346.583	346.403	347.655
Clay refractories.....	13	52		389.605	389.605	389.605	389.605	389.605
Clay refractories.....	13	5201		389.605	389.605	389.605	389.605	389.605
Clay refractories.....	13	520181	12/04	218.832	218.832	218.832	218.832	218.832
Nonclay refractories.....	13	53		313.300	314.109	312.557	311.942	316.227
Nonclay refractories (excluding dead-burned magnesia).....	13	5301		313.300	314.109	312.557	311.942	316.227
Nonclay refractories (excluding dead-burned magnesia).....	13	530112	12/04	205.507	206.038	205.020	204.616	207.427
Asphalt felts and coatings.....	13	6		331.110	336.526	339.686	336.406	338.392
Prepared asphalt and tar roofing and siding products.....	13	61		336.474	342.882	346.727	342.736	345.260
Prepared asphalt and tar roofing and siding products.....	13	6101		336.474	342.882	346.727	342.736	345.260
Prepared asphalt and tar roofing and siding products.....	13	610131	12/03	305.997	311.825	315.321	311.692	313.987
Asphalt smooth-surfaced roll roofing and cap sheets, organic and fiberglass base.....	13	6101311	12/12	144.347	155.638	158.227	158.597	154.481
Asphalt mineral-surfaced roll roofing and cap sheets, organic and fiberglass base.....	13	6101312	12/11	175.934	175.934	175.486	175.174	175.174
Other prepared asphalt and tar products for roofing and siding.....	13	6101317	12/11	128.832	129.294	129.791	129.879	130.252
Roofing asphalts, pitches, coatings, and cement.....	13	62		264.601	265.323	265.323	265.323	264.893
Roofing asphalts, pitches, coatings, and cement.....	13	6201		264.601	265.323	265.323	265.323	264.893
Roofing asphalts, pitches, coatings, and cement.....	13	620121	06/84	250.635	251.319	251.319	251.319	250.912
Gypsum products.....	13	7		460.869	460.031	459.008	457.660	455.043
Gypsum products.....	13	71		460.869	460.031	459.008	457.660	455.043
Gypsum products.....	13	7101		460.869	460.031	459.008	457.660	455.043
Gypsum building materials.....	13	710102	12/93	353.531	352.762	351.823	350.586	348.185
Other gypsum products.....	13	710116	12/99	245.245	245.245	245.245	245.245	245.245
Glass containers.....	13	8		280.854	280.854	280.402	281.587	275.601
Glass containers.....	13	81		280.854	280.854	280.402	281.587	275.601
Glass containers (including value of packaging).....	13	8101		280.854	280.854	280.402	281.587	275.601
Glass containers (including value of packaging).....	13	810104	06/95	214.803	214.803	214.457	215.363	210.785
Other nonmetallic minerals.....	13	9		316.593	316.669	316.559	317.437	317.766
Insulation materials.....	13	92		270.351	268.561	269.220	267.312	266.895
Mineral wool for thermal and acoustical envelope insulation.....	13	9201		262.957	261.406	262.287	258.888	257.691
Mineral wool for thermal and acoustical envelope insulation.....	13	920105	06/07	200.368	199.186	199.857	197.267	196.355
Mineral wool for industrial, equipment, and appliance insulation.....	13	9202		237.050	235.231	235.494	235.843	236.514
Mineral wool for industrial, equipment, and appliance insulation.....	13	920201		237.050	235.231	235.494	235.843	236.514

See footnotes at end of table.

Table 9. Producer price indexes for commodity and service groupings and individual items, not seasonally adjusted — Continued
 [September 2023, Index base 1982=100, unless otherwise indicated]

Title	Commodity code		Other index base	Unadjusted index ¹				
	Group code	Item code		May 2023	June 2023 ^P	July 2023 ^P	Aug. 2023 ^P	Sept. 2023 ^P
Paving mixtures and blocks.....	13	94		387.794	386.956	386.835	389.491	390.777
Paving mixtures and blocks.....	13	9401		387.794	386.956	386.835	389.491	390.777
Paving mixtures and blocks.....	13	940113	12/03	273.591	273.000	272.915	274.789	275.696
Emulsified asphalt, including liquid additives.....	13	940113A	12/09	154.772	154.739	155.331	156.629	157.631
Other liquid asphalt and tar paving materials, including cut-backs.	13	940113B	12/09	185.464	183.518	184.811	185.459	186.020
Asphalt and tar paving mixtures (excluding liquid).....	13	940113C	12/09	138.527	137.980	137.066	137.329	137.247
Cut stone and stone products.....	13	95	12/84	236.165	236.165	236.165	236.165	236.165
Cut stone and stone products.....	13	9501	12/84	236.165	236.165	236.165	236.165	236.165
Dressed dimension granite (including gneiss, syenite, diorite, and cut granite).....	13	950111	12/84	231.946	231.946	231.946	231.946	231.946
Dressed dimension limestone (including dolomite, travertine, calcareous, tufa, & cut limestone).....	13	950121	12/84	208.310	208.310	208.310	208.310	208.310
Dressed dimension marble and other stone.....	13	950151	12/04	158.953	158.953	158.953	158.953	158.953
Gaskets, packing, and sealing devices.....	13	98	12/85	243.993	247.052	243.662	243.753	243.935
Gaskets and gasketing material.....	13	9801	12/85	267.695	271.598	265.906	266.072	266.201
Nonmetallic gaskets and gasketing.....	13	980111	12/90	240.053	246.303	237.190	237.455	237.663
Metallic gaskets and machined seals.....	13	980112	12/90	211.037	211.037	211.037	211.037	211.037
Packing and sealing.....	13	9802	12/85	227.640	229.786	229.166	229.166	229.426
Compression packing.....	13	980211	12/90	259.095	259.095	259.095	259.095	—
Molded packing and sealing devices.....	13	980212	12/90	195.292	199.276	198.125	198.125	198.125
Rotary oil seals.....	13	980214	12/90	186.365	186.365	186.365	186.365	187.419
Nonmetallic minerals and products, n.e.c.....	13	99	06/82	300.046	300.367	301.945	303.635	303.651
Clay and stone mining and quarrying.....	13	9902	06/84	309.571	310.147	311.919	314.960	314.988
Ground or treated minerals and earths.....	13	990209	06/85	301.474	301.293	302.040	305.771	305.734
Treated lightweight aggregate and crushed slag, minerals and earths.....	13	9902094	12/14	156.979	156.979	157.176	157.176	157.176
Other minerals and earths, treated.....	13	9902096	12/14	89.698	89.574	89.574	92.132	92.106
Dimension stone mining and quarrying.....	13	990211	06/85	304.134	304.134	323.659	323.659	323.659
Clay, excluding kaolin and ball clay.....	13	990214	06/90	233.213	232.742	233.011	232.705	232.985
Bentonite.....	13	990214C	12/07	158.606	158.606	158.606	158.606	158.606
All other nonmetallic minerals, including talc and gypsum.....	13	990299	06/85	364.855	371.691	366.974	372.754	372.754
All other nonmetallic mineral products.....	13	9903	12/85	236.456	236.456	237.552	237.552	237.552
Other nonmetallic mineral products.....	13	990319	12/11	115.449	115.449	115.650	115.650	115.650
Transportation equipment.....	14	—		203.330	203.326	203.695	203.658	203.787
Motor vehicles and equipment.....	14	1		169.066	168.886	169.197	169.152	169.224
Motor vehicles.....	14	11		170.753	170.489	170.768	170.632	170.661
Passenger cars and chassis.....	14	1101		141.139	139.681	139.771	139.863	139.863
Passenger cars and chassis.....	14	110131	06/82	140.851	139.395	139.485	139.577	139.577
Motorcycles, including three-wheel motorbikes, motorscooters, mopeds, and parts.....	14	1104		203.065	203.952	203.952	203.952	203.952
Motorcycles, including three-wheel motorbikes, motorscooters, mopeds, and parts.....	14	110401		218.711	219.667	219.667	219.667	219.667
Trucks, truck tractors, & bus chassis 14,000 lb or less, incl. minivans & suvs.....	14	1105		198.556	198.502	198.833	198.585	198.630
Trucks, truck tractors, & bus chassis 14,000 lb or less, incl. minivans & suvs.....	14	110571	12/82	191.041	190.989	191.308	191.068	191.112
Trucks, over 14,000 lbs GVW.....	14	1106		246.063	246.805	247.674	247.684	247.694
Trucks, over 14,000 lbs GVW.....	14	110684	12/05	148.541	148.989	149.513	149.520	149.526
Truck, truck tractors, and bus chassis (chassis of own manufacture) 14,001 to 33,000 lbs.....	14	1106841	06/11	118.992	120.781	120.781	120.781	120.781
Buses, including military and firefighting vehicles (chassis of own manufacture).....	14	1106843	06/11	144.406	144.418	145.820	145.836	145.852
Motor vehicles parts.....	14	12		140.931	140.846	141.153	141.165	141.279
Motor vehicles parts.....	14	1205	12/03	126.289	126.214	126.488	126.499	126.601
Gasoline engines and engine parts, excl. carburetors, pistons, and valves.....	14	120501	12/03	133.753	133.380	133.450	134.033	134.356
Motor vehicle steering and suspension parts.....	14	120502	12/03	110.823	111.020	111.663	111.663	111.663
Motor vehicle transmission and power train.....	14	120503	12/03	122.277	122.315	123.002	123.058	123.035
Motor vehicle drive train components, except wheels and brakes, new.....	14	1205031	12/11	113.043	113.080	113.748	113.801	113.778
Motor vehicle transmissions except auxiliary and parts, new.....	14	12050310	06/12	114.282	114.282	113.839	114.108	114.108
Parts for manual and automatic transmissions, new.....	14	12050313	12/11	124.546	124.573	126.191	126.152	126.086
Other motor vehicle drive train components, except wheels and brakes, new.....	14	12050315	12/11	102.542	102.679	103.085	102.929	102.885
Motor vehicle drive train components, rebuilt.....	14	1205033	12/11	131.900	131.900	131.901	131.933	131.933
Motor vehicle brake systems.....	14	120504	12/03	147.346	147.062	146.317	146.604	146.651
Motor vehicle brake parts and assemblies, new.....	14	1205041	12/11	134.244	133.960	133.215	133.502	133.549
Motor vehicle drum brake assemblies and parts, new.....	14	1205041A	12/11	166.266	165.072	166.644	166.533	166.533
Other motor vehicle brake parts and assemblies, new.....	14	1205041B	12/11	118.476	118.479	118.942	119.596	119.694
Motor vehicle disc brake assemblies and parts, new.....	14	1205041C	12/11	141.515	141.515	136.459	136.459	136.459

See footnotes at end of table.

Table 9. Producer price indexes for commodity and service groupings and individual items, not seasonally adjusted — Continued
 [September 2023, Index base 1982=100, unless otherwise indicated]

Title	Commodity code		Other index base	Unadjusted index ¹				
	Group code	Item code		May 2023	June 2023 ^P	July 2023 ^P	Aug. 2023 ^P	Sept. 2023 ^P
Filters for internal combustion engines and motor vehicles.....	14	120505	12/03	162.596	162.596	162.596	162.596	162.596
Other motor vehicle parts.....	14	120508	12/03	116.693	117.282	117.686	117.721	117.722
Vehicle seating and interior trim.....	14	120511	06/04	114.834	114.007	113.995	113.982	114.328
Automobile trimmings.....	14	1205111	06/09	92.230	91.945	91.945	91.848	91.848
Seats for public conveyance and aircraft.....	14	1205113	06/09	120.496	119.141	119.098	119.190	119.224
Motor vehicle air conditioning systems and compressors.....	14	120512	12/11	101.523	101.523	101.283	—	—
Carburetors, pistons, piston rings, and valves.....	14	120513		209.651	209.651	210.368	211.814	211.814
Motor vehicle electrical and electronic equipment.....	14	120514		141.631	141.541	141.933	141.936	141.938
Vehicular lighting equipment.....	14	1205141		153.173	152.948	152.948	152.948	152.948
Other motor vehicle electrical and electronic equipment.....	14	1205142		143.870	143.811	144.315	144.319	144.321
Battery charging alternators, generators, and regulators.....	14	12051422	06/00	107.881	107.933	107.873	107.907	107.923
Parts for electrical and electronic engine equipment.....	14	12051424	06/00	97.940	97.940	98.440	98.440	98.440
All other miscellaneous non-engine electrical and electronic equipment.....	14	12051425	12/03	120.032	119.958	119.958	119.958	119.958
All other miscellaneous complete engine electrical equipment, including spark plugs.....	14	12051426	06/00	112.577	112.503	112.503	112.503	112.503
Truck and bus bodies.....	14	13	12/82	337.249	336.643	338.199	338.507	338.782
Truck and bus bodies sold separately.....	14	1301	12/82	343.621	342.340	344.489	344.839	344.905
Other truck and vehicle bodies, sold separately.....	14	13015	12/08	152.779	152.017	152.010	152.010	152.010
Dump truck bodies, sold separately.....	14	130151	12/08	177.997	171.852	171.852	171.852	171.852
All other truck and vehicle bodies, sold separately.....	14	130152	12/08	150.903	150.903	150.903	150.903	150.903
Service truck bodies, sold separately.....	14	130153	09/15	138.680	143.147	143.080	143.080	143.080
Complete vehicles on purchased chassis.....	14	1302	12/82	326.359	327.475	327.534	327.738	328.553
Buses and firefighting vehicles, complete, produced on purchased chassis.....	14	13027	12/08	128.410	128.521	128.521	128.677	128.835
Buses and firefighting vehicles, complete, produced on purchased chassis.....	14	130275	12/08	128.410	128.521	128.521	128.677	128.835
Other trucks and vehicles, complete, produced on purchased chassis, except upfitting trucks.....	14	130294	09/15	143.643	144.831	144.927	145.023	146.103
Truck trailers.....	14	14		331.190	331.191	328.603	328.607	328.044
Truck trailers.....	14	1406	12/86	321.064	321.064	318.555	318.559	318.013
Truck trailers and chassis, axle rating 10,000 lb or more.....	14	140602	12/86	312.100	312.100	309.432	309.436	308.855
Truck trailers and chassis, axle rating less than 10,000 lb.....	14	140603	12/11	212.537	212.537	212.537	212.537	212.537
Motor homes, built on purchased chassis.....	14	15	06/84	216.308	216.371	217.565	217.565	217.565
Motor homes, built on purchased chassis.....	14	1501	06/84	216.308	216.371	217.565	217.565	217.565
Motor homes, built on purchased chassis.....	14	150101	06/84	216.308	216.371	217.565	217.565	217.565
Travel trailers and campers.....	14	16	06/84	297.435	297.435	298.789	299.287	299.618
Travel trailers.....	14	1601	06/84	284.555	284.555	286.147	286.732	285.979
Travel trailers.....	14	160101	06/84	284.555	284.555	286.147	286.732	285.979
Conventional travel trailers.....	14	1601016	12/11	168.858	168.858	170.364	170.918	170.301
Fifth wheel travel trailers.....	14	1601017	12/11	—	174.471	174.471	174.471	—
Camping trailers, campers, pick-up covers, and parts.....	14	1602	06/84	336.518	336.518	336.518	336.518	342.412
Camping trailers, campers, pick-up covers, and parts.....	14	160201	06/84	336.518	336.518	336.518	336.518	342.412
Other parts and components, excluding appliances and furnishings.....	14	1602013	12/11	196.082	196.082	196.082	—	200.368
Truck campers, caps, box covers, and fold-down camping trailers.....	14	1602014	06/14	145.630	145.630	145.630	145.630	146.909
Aircraft and aircraft equipment.....	14	2		306.726	307.401	307.815	307.835	307.950
Aircraft.....	14	21		341.616	342.756	343.181	343.126	343.327
Civilian aircraft.....	14	2102	12/85	332.123	333.669	334.245	334.170	334.443
Civilian aircraft.....	14	210206	12/03	179.831	180.669	180.980	180.940	181.088
Military aircraft.....	14	2104	06/13	104.662	104.662	104.662	104.662	104.662
Military aircraft.....	14	210401	06/13	104.662	104.662	104.662	104.662	104.662
Aircraft engine and engine parts.....	14	23	12/85	251.001	251.107	251.857	252.098	252.098
Aircraft engine and engine parts.....	14	2301	12/85	251.001	251.107	251.857	252.098	252.098
Aircraft engine and engine parts.....	14	230101	12/85	251.001	251.107	251.857	252.098	252.098
Aeronautical services on aircraft engines.....	14	2301015	12/11	145.842	145.842	145.842	145.842	145.842
Aircraft engine parts and accessories.....	14	2301017	12/11	118.378	118.466	119.086	119.286	119.286
Parts and accessories for military aircraft engines.....	14	23010175	12/11	125.256	125.591	125.846	125.811	125.811
Parts and accessories for civilian aircraft engines.....	14	23010177	12/11	117.132	117.105	117.906	118.218	118.218
Other aircraft parts and equipment.....	14	25	06/85	208.309	208.321	208.364	208.364	208.364
Other aircraft parts and equipment.....	14	2501	06/85	208.309	208.321	208.364	208.364	208.364
Aircraft propellers and helicopter rotors.....	14	250102	06/08	161.229	161.298	161.479	161.479	161.479
Aircraft parts and auxiliary equipment.....	14	250103	06/08	124.798	124.800	124.818	124.818	124.818
Aircraft landing gear for civilian and military aircraft.....	14	2501032	06/08	186.970	186.970	186.970	186.970	186.970
Other aircraft subassemblies and parts for military aircraft.....	14	2501033	06/08	125.595	125.521	125.663	125.663	125.663
Other aircraft subassemblies and parts for civilian aircraft.....	14	2501034	06/08	115.555	115.569	115.569	115.569	115.569
Ships and boats.....	14	3		304.619	305.569	307.537	307.224	308.539
Ships.....	14	31	12/85	249.846	249.818	251.506	251.506	251.657

See footnotes at end of table.

Table 9. Producer price indexes for commodity and service groupings and individual items, not seasonally adjusted — Continued
 [September 2023, Index base 1982=100, unless otherwise indicated]

Title	Commodity code		Other index base	Unadjusted index ¹				
	Group code	Item code		May 2023	June 2023 ^P	July 2023 ^P	Aug. 2023 ^P	Sept. 2023 ^P
Military self-propelled ships, new construction.....	14	3102	06/96	148.189	148.165	149.387	149.387	149.387
Military self-propelled ships, new construction.....	14	310201	06/96	148.189	148.165	149.387	149.387	149.387
Nonmilitary self-propelled ships, new construction.....	14	3103	06/96	265.378	265.378	267.448	267.448	268.564
Nonmilitary self-propelled ships, new construction.....	14	310301	12/85	405.049	405.049	408.209	408.209	409.912
Boats.....	14	32		349.297	351.863	353.986	353.156	356.362
Outboard motorboats, including commercial and military (except sailboats and lifeboats).....	14	3201		399.265	401.331	404.046	402.781	407.036
Outboard motorboats, wood or metal, incl. comm. and military (exc. sailboats and lifeboats).....	14	320107	06/11	175.137	175.855	177.209	174.875	175.440
Outboard motorboats, plastics/fiberglass, incl. comm. and mil. (exc. sailboats and lifeboats).....	14	320108	06/11	167.135	168.098	169.150	169.553	172.017
Inboard motorboats, including commercial and military (except sailboats and lifeboats).....	14	3202		355.426	358.106	361.889	362.805	366.702
Inboard cabin cruisers, including commercial and military (except sailboats and lifeboats).....	14	320206	12/03	181.987	183.595	184.771	184.771	187.550
Other inboard motorboats, including commercial and military (except sailboats and lifeboats).....	14	320207	06/11	152.525	153.173	156.421	157.813	157.813
Inboard-outdrive boats, including commercial and military (except sailboats and lifeboats).....	14	3203		283.783	292.227	292.227	292.227	292.227
All other inboard-outdrive boats, incl. comm. and military (except sailboats and lifeboats).....	14	320310	12/03	162.426	167.085	167.085	167.085	167.085
All other boats (excluding military and commercial).....	14	3204		288.096	288.635	288.636	288.636	288.636
All other boats (excluding military and commercial).....	14	320406	12/03	163.187	163.492	163.493	163.493	163.493
Railroad equipment.....	14	4		214.684	214.703	215.397	215.397	215.397
Railroad cars and locomotives.....	14	44	05/22	100.899	100.899	100.857	100.857	—
Railroad cars and locomotives.....	14	4401	05/22	100.899	100.899	100.857	100.857	—
Railroad cars.....	14	440102	12/01	171.179	171.179	171.002	—	—
Railway maintenance of way equipment and parts.....	14	45	05/22	105.893	105.925	107.204	107.204	107.204
Railway maintenance of way equipment and parts.....	14	4501		212.442	212.506	215.072	215.072	215.072
Air brake and other brake equipment.....	14	450101	12/03	105.749	105.749	105.782	105.782	—
Railway maintenance of way & all other railroad and streetcar equipment, parts and accessories.....	14	450102	12/03	160.535	160.604	163.371	163.371	163.371
Transportation equipment, n.e.c.....	14	9	06/85	204.958	204.927	204.160	204.380	205.810
Transportation equipment, n.e.c.....	14	91	06/85	204.958	204.927	204.160	204.380	205.810
Other transportation equipment, incl. golf carts, vehicle trailers, and all-terrain vehicles.....	14	9111	06/85	204.958	204.927	204.160	204.380	205.810
Automobile and light truck trailers.....	14	911104	12/92	264.976	265.308	264.865	265.735	271.495
All other miscellaneous transportation equipment, including all-terrain vehicles.....	14	911105	06/85	162.234	162.085	161.234	161.234	161.194
All-terrain vehicles and parts.....	14	9111051	06/08	117.407	117.083	117.011	117.013	117.022
All other miscellaneous transportation equipment and parts.....	14	9111052	06/08	122.665	122.665	121.739	121.738	121.689
Miscellaneous products.....	15	—		338.958	339.122	340.199	341.984	342.817
Toys, sporting goods, small arms, etc.....	15	1		208.623	208.655	208.665	211.125	212.865
Toys, games, and children's vehicles.....	15	11		180.658	180.658	180.658	180.658	180.658
Toys, games, and children's vehicles.....	15	1101		180.658	180.658	180.658	180.658	180.658
Nonelectronic games and puzzles (excl. toys), and electronic toys (incl. parts).....	15	110152	06/85	148.512	148.512	148.512	—	—
Nonelectronic games and puzzles, including parts.....	15	1101521	12/07	118.500	118.500	118.500	—	—
Other nonelectronic toys, including parts.....	15	110154	06/85	204.998	204.998	204.998	204.998	204.998
Models, science & craft kits/supply, & collectors' miniatures.....	15	110155	06/85	277.101	277.101	277.101	277.101	277.101
Sporting and athletic goods.....	15	12		203.522	203.522	203.539	207.971	210.850
Sporting and athletic goods.....	15	1201		203.522	203.522	203.539	207.971	210.850
Golf equipment, excluding apparel and shoes.....	15	120127	12/85	167.675	167.675	167.675	181.368	—
Bicycles, adult tricycles, unicycles and parts.....	15	120182	12/84	158.694	158.694	158.694	158.694	158.694
Playground equipment.....	15	120185	12/98	379.295	379.295	379.295	379.295	384.977
Gymnasium and exercise equipment.....	15	120192	12/98	152.058	152.058	152.125	152.125	152.125
Other sporting and athletic goods.....	15	120193	12/85	175.895	175.895	175.895	175.895	175.895
Small arms and ammunition.....	15	13		313.767	313.907	313.907	312.942	312.942
Small arms.....	15	1301		256.574	256.574	256.574	256.574	256.574
Single barrel shotguns, other small firearms n.e.c., and parts & attachments for small arms.....	15	130128	06/13	106.563	106.563	106.563	106.563	106.563
Small arms ammunition.....	15	1302		420.859	421.383	421.383	417.780	417.780
Small arms cartridges and shells.....	15	130281	06/02	291.805	292.268	292.268	289.085	289.085
Other ammunition products.....	15	130282	12/22	101.331	101.331	101.331	101.331	—
Tobacco products, incl. stemmed & redried.....	15	2		1,245.777	1,246.155	1,258.602	1,273.950	1,277.328
Cigarettes, excluding electronic.....	15	21		1,571.967	1,571.967	1,589.982	1,612.856	1,619.052
Cigarettes, excluding electronic.....	15	2101		1,571.967	1,571.967	1,589.982	1,612.856	1,619.052
Cigarettes, excluding electronic.....	15	210105	12/04	302.109	302.109	305.571	309.967	311.158

See footnotes at end of table.

Table 9. Producer price indexes for commodity and service groupings and individual items, not seasonally adjusted — Continued
 [September 2023, Index base 1982=100, unless otherwise indicated]

Title	Commodity code		Other index base	Unadjusted index ¹				
	Group code	Item code		May 2023	June 2023 ^P	July 2023 ^P	Aug. 2023 ^P	Sept. 2023 ^P
Stemmed and redried tobacco.....	15	24	06/84	108.477	108.426	108.426	108.419	108.419
Stemmed and redried tobacco.....	15	2402	06/84	107.049	106.998	106.998	106.992	106.992
Stemmed and redried tobacco.....	15	240208	06/99	117.382	117.326	117.326	117.319	117.319
Tobacco, unstemmed leaf, redried before packing.....	15	2402081	12/11	109.726	109.632	109.632	109.774	109.774
Tobacco, stemmed.....	15	2402084	12/11	102.062	102.062	102.062	101.885	101.885
Other tobacco products.....	15	25	12/05	218.010	218.535	219.016	219.016	217.970
Other tobacco products.....	15	2501	12/05	218.010	218.535	219.016	219.016	217.970
Other tobacco products.....	15	250101	12/05	218.010	218.535	219.016	219.016	217.970
Cigars.....	15	2501011	12/11	130.392	132.030	133.338	133.338	133.338
Chewing and smoking tobacco.....	15	2501014	12/11	191.728	191.728	191.797	191.797	190.614
Notions.....	15	3		260.310	260.310	260.310	260.310	265.447
Fasteners, zippers, buttons, needles, pins, and buckles.....	15	32		266.432	266.432	266.432	266.432	271.690
Fasteners, zippers, buttons, needles, pins, and buckles.....	15	3201		266.432	266.432	266.432	266.432	271.690
Fasteners, zippers, buttons, needles, pins, and buckles (except precious metal).....	15	320100		266.432	266.432	266.432	266.432	271.690
Photographic equipment and supplies.....	15	4		170.367	164.345	165.011	166.424	170.740
Photographic and photocopying equipment.....	15	41		98.894	100.518	—	—	—
Photographic and photocopying equipment.....	15	4107	12/83	121.111	—	—	—	—
Photographic and photocopying equipment.....	15	410701	12/83	121.111	—	—	—	—
Photographic supplies.....	15	42		202.469	192.445	193.541	195.679	202.213
Photographic supplies.....	15	4206	12/83	198.861	189.015	190.092	192.192	198.609
Photographic supplies.....	15	420601	12/83	198.861	189.015	190.092	192.192	198.609
Prepared photographic chemicals.....	15	4206011	12/07	106.226	106.608	106.608	106.457	105.897
Photographic sensitized film, plates, paper, & cloth.....	15	4206012	12/07	187.683	174.564	175.971	178.816	187.577
Photographic sensitized film, plates, paper, & cloth, silver-halide-type (excl X-ray).....	15	42060121	12/07	185.795	170.256	171.900	175.226	185.469
Photographic sensitized film, plates, paper & cloth, other than silver-halide-type (incl X-ray).....	15	42060122	12/07	164.567	165.557	165.557	165.557	165.557
Mobile homes.....	15	5		484.158	484.935	484.742	484.903	485.578
Manufactured homes (mobile homes), all sizes (incl. multisection).....	15	53		496.618	497.415	497.216	497.382	498.074
Manufactured mobile homes and nonresidential mobile buildings.....	15	5303	12/86	465.203	465.949	465.763	465.918	466.567
Manufactured homes (mobile homes), all width sizes (incl. multisection).....	15	530301	12/86	465.203	465.949	465.763	465.918	466.567
Medical, surgical & personal aid devices.....	15	6		198.922	200.010	199.785	199.989	199.810
Surgical and medical instruments.....	15	62	06/82	151.130	151.166	150.955	151.004	150.469
Surgical and medical instruments.....	15	6201	06/82	151.130	151.166	150.955	151.004	150.469
Surgical and medical instruments.....	15	620103	06/05	111.935	111.962	111.805	111.842	111.445
Surgical and medical catheters.....	15	6201031	12/11	91.989	91.992	91.992	91.992	91.992
Orthopedic and surgical instruments.....	15	6201033	06/12	116.199	116.266	115.742	115.852	115.993
Other surgical and medical apparatus and instruments, excluding parts.....	15	6201037	06/12	104.189	104.189	104.189	104.189	102.988
Parts for surgical and medical apparatus and instruments.....	15	6201038	06/12	113.788	113.923	113.923	113.998	113.998
Medical and surgical appliances and supplies.....	15	63	06/83	229.405	230.707	230.452	230.977	231.533
Medical and surgical appliances and supplies.....	15	6301	06/83	229.405	230.707	230.452	230.977	231.533
Medical and surgical appliances and supplies.....	15	630104	12/03	126.830	127.550	127.409	127.699	128.006
Artificial joints and limbs.....	15	6301041	12/11	107.365	105.878	106.113	106.426	106.561
Other orthopedic and prosthetic appliances.....	15	6301042	12/11	99.111	99.111	99.161	99.161	99.575
All other surgical and medical items.....	15	6301044	12/11	122.418	123.650	123.413	123.716	124.010
Ophthalmic goods.....	15	64	12/83	168.415	175.905	175.905	175.905	175.905
Ophthalmic goods.....	15	6401	12/83	168.415	175.905	175.905	175.905	175.905
Dental equipment and supplies.....	15	65	06/85	413.143	413.304	413.111	413.328	413.299
Dental equipment and supplies.....	15	6501	06/85	413.143	413.304	413.111	413.328	413.299
Dental equipment and supplies.....	15	650107	12/05	211.259	211.341	211.242	211.353	211.338
Professional dental equipment and supplies.....	15	6501071	12/07	154.342	154.350	154.381	154.361	154.348
Professional dental equipment.....	15	65010713	12/07	160.824	160.808	160.847	160.834	160.825
Professional dental supplies.....	15	65010714	01/23	103.118	103.164	103.172	103.146	103.129
Other industrial safety equipment.....	15	7		329.056	330.074	331.146	333.634	334.971
Personal safety equipment and clothing.....	15	71		329.056	330.074	331.146	333.634	334.971
Personal safety equipment and clothing.....	15	7108	06/04	154.127	154.604	155.106	156.271	156.898
Personal safety equipment and clothing.....	15	710802	06/04	154.127	154.604	155.106	156.271	156.898
Other miscellaneous products.....	15	9		252.539	252.187	252.882	252.689	252.762
Burial caskets.....	15	91		515.628	515.628	515.628	515.628	506.160
Burial caskets.....	15	9101		515.628	515.628	515.628	515.628	506.160
Burial caskets.....	15	910109	12/04	236.297	236.297	236.297	236.297	231.958

See footnotes at end of table.

Table 9. Producer price indexes for commodity and service groupings and individual items, not seasonally adjusted — Continued
 [September 2023, Index base 1982=100, unless otherwise indicated]

Title	Commodity code		Other index base	Unadjusted index ¹				
	Group code	Item code		May 2023	June 2023 ^P	July 2023 ^P	Aug. 2023 ^P	Sept. 2023 ^P
Metal burial caskets & coffins, completely lined & trimmed, adult sizes.....	15	9101091	12/11	163.453	163.453	163.453	163.453	161.543
Musical instruments.....	15	93		289.573	289.573	291.198	291.198	291.198
Musical instruments.....	15	9301		289.573	289.573	291.198	291.198	291.198
Nonelectronic pianos, organs, and nonelectronic piano and organ parts, excluding benches.....	15	930113	12/09	167.831	167.831	168.150	168.150	—
Other musical instruments and parts.....	15	930117	06/85	269.756	269.756	271.415	271.415	271.415
Other nonelectronic musical instruments.....	15	9301172	12/09	141.151	141.151	141.679	141.679	141.679
Other musical instrument parts & accessories, sold separately, excl. benches & instrument cases.....	15	9301173	12/09	—	—	144.071	144.071	144.071
Jewelry and jewelry products.....	15	94		268.321	265.501	264.626	263.251	264.077
Jewelry (gold and platinum) and silverware.....	15	9402		294.251	289.105	287.690	284.990	286.569
Jewelry, gold and platinum.....	15	940222	12/11	124.595	122.416	121.817	120.674	121.342
Costume jewelry and novelties.....	15	9404		240.260	240.260	240.260	240.260	240.260
Costume jewelry and novelties.....	15	940415	12/03	165.230	165.230	165.230	165.230	165.230
All other jewelry and personal goods (excluding costume).....	15	9407	06/07	157.966	157.132	156.662	156.674	156.659
All other jewelry and personal goods (excluding costume).....	15	940714	06/07	157.966	157.132	156.662	156.674	156.659
Jewelers' material and lapidary work.....	15	9408	12/08	174.073	174.124	173.944	173.765	174.034
Pens, pencils, and marking devices.....	15	95		226.387	226.427	226.427	226.138	225.917
Pens, markers, mechanical pencils, and associated parts.....	15	9502	12/85	219.628	219.628	219.628	218.618	218.618
Pens, markers, mechanical pencils, and associated parts.....	15	950210	12/85	219.628	219.628	219.628	218.618	218.618
Lead pencils, art goods, office supplies and small office equipment, excluding paper.....	15	9503	12/85	214.531	214.531	214.531	214.531	214.531
Lead pencils, art goods, office supplies and small office equipment, excluding paper.....	15	950307	12/85	214.531	214.531	214.531	214.531	214.531
Marking devices.....	15	9504	12/85	192.661	192.837	192.837	192.837	191.852
Marking devices.....	15	950406	12/05	135.083	135.206	135.206	135.206	134.516
Brooms and brushes.....	15	97		227.194	227.030	227.030	227.030	227.030
Brooms, brushes and mops.....	15	9705	12/85	217.499	217.342	217.342	217.342	217.342
Brooms, mops, and dusters.....	15	970501	12/85	249.346	249.365	249.365	249.365	249.365
Brooms.....	15	9705011	12/11	137.786	137.786	137.786	137.786	137.786
Mops and dusters, including refills.....	15	9705012	12/11	129.345	129.362	129.362	129.362	129.362
Paint and varnish brushes and rollers.....	15	970502	12/85	186.594	186.594	186.594	186.594	186.594
Paint and varnish brushes.....	15	9705021	12/11	123.863	123.863	123.863	123.863	123.863
Paint holders, pads, roller frames, and rollers.....	15	9705022	12/11	112.399	112.399	112.399	112.399	112.399
Other brushes, excl. paint and varnish brushes.....	15	970503	12/85	226.262	225.968	225.968	225.968	225.968
Personal brushes.....	15	9705031	12/11	104.878	104.525	104.525	—	—
Brushes, other than personal.....	15	9705032	12/11	142.232	142.232	142.232	142.232	142.232
Miscellaneous products, n.e.c.....	15	9A	12/85	254.825	254.963	256.152	256.152	256.152
Candles.....	15	9A01	12/85	202.754	202.754	202.754	202.754	202.754
Candles.....	15	9A0101	12/85	202.754	202.754	202.754	202.754	202.754
Signs and advertising displays.....	15	9A04	12/85	234.523	234.523	235.021	235.021	235.021
Non-electric signs and displays.....	15	9A0402	12/85	279.029	279.029	280.072	280.072	280.072
All other miscellaneous fabricated products and recyclable materials.....	15	9A09	12/85	302.352	302.817	305.765	305.765	305.765
Other miscellaneous fabricated products.....	15	9A0901	12/85	302.026	302.546	302.896	302.896	302.896
Reproduction of audio and video media and software.....	15	9D	12/03	127.031	127.366	127.346	127.954	128.219
Reproduction of audio and video media and software.....	15	9D01	12/03	127.031	127.366	127.346	127.954	128.219
Services²								
Transportation services.....	30	—	06/09	158.532	159.152	159.431	158.533	157.517
Transportation of freight and mail.....	30	1	06/09	162.692	161.648	162.131	162.661	162.954
Rail transportation of freight and mail.....	30	11	12/08	149.251	148.721	148.619	149.276	150.235
Rail transportation of freight and mail.....	30	1101	12/08	149.251	148.721	148.619	149.276	150.235
Rail transportation of freight and mail.....	30	110101	12/08	149.251	148.721	148.619	149.276	150.235
Truck transportation of freight.....	30	12	06/09	151.443	150.316	149.372	149.595	149.768
Local motor carrying.....	30	1201	06/09	132.183	131.490	132.261	132.856	132.146
Local motor carrying.....	30	120101	06/09	132.183	131.490	132.261	132.856	132.146
Long-distance motor carrying.....	30	1202	06/09	158.693	157.399	155.785	155.863	156.381
Long-distance motor carrying.....	30	120201	06/09	158.693	157.399	155.785	155.863	156.381
Water transportation of freight.....	30	13	06/09	168.116	164.640	161.774	164.542	165.471
Deep sea water transportation of freight.....	30	1301	12/08	167.366	158.652	151.953	154.559	154.665
Deep sea water transportation of freight.....	30	130101	12/08	167.366	158.652	151.953	154.559	154.665
Coastal and intercoastal water transportation of freight.....	30	1302	12/08	131.714	132.809	132.844	137.060	137.212
Coastal and intercoastal water transportation of freight.....	30	130201	12/08	131.714	132.809	132.844	137.060	137.212
Great Lakes-St Lawrence Seaway water transportation of freight.....	30	1303	12/08	144.042	143.142	142.886	145.450	148.252
Great lakes-St Lawrence Seaway water transportation of freight.....	30	130301	12/08	144.042	143.142	142.886	145.450	148.252
Inland waterways transportation of freight.....	30	1304	12/08	119.450	119.211	119.197	119.314	121.177

See footnotes at end of table.

Table 9. Producer price indexes for commodity and service groupings and individual items, not seasonally adjusted — Continued

[September 2023, Index base 1982=100, unless otherwise indicated]

Title	Commodity code		Other index base	Unadjusted index ¹				
	Group code	Item code		May 2023	June 2023 ^P	July 2023 ^P	Aug. 2023 ^P	Sept. 2023 ^P
Inland waterways transportation of freight.....	30	130401	12/08	119.450	119.211	119.197	119.314	121.177
Air transportation of freight.....	30	14	12/08	119.501	117.665	119.089	119.971	119.191
Air transportation of freight.....	30	1401	12/08	119.501	117.665	119.089	119.971	119.191
Air transportation of freight, domestic.....	30	140102	01/16	114.533	113.979	115.690	117.045	115.874
Air transportation of freight, international.....	30	140103	01/16	94.032	90.832	91.448	91.399	91.403
Courier, messenger, and U.S. postal services.....	30	16	06/09	183.090	182.655	185.304	186.265	186.717
U.S. Postal Service.....	30	1601	06/89	281.250	281.250	292.062	292.062	292.062
Mailing services (market dominant services).....	30	160107	12/12	139.460	139.460	147.488	147.488	147.488
First class mail.....	30	1601071	06/89	248.819	248.819	261.509	261.509	261.509
Periodicals mail.....	30	1601072	06/89	330.638	330.638	357.340	357.340	357.340
Standard class mail.....	30	1601073	06/89	317.670	317.670	338.572	338.572	338.572
Package services mail.....	30	1601074	06/89	314.194	314.194	330.910	330.910	330.910
Special services and fees.....	30	1601075	06/89	333.232	333.232	353.467	353.467	353.467
Shipping services (competitive services).....	30	160108	12/12	171.832	171.832	170.603	170.603	170.603
Courier and messenger services, except air.....	30	1602	04/09	204.215	203.884	204.104	204.874	205.204
Courier and messenger services, except air.....	30	160201	04/09	204.215	203.884	204.104	204.874	205.204
Air mail and package delivery services, excluding by USPS.....	30	1603	04/09	233.902	232.285	233.377	236.874	238.584
Air mail and package delivery services, excluding by USPS.....	30	160301	04/09	233.902	232.285	233.377	236.874	238.584
Pipeline transportation.....	30	17	05/22	105.430	104.202	108.207	108.301	108.126
Pipeline transportation of petroleum products.....	30	1701	12/08	180.138	180.397	196.905	197.360	197.473
Pipeline transportation of crude petroleum.....	30	170101	12/08	193.237	193.237	208.959	209.891	209.891
Pipeline transportation of refined petroleum products.....	30	170102	12/08	165.752	166.252	183.315	183.315	183.532
Pipeline transportation of natural gas.....	30	1702	05/22	105.134	102.928	102.902	102.873	102.528
Pipeline transportation of natural gas.....	30	170201	05/22	105.134	102.928	102.902	102.873	102.528
Transportation of passengers (partial).....	30	2	06/09	144.231	151.057	150.579	144.350	138.449
Rail transportation of passengers.....	30	21	12/08	133.552	133.552	133.552	133.552	133.552
Rail transportation of passengers.....	30	2101	12/08	133.552	133.552	133.552	133.552	133.552
Rail transportation of passengers.....	30	210101	12/08	133.552	133.552	133.552	133.552	133.552
Airline passenger services.....	30	22	12/08	133.011	139.377	138.931	133.122	127.619
Airline passenger services.....	30	2201	12/08	133.011	139.377	138.931	133.122	127.619
Airline passenger services, domestic.....	30	220101	12/08	138.859	141.568	139.242	133.448	133.939
Airline passenger services, international.....	30	220102	12/08	115.565	130.347	134.335	128.651	109.215
Services related to transportation activities.....	31	—	06/09	128.709	130.284	130.455	123.909	126.350
Services related to water transportation.....	31	1	06/09	138.142	137.752	137.948	138.412	138.749
Towing, tugging, docking, and related services.....	31	11	03/09	145.045	144.660	144.748	144.748	145.713
Towing, tugging, docking and related services.....	31	1101	03/09	145.045	144.660	144.748	144.748	145.713
Towing, tugging, docking and related services.....	31	110101	03/09	145.045	144.660	144.748	144.748	145.713
Operation of port waterfront terminals.....	31	12	12/08	163.827	162.176	163.228	165.244	165.244
Operation of port waterfront terminals.....	31	1201	12/08	163.827	162.176	163.228	165.244	165.244
Operation of port waterfront terminals.....	31	120101	12/08	163.827	162.176	163.228	165.244	165.244
Marine cargo handling.....	31	13	12/08	127.716	127.745	127.731	128.016	128.016
Marine cargo handling.....	31	1301	12/08	127.716	127.745	127.731	128.016	128.016
Marine cargo handling.....	31	130101	12/08	127.716	127.745	127.731	128.016	128.016
Services related to air transportation.....	31	2	04/09	136.735	139.638	144.518	142.638	143.350
Other airport operations, excluding aircraft maintenance and repair.....	31	21	04/09	136.735	139.638	144.518	142.638	143.350
Other airport operations, excluding aircraft maintenance and repair.....	31	2101	04/09	136.735	139.638	144.518	142.638	143.350
Other airport operations, excluding aircraft maintenance and repair.....	31	210101	04/09	136.735	139.638	144.518	142.638	143.350
Other services related to transportation activities (partial).....	31	3	06/09	122.992	124.606	122.934	112.584	116.296
Arrangement of freight and cargo.....	31	31	12/08	122.309	125.173	122.211	103.863	110.379
Arrangement of freight and cargo.....	31	3101	12/08	122.309	125.173	122.211	103.863	110.379
Arrangement of freight and cargo.....	31	310101	12/08	122.309	125.173	122.211	103.863	110.379
Freight forwarding.....	31	32	12/08	112.477	112.472	112.471	112.484	112.554
Freight forwarding.....	31	3201	12/08	112.477	112.472	112.471	112.484	112.554
Freight forwarding.....	31	320101	12/08	112.477	112.472	112.471	112.484	112.554
Warehousing, storage, and related services.....	32	—	12/08	137.117	135.363	137.390	136.448	138.720
Warehousing, storage, and related services.....	32	1	12/08	137.117	135.363	137.390	136.448	138.720
Warehousing, storage, and related services.....	32	11	12/08	137.117	135.363	137.390	136.448	138.720
Warehousing, storage, and related services.....	32	1101	12/08	137.117	135.363	137.390	136.448	138.720
Warehousing, storage, and related services.....	32	110101	12/08	137.117	135.363	137.390	136.448	138.720
Publishing sales, excluding software.....	33	—	06/09	142.023	142.615	142.899	142.307	142.620
Book, periodical, and newspaper publishing sales and subscriptions.....	33	1	06/09	151.376	151.608	151.522	151.075	151.200

See footnotes at end of table.

Table 9. Producer price indexes for commodity and service groupings and individual items, not seasonally adjusted — Continued
 [September 2023, Index base 1982=100, unless otherwise indicated]

Title	Commodity code		Other index base	Unadjusted index ¹				
	Group code	Item code		May 2023	June 2023 ^P	July 2023 ^P	Aug. 2023 ^P	Sept. 2023 ^P
Sales of books.....	33	11		479.610	481.120	480.467	477.401	478.168
Sales of textbooks.....	33	1101		786.076	785.865	774.720	766.104	774.128
Sales of textbooks.....	33	110101	06/88	502.027	501.892	494.774	489.272	494.396
Sales of technical, scientific, and professional books.....	33	1102		790.361	790.538	790.784	790.502	790.502
Sales of technical, scientific, and professional books.....	33	110201	06/88	617.291	617.430	617.621	617.401	617.401
Sales of religious books.....	33	1103		236.161	234.004	231.903	232.738	232.848
Sales of religious books.....	33	110301	06/88	179.236	177.599	176.005	176.638	176.722
Sales of general adult and juvenile books.....	33	1104		213.474	216.714	217.810	213.942	214.701
Sales of general adult and juvenile books.....	33	110402		213.474	216.714	217.810	213.942	214.701
Sales of general adult books.....	33	1104021	12/22	102.182	104.480	104.874	104.701	104.868
Sales of juvenile books.....	33	1104022	12/22	106.031	106.614	107.338	103.112	103.759
Sales of general reference books.....	33	1105		178.285	176.653	176.653	177.959	175.076
Sales of general reference books.....	33	110501	06/88	151.774	150.384	150.384	151.496	149.042
Sales and subscriptions of periodicals and newspapers.....	33	12	06/09	148.526	148.540	148.561	148.578	148.598
Sales and subscriptions of periodicals.....	33	1201	06/07	110.730	110.730	110.730	110.730	110.730
Sales and subscriptions of periodicals.....	33	120101	06/07	110.730	110.730	110.730	110.730	110.730
Newspaper subscription and single copy sales.....	33	1202		593.029	593.127	593.269	593.384	593.523
Newspaper subscription and single copy sales.....	33	120205		593.029	593.127	593.269	593.384	593.523
Newspaper subscriptions, print and online bundled.....	33	1202051	09/15	197.368	197.758	198.322	198.779	199.328
Newspaper subscriptions, print only.....	33	1202052	09/15	178.175	178.175	178.175	178.175	178.175
Greeting card publishing sales.....	33	3	12/85	239.862	239.782	240.013	239.699	239.699
Greeting card publishing sales.....	33	31	12/85	239.862	239.782	240.013	239.699	239.699
Greeting card publishing sales.....	33	3101	12/85	239.862	239.782	240.013	239.699	239.699
Greeting card publishing sales.....	33	310101	12/85	239.862	239.782	240.013	239.699	239.699
Calendars, yearbooks, and other miscellaneous publishing sales.....	33	4	12/89	217.099	222.723	222.572	219.873	221.668
Calendars, yearbooks, and other miscellaneous publishing sales.....	33	41	12/89	217.099	222.723	222.572	219.873	221.668
Calendars, yearbooks, and other miscellaneous publishing sales.....	33	4101	12/89	217.099	222.723	222.572	219.873	221.668
Calendars, yearbooks, and other miscellaneous publishing sales.....	33	410101	12/89	217.099	222.723	222.572	219.873	221.668
Directory, mailing list, and related compilations publishing sales.....	33	6	12/22	104.428	105.248	106.512	105.828	106.425
Directory, mailing list, and related compilations publishing sales.....	33	61	12/22	104.428	105.248	106.512	105.828	106.425
Directory, mailing list, and related compilations publishing sales.....	33	6101	12/22	104.428	105.248	106.512	105.828	106.425
Directory, mailing list, and related compilations publishing sales.....	33	610101	12/22	104.428	105.248	106.512	105.828	106.425
Software publishing.....	34	—	06/09	96.624	97.072	96.776	97.608	97.592
System software publishing.....	34	1	05/22	103.801	104.752	105.905	107.499	105.469
System software publishing.....	34	11	05/22	103.801	104.752	105.905	107.499	105.469
System software publishing.....	34	1101	05/22	103.801	104.752	105.905	107.499	105.469
System software publishing.....	34	110101	05/22	103.801	104.752	105.905	107.499	105.469
Application software publishing.....	34	2	06/09	105.766	105.733	103.780	103.914	106.129
Application software publishing.....	34	21	06/09	105.766	105.733	103.780	103.914	106.129
Desktop and portable device application software publishing.....	34	2101	12/08	104.571	105.317	103.599	102.862	107.469
Desktop and portable device application software publishing.....	34	210101	12/08	104.571	105.317	103.599	102.862	107.469
Application software publishing, cross-industry, vertical market, utilities, and other.....	34	2103	12/08	117.587	116.773	113.908	115.143	115.315
Application software publishing, cross-industry, vertical market, utilities, and other.....	34	210301	12/08	117.587	116.773	113.908	115.143	115.315
Application software publishing, game software.....	34	2104	12/13	81.834	82.387	82.252	81.164	84.342
Application software publishing, game software.....	34	210401	12/13	81.834	82.387	82.252	81.164	84.342
Network compensation from broadcast and cable television and radio.....	35	—	06/09	159.596	159.139	159.139	159.139	159.139
Affiliate agreements, programming sales, and retransmission fees for cable and broadcast tv.....	35	1	06/09	159.829	159.829	159.829	159.829	159.829
Affiliate agreements, programming sales, and retransmission fees for cable and broadcast tv.....	35	11	06/09	159.829	159.829	159.829	159.829	159.829
Affiliate agreements, programming sales, and retransmission fees for cable and broadcast tv.....	35	1101	12/08	162.794	162.794	162.794	162.794	162.794
Affiliate agreements, programming sales, and retransmission fees for cable and broadcast tv.....	35	110101	12/08	162.794	162.794	162.794	162.794	162.794
Affiliate agreements, programming sales, and retransmission fees for radio....	35	2	06/09	161.654	159.747	159.747	159.747	159.747
Affiliate agreements, programming sales, and retransmission fees for radio.....	35	21	06/09	161.654	159.747	159.747	159.747	159.747
Affiliate agreements, programming sales, and network compensation for radio.....	35	2101	12/08	161.381	159.478	159.478	159.478	159.478
Affiliate agreements, programming sales, and network compensation for radio.....	35	210101	12/08	161.381	159.478	159.478	159.478	159.478
Advertising space and time sales.....	36	—	06/09	99.793	98.853	97.712	95.879	95.642

See footnotes at end of table.

Table 9. Producer price indexes for commodity and service groupings and individual items, not seasonally adjusted — Continued

[September 2023, Index base 1982=100, unless otherwise indicated]

Title	Commodity code		Other index base	Unadjusted index ¹				
	Group code	Item code		May 2023	June 2023 ^p	July 2023 ^p	Aug. 2023 ^p	Sept. 2023 ^p
Advertising space sales in periodicals, newspapers, directories, and mailing lists.....	36	1	06/09	103.629	103.334	103.334	102.911	102.548
Advertising space sales in periodicals and newspapers.....	36	11	06/09	103.129	102.785	102.785	102.292	101.862
Advertising space sales in periodicals.....	36	1101		467.966	467.966	467.966	467.966	467.966
Advertising space sales in newspapers.....	36	1102		358.292	355.607	355.607	351.751	348.397
Advertising space sales in newspapers, print only.....	36	110203	09/15	85.896	85.253	85.253	84.328	83.524
Advertising space sales in directories and mailing lists.....	36	12	12/08	110.699	110.699	110.699	110.699	110.734
Print advertising space sales in directories and mailing lists.....	36	1201	12/08	110.699	110.699	110.699	110.699	110.734
Print advertising space sales in directories and mailing lists.....	36	120101	12/08	110.699	110.699	110.699	110.699	110.734
Television advertising time sales.....	36	2	06/09	87.729	85.128	82.662	75.644	74.658
Television advertising time sales.....	36	21	06/09	87.729	85.128	82.662	75.644	74.658
Broadcast and network television advertising time sales.....	36	2101	12/08	77.619	77.386	73.716	73.058	73.156
Broadcast and network television advertising time sales.....	36	210101	12/08	77.619	77.386	73.716	73.058	73.156
Cable network advertising time sales.....	36	2102	12/08	87.580	82.582	81.279	67.818	65.737
Cable network advertising time sales.....	36	210201	12/08	87.580	82.582	81.279	67.818	65.737
Local cable system advertising time sales.....	36	2103	12/08	73.245	73.245	73.245	73.245	73.245
Local cable system advertising time sales.....	36	210301	12/08	73.245	73.245	73.245	73.245	73.245
Radio advertising time sales.....	36	3	03/09	100.033	96.967	90.990	94.790	96.120
Radio advertising time sales.....	36	31	03/09	100.033	96.967	90.990	94.790	96.120
Radio advertising time sales.....	36	3101	03/09	100.033	96.967	90.990	94.790	96.120
Radio advertising time sales.....	36	310101	03/09	100.033	96.967	90.990	94.790	96.120
Internet advertising sales.....	36	6	12/22	107.222	107.231	107.058	107.045	107.051
Internet advertising sales.....	36	61	12/22	107.222	107.231	107.058	107.045	107.051
Internet advertising sales.....	36	6101	12/22	107.222	107.231	107.058	107.045	107.051
Internet advertising sales.....	36	610101	12/22	107.222	107.231	107.058	107.045	107.051
Telecommunication, cable, and internet user services.....	37	—	06/09	112.189	112.334	112.274	112.676	111.711
Wired telephone services.....	37	1	06/09	122.420	122.110	122.742	123.566	123.644
Residential wired telephone services.....	37	11	06/09	157.453	157.699	157.558	158.296	159.023
Local residential wired telephone service.....	37	1101	12/08	157.585	157.580	157.573	158.426	158.580
Local residential wired telephone service.....	37	110101	12/08	157.585	157.580	157.573	158.426	158.580
Long distance residential wired telephone service.....	37	1102	03/09	158.491	158.934	158.475	159.048	160.732
Long distance residential wired telephone service.....	37	110201	03/09	158.491	158.934	158.475	159.048	160.732
All-distance residential wired telephone service.....	37	1103	12/11	143.659	148.643	150.651	150.939	151.460
All-distance residential wired telephone service.....	37	110301	12/11	143.659	148.643	150.651	150.939	151.460
Business wired telephone services.....	37	12	06/09	103.486	102.857	103.967	104.975	104.755
Local business wired telephone service.....	37	1201	12/08	131.244	130.764	130.722	130.193	129.799
Local business wired telephone service.....	37	120101	12/08	131.244	130.764	130.722	130.193	129.799
Long distance business wired telephone and other toll service.....	37	1202	04/09	99.658	97.807	100.623	99.443	99.034
Long distance business wired telephone and other toll service.....	37	120201	04/09	106.936	104.950	107.972	106.705	106.267
Private line wired telephone service.....	37	1204	12/11	96.443	96.465	97.085	100.094	100.056
Private line wired telephone service.....	37	120401	12/11	96.443	96.465	97.085	100.094	100.056
All-distance business wired telephone service (partial).....	37	1205	05/22	99.217	97.964	99.829	99.968	99.753
All-distance business wired telephone service.....	37	120501	05/22	99.217	97.964	99.829	99.968	99.753
Other telephone services.....	37	13	12/08	102.994	102.994	102.994	102.994	102.994
Other wired telephone services.....	37	1301	12/08	102.994	102.994	102.994	102.994	102.994
Other wired telephone services.....	37	130104	12/08	102.329	102.329	102.329	102.329	102.329
Wireless telecommunication services.....	37	2	06/09	66.472	66.474	66.473	66.478	66.477
Cellular phone and other wireless telecommunication services.....	37	21	03/09	64.939	64.942	64.940	64.945	64.944
Cellular phone and other wireless telecommunication services.....	37	2101	03/09	64.939	64.942	64.940	64.945	64.944
Cellular phone and other wireless telecommunication services.....	37	210101	03/09	64.939	64.942	64.940	64.945	64.944
Cable and satellite subscriber services.....	37	3	12/08	167.105	168.841	168.445	168.857	168.804
Cable and satellite subscriber services.....	37	31	12/08	167.105	168.841	168.445	168.857	168.804
Cable and satellite subscriber services.....	37	3101	12/08	167.105	168.841	168.445	168.857	168.804
Cable and satellite subscriber services.....	37	310101	12/08	167.105	168.841	168.445	168.857	168.804
Internet access services.....	37	4	03/09	91.542	92.134	91.940	91.406	91.239
Internet access services.....	37	41	03/09	91.542	92.134	91.940	91.406	91.239
Residential Internet access services.....	37	4102	12/11	89.243	89.765	89.581	89.636	89.651
Residential Internet access services.....	37	410201	12/11	89.243	89.765	89.581	89.636	89.651
Business Internet access services.....	37	4103	12/11	99.035	99.825	99.601	97.453	96.784
Business Internet access services.....	37	410301	12/11	99.035	99.825	99.601	97.453	96.784
Bundled wired telecommunications access services.....	37	5	12/11	128.880	128.857	128.421	129.733	125.664
Bundled wired telecommunications access services.....	37	51	12/11	128.880	128.857	128.421	129.733	125.664

See footnotes at end of table.

Table 9. Producer price indexes for commodity and service groupings and individual items, not seasonally adjusted — Continued

[September 2023, Index base 1982=100, unless otherwise indicated]

Title	Commodity code		Other index base	Unadjusted index ¹				
	Group code	Item code		May 2023	June 2023 ^P	July 2023 ^P	Aug. 2023 ^P	Sept. 2023 ^P
Bundled wired telecommunications access services.....	37	5101	12/11	128.880	128.857	128.421	129.733	125.664
Bundled wired telecommunications access services.....	37	510101	12/11	128.880	128.857	128.421	129.733	125.664
Data processing and related services.....	38	—	06/09	105.424	105.706	106.039	106.176	105.962
Data processing and related services.....	38	1	06/09	105.424	105.706	106.039	106.176	105.962
Data processing and related services.....	38	11	06/09	105.424	105.706	106.039	106.176	105.962
Hosting, ASP and other IT infrastructure provisioning services.....	38	1101	12/08	110.311	110.779	111.313	111.540	111.157
Hosting, ASP and other IT infrastructure provisioning services.....	38	110101	12/08	110.311	110.779	111.313	111.540	111.157
Business process management services (partial).....	38	1102	12/08	96.756	96.756	96.756	96.756	96.842
Business process management services (partial).....	38	110201	12/08	96.756	96.756	96.756	96.756	96.842
Data management, information transformation and other services.....	38	1103	12/08	99.488	99.488	99.544	99.544	99.544
Data management, information transformation and other services.....	38	110301	12/08	99.488	99.488	99.544	99.544	99.544
Credit intermediation services (partial).....	39	—	06/09	116.530	117.872	116.118	118.489	121.029
Loan services (partial).....	39	1	06/09	200.724	199.818	195.995	203.407	198.875
Business loans (partial).....	39	11	04/09	393.307	392.973	385.203	400.061	386.587
Business loans (partial).....	39	1101	04/09	393.307	392.973	385.203	400.061	386.587
Business loans (partial).....	39	110101	04/09	393.307	392.973	385.203	400.061	386.587
Consumer loans (partial).....	39	12	06/09	121.221	118.851	117.244	122.069	123.377
Residential real estate loans (partial).....	39	1201	04/09	145.212	142.020	140.692	145.923	149.463
Residential real estate loans, except home equity (partial).....	39	120101	04/09	110.271	106.460	105.903	106.948	111.627
Home equity loans (partial).....	39	120102	04/09	457.499	455.910	448.970	483.319	482.322
Vehicle loans (partial).....	39	1202	04/09	56.457	53.798	51.187	56.017	52.030
Vehicle loans (partial).....	39	120201	04/09	56.457	53.798	51.187	56.017	52.030
Credit cards, overdraft credit, and related plans (partial).....	39	1203	04/09	192.993	197.481	194.572	199.945	196.123
Credit cards, overdraft credit, and related plans (partial).....	39	120301	04/09	192.993	197.481	194.572	199.945	196.123
Other loans and loan services (partial).....	39	13	04/09	106.146	107.135	103.700	105.452	104.098
Other loans and loan services (partial).....	39	1301	04/09	106.146	107.135	103.700	105.452	104.098
Other loans and loan services (partial).....	39	130101	04/09	106.146	107.135	103.700	105.452	104.098
Deposit services (partial).....	39	2	04/09	65.768	69.438	68.958	67.367	76.741
Deposit services (partial).....	39	21	04/09	65.768	69.438	68.958	67.367	76.741
Deposit services (partial).....	39	2101	04/09	65.768	69.438	68.958	67.367	76.741
Deposit services (partial).....	39	210101	04/09	65.768	69.438	68.958	67.367	76.741
Other credit intermediation services, including trust services (partial).....	39	3	04/09	99.005	99.006	98.993	101.509	101.520
Other credit intermediation services, including trust services (partial).....	39	31	04/09	99.005	99.006	98.993	101.509	101.520
Other credit intermediation services, including trust services (partial).....	39	3101	04/09	99.005	99.006	98.993	101.509	101.520
Other credit intermediation services, including trust services (partial).....	39	310101	04/09	99.005	99.006	98.993	101.509	101.520
Investment services.....	40	—	06/09	218.147	217.784	225.539	228.664	228.895
Securities brokerage, dealing, investment advice, and related services.....	40	1	06/09	211.234	211.281	214.783	216.635	216.117
Securities brokerage, dealing, investment advice, and related services.....	40	11	06/09	211.234	211.281	214.783	216.635	216.117
Securities brokerage, dealing, and investment advice.....	40	1101	12/08	101.834	101.791	103.857	102.891	102.538
Securities brokerage, dealing, and investment advice.....	40	110101	12/08	101.834	101.791	103.857	102.891	102.538
Securities brokerage and dealing related services (partial).....	40	1102	12/08	748.500	749.510	757.033	787.660	787.158
Securities brokerage and dealing related services.....	40	110201	12/08	748.500	749.510	757.033	787.660	787.158
Portfolio management.....	40	2	12/08	244.455	243.600	261.108	266.114	264.885
Portfolio management.....	40	21	12/08	244.455	243.600	261.108	266.114	264.885
Portfolio management.....	40	2101	12/08	244.455	243.600	261.108	266.114	264.885
Portfolio management.....	40	210101	12/08	244.455	243.600	261.108	266.114	264.885
Investment banking.....	40	3	12/08	240.375	239.366	239.200	243.811	253.217
Investment banking.....	40	31	12/08	240.375	239.366	239.200	243.811	253.217
Investment banking.....	40	3101	12/08	240.375	239.366	239.200	243.811	253.217
Investment banking.....	40	310101	12/08	240.375	239.366	239.200	243.811	253.217
Insurance and annuities.....	41	—	06/09	129.723	130.990	131.022	131.287	131.363
Insurance.....	41	1	06/09	132.452	133.817	133.819	134.104	134.188
Insurance.....	41	11	06/09	132.452	133.817	133.819	134.104	134.188
Life insurance.....	41	1101	03/09	108.183	108.182	107.836	107.836	107.423
Life insurance.....	41	110101	03/09	108.183	108.182	107.836	107.836	107.423
Disability insurance, including accidental death.....	41	1102	03/09	101.977	101.977	101.977	101.977	101.977
Disability insurance, including accidental death.....	41	110201	03/09	101.977	101.977	101.977	101.977	101.977
Health and medical insurance.....	41	1103	03/09	148.069	148.098	148.089	148.687	148.756
Health and medical insurance.....	41	110301	03/09	148.069	148.098	148.089	148.687	148.756
Property and casualty insurance.....	41	1104	03/09	132.535	135.350	135.541	135.823	136.176
Property and casualty insurance.....	41	110401	03/09	132.535	135.350	135.541	135.823	136.176

See footnotes at end of table.

Table 9. Producer price indexes for commodity and service groupings and individual items, not seasonally adjusted — Continued
 [September 2023, Index base 1982=100, unless otherwise indicated]

Title	Commodity code		Other index base	Unadjusted index ¹				
	Group code	Item code		May 2023	June 2023 ^P	July 2023 ^P	Aug. 2023 ^P	Sept. 2023 ^P
Annuities.....	41	2	03/09	114.306	114.228	114.758	114.753	114.732
Annuities.....	41	21	03/09	114.306	114.228	114.758	114.753	114.732
Annuities.....	41	2101	03/09	114.306	114.228	114.758	114.753	114.732
Annuities.....	41	210101	03/09	114.306	114.228	114.758	114.753	114.732
Commissions and fees from sales and administration of insurance policies (partial).....	42	—	06/09	110.411	110.501	109.967	109.967	109.967
Commissions from sales of insurance.....	42	1	06/09	110.411	110.501	109.967	109.967	109.967
Commissions from sales of insurance.....	42	11	06/09	110.411	110.501	109.967	109.967	109.967
Commissions from sales of life insurance and annuities.....	42	1101	06/09	104.877	104.877	104.877	104.877	104.877
Commissions from sales of life insurance and annuities.....	42	110101	06/09	104.877	104.877	104.877	104.877	104.877
Commissions from sales of health and medical insurance.....	42	1102	06/09	110.062	110.676	110.676	110.676	110.676
Commissions from sales of health and medical insurance.....	42	110201	06/09	110.062	110.676	110.676	110.676	110.676
Commissions from sales of property and casualty insurance.....	42	1103	06/09	113.745	113.745	112.888	112.888	112.888
Commissions from sales of property and casualty insurance.....	42	110301	06/09	113.745	113.745	112.888	112.888	112.888
Commissions from sales of other insurance.....	42	1104	06/09	100.720	100.720	100.786	100.786	100.786
Commissions from sales of other insurance.....	42	110401	06/09	100.720	100.720	100.786	100.786	100.786
Real estate services (partial).....	43	—	06/09	143.888	145.523	145.693	148.838	150.614
Nonresidential real estate services.....	43	1	06/09	127.523	129.069	128.519	132.043	134.578
Nonresidential real estate rents.....	43	11	06/09	127.363	129.218	128.206	132.482	135.464
Office buildings, gross rents.....	43	1101	12/08	132.305	130.277	131.179	134.921	135.530
Office buildings, gross rents.....	43	110101	12/08	132.305	130.277	131.179	134.921	135.530
Retail properties, gross rents.....	43	1102	04/09	120.697	122.913	119.522	124.765	129.804
Retail properties, gross rents.....	43	110201	04/09	120.697	122.913	119.522	124.765	129.804
Industrial buildings, gross rents.....	43	1103	04/09	114.542	113.692	114.006	114.254	113.933
Industrial buildings, gross rents.....	43	110301	04/09	114.542	113.692	114.006	114.254	113.933
Self-service storage and miniwarehouses, gross rents.....	43	1104	12/08	171.447	173.195	173.698	174.810	175.155
Self-service storage and miniwarehouses, gross rents.....	43	110401	12/08	171.447	173.195	173.698	174.810	175.155
Other nonresidential buildings, gross rents.....	43	1105	12/08	101.377	111.409	110.232	116.661	122.715
Other nonresidential buildings, gross rents.....	43	110501	12/08	101.377	111.409	110.232	116.661	122.715
Nonresidential property sales and leases including land, brokerage fees and commissions.....	43	12	12/08	142.180	142.626	141.805	142.264	142.315
Nonresidential property sales and leases including land, brokerage fees and commissions.....	43	1201	12/08	142.180	142.626	141.805	142.264	142.315
Nonresidential property sales and leases including land, brokerage fees and commissions.....	43	120101	12/08	142.180	142.626	141.805	142.264	142.315
Nonresidential property management fees.....	43	13	12/08	100.353	100.642	103.395	104.214	105.648
Nonresidential property management fees.....	43	1301	12/08	100.353	100.642	103.395	104.214	105.648
Nonresidential property management fees.....	43	130101	12/08	100.353	100.642	103.395	104.214	105.648
Residential real estate services (partial).....	43	2	06/09	173.454	175.331	177.004	179.427	179.683
Residential property sales and rental, brokerage fees and commissions.....	43	21	12/08	193.107	195.932	197.889	201.343	202.012
Residential property sales and rental, brokerage fees and commissions.....	43	2101	12/08	193.107	195.932	197.889	201.343	202.012
Residential property sales and rental, brokerage fees and commissions.....	43	210101	12/08	193.107	195.932	197.889	201.343	202.012
Residential property management fees.....	43	22	12/08	128.142	127.920	128.950	129.083	128.435
Residential property management fees.....	43	2201	12/08	128.142	127.920	128.950	129.083	128.435
Residential property management fees.....	43	220101	12/08	128.142	127.920	128.950	129.083	128.435
Real estate appraisal fees.....	43	3	12/08	119.275	118.871	118.871	118.852	118.515
Real estate appraisal fees.....	43	31	12/08	119.275	118.871	118.871	118.852	118.515
Real estate appraisal fees.....	43	3101	12/08	119.275	118.871	118.871	118.852	118.515
Real estate appraisal fees.....	43	310101	12/08	119.275	118.871	118.871	118.852	118.515
Rental and leasing of goods (partial).....	44	—	06/09	108.322	110.340	111.897	111.354	108.785
Passenger car rental.....	44	1	03/09	104.227	107.694	112.054	111.288	104.907
Passenger car rental.....	44	11	03/09	104.227	107.694	112.054	111.288	104.907
Passenger car rental.....	44	1101	03/09	104.227	107.694	112.054	111.288	104.907
Passenger car rental.....	44	110101	03/09	104.227	107.694	112.054	111.288	104.907
Truck, trailer, and RV rental and leasing.....	44	2	06/09	122.802	125.579	124.497	123.675	124.113
Truck, trailer, and RV rental and leasing.....	44	21	06/09	115.370	117.979	116.964	116.191	116.602
Truck, truck trailer and RV rental.....	44	2101	12/08	121.738	126.127	124.098	123.099	124.116
Truck, truck trailer and RV rental.....	44	210101	12/08	121.738	126.127	124.098	123.099	124.116
Truck, truck trailer and RV leasing.....	44	2102	12/08	119.807	121.341	120.974	120.303	120.312
Truck, truck trailer and RV leasing.....	44	210201	12/08	119.807	121.341	120.974	120.303	120.312
Construction, mining, and forestry machinery and equipment rental and leasing.....	44	3	03/09	105.911	105.723	105.858	105.764	105.527

See footnotes at end of table.

Table 9. Producer price indexes for commodity and service groupings and individual items, not seasonally adjusted — Continued
 [September 2023, Index base 1982=100, unless otherwise indicated]

Title	Commodity code		Other index base	Unadjusted index ¹				
	Group code	Item code		May 2023	June 2023 ^P	July 2023 ^P	Aug. 2023 ^P	Sept. 2023 ^P
Construction, mining, and forestry machinery and equipment rental and leasing.....	44	31	03/09	105.911	105.723	105.858	105.764	105.527
Construction, mining, and forestry machinery and equipment rental and leasing.....	44	3101	03/09	105.911	105.723	105.858	105.764	105.527
Construction, mining, and forestry machinery and equipment rental and leasing.....	44	310101	03/09	105.911	105.723	105.858	105.764	105.527
Professional services (partial).....	45	—	06/09	138.199	138.827	139.339	139.408	139.461
Legal services.....	45	1	03/09	162.914	162.922	163.823	163.618	163.601
Legal services.....	45	11	03/09	162.914	162.922	163.823	163.618	163.601
Legal services.....	45	1101	03/09	162.914	162.922	163.823	163.618	163.601
Legal services.....	45	110101	03/09	162.914	162.922	163.823	163.618	163.601
Accounting services (partial).....	45	2	06/09	127.149	126.929	129.031	129.588	129.836
Accounting services, excluding payroll.....	45	21	06/09	127.149	126.929	129.031	129.588	129.836
Financial auditing.....	45	2101	12/08	115.775	115.211	120.017	121.047	121.178
Financial auditing.....	45	210101	12/08	115.775	115.211	120.017	121.047	121.178
Tax preparation and planning.....	45	2102	04/09	128.964	129.054	129.364	129.732	130.034
Tax preparation and planning.....	45	210201	04/09	128.964	129.054	129.364	129.732	130.034
Bookkeeping and compilation.....	45	2103	12/08	144.618	142.946	145.132	145.286	145.364
Bookkeeping and compilation.....	45	210301	12/08	144.618	142.946	145.132	145.286	145.364
Other accounting services, including billing and review (partial).....	45	2104	12/08	115.825	117.235	117.753	118.192	118.724
Other accounting services, including billing and review (partial).....	45	210401	12/08	115.825	117.235	117.753	118.192	118.724
Architectural and engineering services.....	45	3	06/09	132.086	132.183	132.410	132.352	132.352
Architectural services.....	45	31	03/09	112.851	112.883	113.146	113.044	113.044
Architectural services.....	45	3101	03/09	112.851	112.883	113.146	113.044	113.044
Architectural services.....	45	310101	03/09	112.851	112.883	113.146	113.044	113.044
Engineering services.....	45	32	03/09	135.576	135.685	135.905	135.855	135.855
Engineering services.....	45	3201	03/09	135.576	135.685	135.905	135.855	135.855
Engineering services.....	45	320101	03/09	135.576	135.685	135.905	135.855	135.855
Management, scientific, and technical consulting services.....	45	4	06/09	115.624	119.026	117.563	117.725	117.777
Management consulting services.....	45	41	06/09	115.624	119.026	117.563	117.725	117.777
Administrative and general management consulting services.....	45	4101	12/08	136.261	142.695	139.662	139.683	139.723
Administrative and general management consulting services.....	45	410101	12/08	136.261	142.695	139.662	139.683	139.723
Human resources consulting services.....	45	4102	12/08	109.356	110.147	110.317	110.333	110.435
Human resources consulting services.....	45	410201	12/08	109.356	110.147	110.317	110.333	110.435
Marketing consulting services.....	45	4103	12/08	64.792	64.800	64.800	64.800	64.800
Marketing consulting services.....	45	410301	12/08	64.792	64.800	64.800	64.800	64.800
Process, physical distribution, and logistics consulting services.....	45	4104	12/08	115.819	115.382	116.772	118.551	118.821
Process, physical distribution, and logistics consulting services.....	45	410401	12/08	115.819	115.382	116.772	118.551	118.821
Advertising and related services (partial).....	45	5	12/08	118.184	118.092	118.092	118.083	118.185
Advertising agency services.....	45	51	12/08	118.184	118.092	118.092	118.083	118.185
Advertising agency services.....	45	5101	12/08	118.184	118.092	118.092	118.083	118.185
Advertising agency services.....	45	510101	12/08	118.184	118.092	118.092	118.083	118.185
Information technology (IT) technical support and consulting services (partial).....	45	6	12/08	119.778	119.903	125.657	127.284	127.482
Information technology (IT) technical support and consulting services (partial).....	45	61	12/08	119.778	119.903	125.657	127.284	127.482
Information technology (IT) technical support and consulting services (partial).....	45	6101	12/08	119.778	119.903	125.657	127.284	127.482
Information technology (IT) technical support and consulting services (partial).....	45	610101	12/08	119.778	119.903	125.657	127.284	127.482
Employment services.....	46	—	06/09	129.818	129.529	129.714	129.506	128.992
Permanent placement services.....	46	1	03/09	129.131	128.468	131.354	129.772	129.428
Permanent placement services.....	46	11	03/09	129.131	128.468	131.354	129.772	129.428
Employment placement services.....	46	1101	03/09	129.131	128.468	131.354	129.772	129.428
Employment placement services.....	46	110101	03/09	129.131	128.468	131.354	129.772	129.428
Executive search services.....	46	2	12/08	102.227	103.338	103.694	105.069	103.301
Executive search services.....	46	21	12/08	102.227	103.338	103.694	105.069	103.301
Executive search services.....	46	2101	12/08	102.227	103.338	103.694	105.069	103.301
Executive search services.....	46	210101	12/08	102.227	103.338	103.694	105.069	103.301
Staffing services.....	46	3	06/09	130.431	130.130	130.202	130.021	129.523
Temporary help services.....	46	31	03/09	140.902	140.313	140.454	140.099	139.124
Temporary help services.....	46	3101	03/09	140.902	140.313	140.454	140.099	139.124
Temporary help services.....	46	310101	03/09	140.902	140.313	140.454	140.099	139.124

See footnotes at end of table.

Table 9. Producer price indexes for commodity and service groupings and individual items, not seasonally adjusted — Continued

[September 2023, Index base 1982=100, unless otherwise indicated]

Title	Commodity code		Other index base	Unadjusted index ¹				
	Group code	Item code		May 2023	June 2023 ^P	July 2023 ^P	Aug. 2023 ^P	Sept. 2023 ^P
Co-employment staffing services.....	46	32	12/08	120.050	120.050	120.050	120.050	120.050
Co-employment staffing services.....	46	3201	12/08	120.050	120.050	120.050	120.050	120.050
Co-employment staffing services.....	46	320101	12/08	120.050	120.050	120.050	120.050	120.050
Travel arrangement services (partial).....	47	—	06/09	103.362	103.928	104.901	107.463	107.073
Arrangement of flights (partial).....	47	1	06/09	100.238	99.465	101.339	102.003	101.766
Arrangement of international flights.....	47	11	12/08	109.408	108.161	110.685	111.835	111.153
Arrangement of international flights.....	47	1101	12/08	109.408	108.161	110.685	111.835	111.153
Arrangement of international flights.....	47	110101	12/08	109.408	108.161	110.685	111.835	111.153
Arrangement of domestic flights.....	47	12	12/08	80.632	80.520	81.423	81.423	81.766
Arrangement of domestic flights (partial).....	47	1201	12/08	80.632	80.520	81.423	81.423	81.766
Arrangement of domestic flights.....	47	120101	12/08	80.632	80.520	81.423	81.423	81.766
Arrangement of vehicle rentals and lodging.....	47	2	12/08	102.006	100.949	99.863	100.235	100.072
Arrangement of vehicle rentals and lodging.....	47	21	12/08	102.006	100.949	99.863	100.235	100.072
Arrangement of vehicle rentals and lodging (partial).....	47	2101	12/08	102.006	100.949	99.863	100.235	100.072
Arrangement of vehicle rentals and lodging.....	47	210101	12/08	102.006	100.949	99.863	100.235	100.072
Arrangement of cruises and tours.....	47	3	12/08	104.912	110.143	111.871	112.752	112.018
Arrangement of cruises and tours.....	47	31	12/08	104.912	110.143	111.871	112.752	112.018
Arrangement of cruises and tours.....	47	3101	12/08	104.912	110.143	111.871	112.752	112.018
Arrangement of cruises and tours.....	47	310101	12/08	104.912	110.143	111.871	112.752	112.018
Other travel arrangements (partial).....	47	4	12/08	116.541	116.541	116.541	125.481	124.940
Other travel arrangements (partial).....	47	41	12/08	116.541	116.541	116.541	125.481	124.940
Other travel arrangements (partial).....	47	4101	12/08	116.541	116.541	116.541	125.481	124.940
Other travel arrangements (partial).....	47	410101	12/08	116.541	116.541	116.541	125.481	124.940
Selected security services (partial).....	48	—	03/09	145.492	145.580	145.832	149.631	149.452
Security guard services.....	48	1	03/09	145.492	145.580	145.832	149.631	149.452
Security guard services.....	48	11	03/09	145.492	145.580	145.832	149.631	149.452
Security guard services.....	48	1101	03/09	145.492	145.580	145.832	149.631	149.452
Security guard services.....	48	110101	03/09	145.492	145.580	145.832	149.631	149.452
Cleaning and building maintenance services (partial).....	49	—	03/09	126.273	126.281	126.205	126.201	126.188
Janitorial services.....	49	1	03/09	126.273	126.281	126.205	126.201	126.188
Janitorial services.....	49	11	03/09	126.273	126.281	126.205	126.201	126.188
Janitorial services.....	49	1101	03/09	126.273	126.281	126.205	126.201	126.188
Janitorial services.....	49	110101	03/09	126.273	126.281	126.205	126.201	126.188
Waste collection and remediation services (partial).....	50	—	12/08	168.130	167.537	167.392	168.102	169.527
Waste collection.....	50	1	12/08	168.130	167.537	167.392	168.102	169.527
Solid waste collection.....	50	11	12/08	168.130	167.537	167.392	168.102	169.527
Solid waste collection.....	50	1101	12/08	168.130	167.537	167.392	168.102	169.527
Solid waste collection.....	50	110101	12/08	168.130	167.537	167.392	168.102	169.527
Health care services.....	51	—	06/09	135.176	135.189	136.000	136.107	136.296
Outpatient care (partial).....	51	1	06/09	127.939	127.860	128.647	128.803	129.087
Outpatient care (partial).....	51	11	06/09	127.939	127.860	128.647	128.803	129.087
Physician care.....	51	1101	03/09	116.618	116.654	116.745	116.754	116.769
Medicare patients: physician care.....	51	110102	06/14	106.419	106.419	106.401	106.401	106.401
Medicaid patients: physician care.....	51	110103	06/14	89.102	89.347	89.327	89.333	89.333
Private insurance patients: physician care.....	51	110104	06/14	111.240	111.233	111.426	111.429	111.446
All other patients: physician care.....	51	110105	06/14	115.519	115.519	115.511	115.572	115.635
Medical laboratory and diagnostic imaging center care.....	51	1102	03/09	95.163	95.139	95.120	95.213	95.201
Medical laboratory care.....	51	110201	03/09	90.941	90.907	90.879	91.014	90.996
Medicare patients: medical laboratory care.....	51	1102011	06/14	79.423	79.423	79.423	79.423	79.423
Medicaid patients: medical laboratory care.....	51	1102012	06/14	95.625	95.625	95.625	95.625	95.625
Private insurance patients: medical laboratory care.....	51	1102013	06/14	98.188	98.123	98.070	98.328	98.293
All other patients: medical laboratory care.....	51	1102014	06/14	103.207	103.207	103.207	103.207	103.207
Diagnostic imaging center care.....	51	110202	03/09	101.912	101.912	101.912	101.912	101.912
Medicare and Medicaid patients: diagnostic imaging center care.....	51	1102021	06/14	91.903	91.903	91.903	91.903	91.903
Private insurance and all other patients: diagnostic imaging center care.....	51	1102024	06/14	104.575	104.575	104.575	104.575	104.575
Home health and hospice care.....	51	1103	12/08	126.147	126.309	126.504	127.394	128.162
Home health and hospice care.....	51	110301	12/08	126.147	126.309	126.504	127.394	128.162
Medicare and Medicaid patients: home health and hospice care.....	51	11030101	12/08	119.744	119.744	120.016	120.724	121.599
Medicare patients: home health and hospice care.....	51	110301011	12/08	110.524	110.524	110.524	110.524	110.524
Medicaid patients: home health and hospice care.....	51	110301012	12/08	128.797	128.797	129.311	130.648	132.302

See footnotes at end of table.

Table 9. Producer price indexes for commodity and service groupings and individual items, not seasonally adjusted — Continued
 [September 2023, Index base 1982=100, unless otherwise indicated]

Title	Commodity code		Other index base	Unadjusted index ¹				
	Group code	Item code		May 2023	June 2023 ^P	July 2023 ^P	Aug. 2023 ^P	Sept. 2023 ^P
Private insurance and all other patients: home health and hospice care.....	51	11030102	12/08	145.835	146.507	146.505	148.095	148.685
Private insurance patients: home health and hospice care.....	51	110301021	06/14	109.336	109.336	109.336	109.336	113.626
All other patients: home health and hospice care.....	51	110301022	06/14	153.186	153.972	153.970	155.832	155.832
Hospital outpatient care.....	51	1104	12/08	147.778	147.474	149.575	149.483	150.093
Hospital outpatient care.....	51	110401	12/08	147.778	147.474	149.575	149.483	150.093
Hospital outpatient care, general medical & surgical hospitals.....	51	1104011	12/08	147.712	147.330	149.539	149.443	150.084
Medicare patients: hospital outpatient care, general medical and surgical hospitals.....	51	11040111	06/14	115.062	115.062	115.062	115.067	115.067
Medicaid patients: hospital outpatient care, general medical and surgical hospitals.....	51	11040112	06/14	97.045	97.045	106.380	106.380	106.380
Private insurance and all other patients: outpatient care, gen. medical and surgical hospitals.....	51	11040113	06/14	132.750	132.218	133.926	133.789	134.682
Dental care.....	51	1105	06/10	131.027	131.031	131.031	132.016	132.016
Private insurance patients: dental care.....	51	110502	06/14	119.247	119.247	119.247	120.020	120.020
Private insurance patients: dental visits and consultations.....	51	1105021	06/14	130.965	130.965	130.965	132.533	132.533
Private insurance patients: dental surgical intervention services.....	51	1105022	06/14	114.204	114.204	114.204	114.204	114.204
Private insurance patients: dental non-surgical intervention services.....	51	1105023	06/14	113.275	113.275	113.275	113.740	113.740
Medicare, Medicaid and all other patients: dental care.....	51	110503	06/14	126.224	126.234	126.234	127.353	127.353
Medicare, Medicaid and all other patients: dental visits and consultations.....	51	1105031	06/14	128.755	128.772	128.772	130.805	130.805
Medicare, Medicaid and all other patients: dental surgical intervention services.....	51	1105032	06/14	112.531	112.531	112.531	112.531	112.531
Medicare and Medicaid and all other patients: dental non-surgical intervention services.....	51	1105033	06/14	128.775	128.783	128.783	129.650	129.650
Inpatient care.....	51	2	06/09	146.353	146.551	147.390	147.397	147.408
Inpatient care.....	51	21	06/09	146.353	146.551	147.390	147.397	147.408
Hospital inpatient care.....	51	2101	12/08	147.828	148.129	148.361	148.226	148.372
Hospital inpatient care.....	51	210101	12/08	147.828	148.129	148.361	148.226	148.372
Hospital inpatient care, general medical and surgical hospitals.....	51	2101011	12/08	149.390	149.688	149.898	149.800	150.000
Medicare patients: hospital inpatient care, general medical and surgical hospitals.....	51	21010111	06/14	118.697	118.370	118.569	118.568	118.568
Medicaid patients: hospital inpatient care, general medical and surgical hospitals.....	51	21010112	06/14	115.799	115.799	112.878	112.736	112.736
Private insur. & all other patients: hospital inpatient, general medical and surgical hospitals.....	51	21010113	06/14	137.854	138.704	139.930	139.794	140.172
Private insurance patients: hospital inpatient care, general medical and surgical hospitals.....	51	210101131	06/14	137.328	138.271	139.630	139.479	139.897
All other patients: hospital inpatient care, general medical and surgical hospitals.....	51	210101132	06/14	144.332	144.332	144.332	144.332	144.332
Hospital inpatient care, psychiatric & substance abuse hospitals.....	51	2101012	12/08	132.421	132.421	132.947	132.735	132.735
Hospital inpatient care, specialty hospitals.....	51	2101013	12/08	126.384	127.098	127.563	126.543	125.463
Medicare patients: hospital inpatient care, specialty hospitals.....	51	21010131	06/14	114.990	114.988	114.277	114.264	114.475
Medicaid patients: hospital inpatient care, specialty hospitals.....	51	21010132	06/14	115.689	115.836	116.943	114.348	109.110
Private insurance and all other patients: hospital inpatient care, specialty hospitals.....	51	21010133	06/14	108.492	109.800	110.954	109.795	109.107
Nursing home care.....	51	2102	12/08	144.771	144.666	147.035	147.558	147.039
Nursing home care.....	51	210201	12/08	144.771	144.666	147.035	147.558	147.039
Medicare and Medicaid patients: Nursing home care.....	51	21020101	12/08	141.152	141.016	144.042	144.686	143.685
Medicaid patients: Nursing home care.....	51	210201011	06/12	143.997	143.772	148.783	149.849	148.192
Medicare patients: Nursing home care.....	51	210201012	06/12	119.273	119.273	119.273	119.273	119.273
Private insurance and all other patients: Nursing home care.....	51	21020102	12/08	150.528	150.451	152.254	152.684	152.737
Private insurance patients: Nursing home care.....	51	210201021	06/14	106.407	106.407	107.330	107.330	107.330
All other patients: Nursing home care.....	51	210201022	06/14	135.132	135.049	136.759	137.225	137.281
Intellectual and developmental disability center care.....	51	2103	12/08	185.868	185.769	190.791	190.796	191.046
Intellectual and developmental disability center care.....	51	210301	12/08	185.868	185.769	190.791	190.796	191.046
Medicaid patients: Intellectual and developmental disability center care.....	51	21030101	06/14	144.112	144.016	147.293	147.298	147.541
Medicare, private ins. & all other patients: Intellectual & develop. disability center care.....	51	21030102	06/14	150.622	150.622	157.234	157.234	157.234
Sales of blood and blood products, organs, and tissues.....	51	3	03/09	118.604	118.578	119.258	119.283	118.450
Sales of blood and blood products, organs, and tissues.....	51	31	03/09	118.604	118.578	119.258	119.283	118.450
Sales of blood and blood products, organs, and tissues.....	51	3101	03/09	118.604	118.578	119.258	119.283	118.450
Sales of blood and blood products, organs, and tissues.....	51	310101	03/09	118.604	118.578	119.258	119.283	118.450
Accommodation services.....	53	-	06/09	140.035	150.012	151.424	144.597	142.091
Traveler accommodation services.....	53	1	06/09	140.035	150.012	151.424	144.597	142.091
Traveler accommodation services.....	53	11	06/09	140.035	150.012	151.424	144.597	142.091
Guestroom or unit rental.....	53	1101	03/09	144.688	155.735	157.370	149.702	146.854
Guestroom or unit rental.....	53	110101	03/09	144.688	155.735	157.370	149.702	146.854
Other traveler accommodation services.....	53	1102	03/09	140.683	141.690	140.960	141.608	142.241
Other traveler accommodation services.....	53	110201	03/09	140.683	141.690	140.960	141.608	142.241

See footnotes at end of table.

Table 9. Producer price indexes for commodity and service groupings and individual items, not seasonally adjusted — Continued
 [September 2023, Index base 1982=100, unless otherwise indicated]

Title	Commodity code		Other index base	Unadjusted index ¹				
	Group code	Item code		May 2023	June 2023 ^P	July 2023 ^P	Aug. 2023 ^P	Sept. 2023 ^P
Food and beverage for immediate consumption services (partial).....	54	—	06/09	129.676	129.754	129.996	130.917	131.438
Food and beverage for immediate consumption services (partial).....	54	1	06/09	129.676	129.754	129.996	130.917	131.438
Food and nonalcoholic beverages for immediate consumption (partial).....	54	11	04/09	124.000	124.024	124.315	125.357	125.719
Food and nonalcoholic beverages for immediate consumption (partial).....	54	1101	04/09	124.000	124.024	124.315	125.357	125.719
Food and nonalcoholic beverages for immediate consumption (partial).....	54	110101	04/09	124.000	124.024	124.315	125.357	125.719
Alcoholic beverages for immediate consumption (partial).....	54	12	12/08	165.591	166.005	165.943	166.112	167.629
Alcoholic beverages for immediate consumption (partial).....	54	1201	12/08	165.591	166.005	165.943	166.112	167.629
Alcoholic beverages for immediate consumption (partial).....	54	120101	12/08	165.591	166.005	165.943	166.112	167.629
Repair and maintenance services (partial).....	55	—	06/09	151.948	152.118	152.714	154.729	154.876
Commercial and industrial machinery and equipment repair and maintenance.....	55	1	03/09	154.629	154.593	155.983	155.988	159.082
Commercial and industrial machinery and equipment repair and maintenance.....	55	11	03/09	154.629	154.593	155.983	155.988	159.082
Commercial machinery repair and maintenance.....	55	1101	03/09	154.629	154.593	155.983	155.988	159.082
Commercial machinery repair and maintenance.....	55	110101	03/09	154.629	154.593	155.983	155.988	159.082
Motor vehicle repair and maintenance (partial).....	55	2	12/08	159.013	159.596	159.263	164.963	161.098
Motor vehicle repair and maintenance (partial).....	55	21	12/08	159.013	159.596	159.263	164.963	161.098
Motor vehicle repair and maintenance (partial).....	55	2101	12/08	159.013	159.596	159.263	164.963	161.098
Motor vehicle repair and maintenance (partial).....	55	210101	12/08	159.013	159.596	159.263	164.963	161.098
Ship repair and maintenance.....	55	3	06/09	131.541	131.541	131.541	133.097	133.120
Ship repair and maintenance.....	55	31	06/09	131.541	131.541	131.541	133.097	133.120
Ship repair, military.....	55	3101	12/08	117.372	117.372	117.372	117.666	117.666
Ship repair, military.....	55	310101	12/08	117.372	117.372	117.372	117.666	117.666
Ship repair, nonmilitary.....	55	3102	12/08	167.370	167.370	167.370	171.599	171.670
Ship repair, nonmilitary.....	55	310201	12/08	167.370	167.370	167.370	171.599	171.670
Aircraft repair and maintenance.....	55	4	04/09	142.429	142.429	142.965	143.444	143.444
Aircraft repair and maintenance.....	55	41	04/09	142.429	142.429	142.965	143.444	143.444
Aircraft repair and maintenance.....	55	4101	04/09	142.429	142.429	142.965	143.444	143.444
Aircraft repair and maintenance.....	55	410101	04/09	142.429	142.429	142.965	143.444	143.444
Entertainment services (partial).....	56	—	06/09	125.378	125.346	125.241	123.912	124.208
Membership dues and admissions and recreation facility use fees (partial).....	56	1	06/09	140.094	140.017	140.723	138.820	138.869
Membership dues and admissions and recreation facility use fees (partial).....	56	11	06/09	140.094	140.017	140.723	138.820	138.869
Membership dues.....	56	1101	04/09	127.730	127.973	128.215	128.215	128.200
Membership dues, golf courses and country clubs.....	56	110101	04/09	161.203	162.066	162.728	162.728	162.644
Membership dues, fitness and recreational sports centers.....	56	110102	04/09	108.367	108.315	108.356	108.356	108.374
Admissions and recreational facilities use fees (partial).....	56	1102	12/08	160.399	159.661	161.303	155.520	155.701
Admissions and recreational facilities use fees, golf courses and country clubs.....	56	110201	12/08	115.098	114.426	114.523	114.321	114.321
Admissions and recreational facilities use fees, fitness and recreational sports centers.....	56	110202	12/08	153.169	153.169	154.918	154.918	154.918
Admissions and recreational facilities use fees, amusement and theme parks.....	56	110203	12/08	196.341	195.188	198.024	184.651	185.075
Recreational activity instruction fees (partial).....	56	2	12/08	123.096	123.096	123.359	123.359	123.359
Recreational activity instruction fees (partial).....	56	21	12/08	123.096	123.096	123.359	123.359	123.359
Recreational activity instruction fees (partial).....	56	2101	12/08	123.096	123.096	123.359	123.359	123.359
Recreational activity instruction fees (partial).....	56	210101	12/08	123.096	123.096	123.359	123.359	123.359
Gaming receipts (partial).....	56	3	12/08	111.354	111.371	110.250	109.439	110.069
Gaming receipts (partial).....	56	31	12/08	111.354	111.371	110.250	109.439	110.069
Gaming receipts (partial).....	56	3101	12/08	111.354	111.371	110.250	109.439	110.069
Gaming receipts (partial).....	56	310101	12/08	111.354	111.371	110.250	109.439	110.069
Wholesale trade services.....	57	—	06/09	158.584	156.520	162.344	161.712	163.024
Machinery and equipment and parts and supplies wholesaling.....	57	1	06/09	167.140	162.570	168.565	170.404	175.257
Machinery and equipment and parts and supplies wholesaling.....	57	11	06/09	167.140	162.570	168.565	170.404	175.257
Parts and supplies for machinery and equipment wholesaling.....	57	1102	03/09	189.294	186.007	186.871	191.143	194.331
Parts and supplies for machinery and equipment wholesaling.....	57	110201	03/09	189.294	186.007	186.871	191.143	194.331
Machinery and vehicle wholesaling.....	57	1103	05/19	125.154	120.142	128.887	129.476	133.056
Machinery and vehicle wholesaling.....	57	110301	05/19	125.154	120.142	128.887	129.476	133.056
Professional and commercial equipment wholesaling.....	57	1104	05/19	103.301	102.725	101.670	102.103	108.625
Professional and commercial equipment wholesaling.....	57	110401	05/19	103.301	102.725	101.670	102.103	108.625
Furnishings wholesaling.....	57	2	03/09	134.328	135.576	136.179	136.300	135.139
Furnishings wholesaling.....	57	21	03/09	134.328	135.576	136.179	136.300	135.139
Furnishings wholesaling.....	57	2101	03/09	134.328	135.576	136.179	136.300	135.139

See footnotes at end of table.

Table 9. Producer price indexes for commodity and service groupings and individual items, not seasonally adjusted — Continued
 [September 2023, Index base 1982=100, unless otherwise indicated]

Title	Commodity code		Other index base	Unadjusted index ¹				
	Group code	Item code		May 2023	June 2023 ^P	July 2023 ^P	Aug. 2023 ^P	Sept. 2023 ^P
Furnishings wholesaling.....	57	210101	03/09	134.328	135.576	136.179	136.300	135.139
Building materials, paint, and hardware wholesaling.....	57	3	03/09	132.612	133.195	132.141	132.646	132.171
Building materials, paint, and hardware wholesaling.....	57	31	03/09	132.612	133.195	132.141	132.646	132.171
Building materials, paint, and hardware wholesaling.....	57	3101	03/09	132.612	133.195	132.141	132.646	132.171
Building materials, paint, and hardware wholesaling.....	57	310101	03/09	132.612	133.195	132.141	132.646	132.171
Metals, minerals, and ores wholesaling.....	57	4	03/09	281.486	276.596	267.363	249.415	243.642
Metals, minerals, and ores wholesaling.....	57	41	03/09	281.486	276.596	267.363	249.415	243.642
Metals, minerals, and ores wholesaling.....	57	4101	03/09	281.486	276.596	267.363	249.415	243.642
Metals, minerals, and ores wholesaling.....	57	410101	03/09	281.486	276.596	267.363	249.415	243.642
Chemicals and allied products wholesaling.....	57	5	03/09	125.170	118.910	128.733	124.890	125.396
Chemicals and allied products wholesaling.....	57	51	03/09	125.170	118.910	128.733	124.890	125.396
Chemicals and allied products wholesaling.....	57	5101	03/09	125.170	118.910	128.733	124.890	125.396
Chemicals and allied products wholesaling.....	57	510101	03/09	125.170	118.910	128.733	124.890	125.396
Paper and plastics products wholesaling.....	57	6	03/09	207.530	206.285	202.656	208.767	208.515
Paper and plastics products wholesaling.....	57	61	03/09	207.530	206.285	202.656	208.767	208.515
Paper and plastics products wholesaling.....	57	6101	03/09	207.530	206.285	202.656	208.767	208.515
Paper and plastics products wholesaling.....	57	610101	03/09	207.530	206.285	202.656	208.767	208.515
Apparel wholesaling.....	57	7	03/09	125.677	129.565	126.591	134.122	140.517
Apparel wholesaling.....	57	71	03/09	125.677	129.565	126.591	134.122	140.517
Apparel wholesaling.....	57	7101	03/09	125.677	129.565	126.591	134.122	140.517
Apparel wholesaling.....	57	710101	03/09	125.677	129.565	126.591	134.122	140.517
Food and alcohol wholesaling.....	57	8	06/09	142.542	139.550	144.831	143.298	142.937
Food and alcohol wholesaling.....	57	81	06/09	142.542	139.550	144.831	143.298	142.937
Food wholesaling.....	57	8101	03/09	139.443	136.178	142.032	140.331	139.898
Food wholesaling.....	57	810101	03/09	139.443	136.178	142.032	140.331	139.898
Alcohol wholesaling.....	57	8102	02/09	154.248	153.707	153.932	153.888	154.134
Alcohol wholesaling.....	57	810201	02/09	154.248	153.707	153.932	153.888	154.134
Other commodities wholesaling.....	57	9	03/09	156.540	160.416	169.090	167.138	165.648
Other commodities wholesaling.....	57	91	03/09	156.540	160.416	169.090	167.138	165.648
Other commodities wholesaling.....	57	9101	03/09	156.540	160.416	169.090	167.138	165.648
Other commodities wholesaling.....	57	910101	03/09	156.540	160.416	169.090	167.138	165.648
Retail trade services.....	58	—	06/09	153.955	153.331	151.134	152.703	153.434
Food and alcohol retailing.....	58	1	03/09	178.767	179.492	176.690	178.350	177.641
Food and alcohol retailing.....	58	11	03/09	178.767	179.492	176.690	178.350	177.641
Food retailing.....	58	1102	09/15	143.963	144.433	142.245	143.700	143.067
Food retailing.....	58	110201	09/15	143.963	144.433	142.245	143.700	143.067
Alcohol retailing.....	58	1103	09/15	126.660	127.853	125.462	125.927	125.793
Alcohol retailing.....	58	110301	09/15	126.660	127.853	125.462	125.927	125.793
Health and beauty care retailing, including optical goods.....	58	2	03/09	144.174	143.272	143.781	144.396	147.591
Health and beauty care retailing, including optical goods.....	58	21	03/09	144.174	143.272	143.781	144.396	147.591
Health and beauty care retailing, including optical goods.....	58	2101	03/09	144.174	143.272	143.781	144.396	147.591
Health and beauty care retailing, including optical goods.....	58	210101	03/09	144.174	143.272	143.781	144.396	147.591
Apparel, jewelry, footwear, and accessories retailing.....	58	3	06/09	127.577	122.746	120.097	124.867	127.959
Apparel, jewelry, footwear, and accessories retailing.....	58	31	06/09	127.577	122.746	120.097	124.867	127.959
Apparel, footwear, and accessories retailing.....	58	3101	03/09	122.877	117.438	114.207	119.693	123.081
Apparel, footwear, and accessories retailing.....	58	310101	03/09	122.877	117.438	114.207	119.693	123.081
Jewelry retailing.....	58	3102	03/09	139.611	139.932	141.884	140.745	141.202
Jewelry retailing.....	58	310201	03/09	139.611	139.932	141.884	140.745	141.202
Computer hardware, software, and supplies retailing.....	58	4	03/09	77.063	75.740	75.609	75.359	77.673
Computer hardware, software, and supplies retailing.....	58	41	03/09	77.063	75.740	75.609	75.359	77.673
Computer hardware, software, and supplies retailing.....	58	4101	03/09	77.063	75.740	75.609	75.359	77.673
Computer hardware, software, and supplies retailing.....	58	410101	03/09	77.063	75.740	75.609	75.359	77.673
TV, video, and photographic equipment and supplies retailing.....	58	5	03/09	49.481	58.228	55.771	53.979	58.688
TV, video, and photographic equipment and supplies retailing.....	58	51	03/09	49.481	58.228	55.771	53.979	58.688
TV, video, and photographic equipment and supplies retailing.....	58	5101	03/09	49.481	58.228	55.771	53.979	58.688
TV, video, and photographic equipment and supplies retailing.....	58	510101	03/09	49.481	58.228	55.771	53.979	58.688
Automobiles and automobile parts retailing.....	58	6	06/09	172.034	171.814	168.766	168.786	167.336
Automobiles and automobile parts retailing.....	58	61	06/09	172.034	171.814	168.766	168.786	167.336
Automobile retailing (Partial).....	58	6101	03/09	185.819	184.898	180.113	179.585	177.010

See footnotes at end of table.

Table 9. Producer price indexes for commodity and service groupings and individual items, not seasonally adjusted — Continued
 [September 2023, Index base 1982=100, unless otherwise indicated]

Title	Commodity code		Other index base	Unadjusted index ¹				
	Group code	Item code		May 2023	June 2023 ^P	July 2023 ^P	Aug. 2023 ^P	Sept. 2023 ^P
Automobile retailing (Partial).....	58	610101	03/09	185.819	184.898	180.113	179.585	177.010
Automotive parts, including tires, retailing.....	58	6102	03/09	149.324	150.719	151.536	152.828	153.906
Automotive parts, including tires, retailing.....	58	610201	03/09	149.324	150.719	151.536	152.828	153.906
RVs, trailers, and campers retailing.....	58	8	03/09	144.657	139.281	141.617	132.509	132.851
RVs, trailers, and campers retailing.....	58	81	03/09	144.657	139.281	141.617	132.509	132.851
RVs, trailers, and campers retailing.....	58	8101	03/09	144.657	139.281	141.617	132.509	132.851
RVs, trailers, and campers retailing.....	58	810101	03/09	144.657	139.281	141.617	132.509	132.851
Sporting goods, including boats, retailing.....	58	9	03/09	123.354	121.690	120.082	124.204	121.825
Sporting goods, including boats, retailing.....	58	91	03/09	123.354	121.690	120.082	124.204	121.825
Sporting goods, including boats, retailing.....	58	9101	03/09	123.354	121.690	120.082	124.204	121.825
Sporting goods, including boats, retailing.....	58	910101	03/09	123.354	121.690	120.082	124.204	121.825
Lawn, garden, and farm equipment and supplies retailing.....	58	A	03/09	175.092	175.373	179.784	179.586	182.559
Lawn, garden, and farm equipment and supplies retailing.....	58	A1	03/09	175.092	175.373	179.784	179.586	182.559
Lawn, garden, and farm equipment and supplies retailing.....	58	A101	03/09	175.092	175.373	179.784	179.586	182.559
Lawn, garden, and farm equipment and supplies retailing.....	58	A10101	03/09	175.092	175.373	179.784	179.586	182.559
Furniture retailing.....	58	B	03/09	150.380	154.430	150.089	145.265	146.820
Furniture retailing.....	58	B1	03/09	150.380	154.430	150.089	145.265	146.820
Furniture retailing.....	58	B101	03/09	150.380	154.430	150.089	145.265	146.820
Furniture retailing.....	58	B10101	03/09	150.380	154.430	150.089	145.265	146.820
Flooring and floor coverings retailing.....	58	C	03/09	131.313	133.224	132.722	130.870	130.905
Flooring and floor coverings retailing.....	58	C1	03/09	131.313	133.224	132.722	130.870	130.905
Flooring and floor coverings retailing.....	58	C101	03/09	131.313	133.224	132.722	130.870	130.905
Flooring and floor coverings retailing.....	58	C10101	03/09	131.313	133.224	132.722	130.870	130.905
Hardware and building materials and supplies retailing.....	58	D	03/09	159.049	161.680	169.991	171.700	176.496
Hardware and building materials and supplies retailing.....	58	D1	03/09	159.049	161.680	169.991	171.700	176.496
Hardware and building materials and supplies retailing.....	58	D101	03/09	159.049	161.680	169.991	171.700	176.496
Hardware and building materials and supplies retailing.....	58	D10101	03/09	159.049	161.680	169.991	171.700	176.496
Major household appliance retailing.....	58	E	03/09	131.086	128.978	126.419	131.144	134.133
Major household appliance retailing.....	58	E1	03/09	131.086	128.978	126.419	131.144	134.133
Major household appliance retailing.....	58	E101	03/09	131.086	128.978	126.419	131.144	134.133
Major household appliance retailing.....	58	E10101	03/09	131.086	128.978	126.419	131.144	134.133
Fuels and lubricants retailing.....	58	F	06/09	280.507	271.339	246.350	259.687	247.065
Fuels and lubricants retailing.....	58	F1	06/09	280.507	271.339	246.350	259.687	247.065
Automotive fuels and lubricants retailing.....	58	F101	03/09	353.169	345.994	314.475	336.301	324.733
Automotive fuels and lubricants retailing.....	58	F10101	03/09	353.169	345.994	314.475	336.301	324.733
Household fuels retailing.....	58	F102	03/09	190.500	173.377	156.551	153.051	133.691
Household fuels retailing.....	58	F10201	03/09	190.500	173.377	156.551	153.051	133.691
Cleaning supplies and paper products retailing.....	58	G	03/09	200.578	207.838	200.127	208.309	211.065
Cleaning supplies and paper products retailing.....	58	G1	03/09	200.578	207.838	200.127	208.309	211.065
Cleaning supplies and paper products retailing.....	58	G101	03/09	200.578	207.838	200.127	208.309	211.065
Cleaning supplies and paper products retailing.....	58	G10101	03/09	200.578	207.838	200.127	208.309	211.065
Book retailing.....	58	H	03/09	135.435	136.091	137.260	136.456	137.091
Book retailing.....	58	H1	03/09	135.435	136.091	137.260	136.456	137.091
Book retailing.....	58	H101	03/09	135.435	136.091	137.260	136.456	137.091
Book retailing.....	58	H10101	03/09	135.435	136.091	137.260	136.456	137.091
Other merchandise retailing (partial).....	58	I	03/09	138.939	139.392	137.340	139.295	139.629
Other merchandise retailing (partial).....	58	I1	03/09	138.939	139.392	137.340	139.295	139.629
Other merchandise retailing (partial).....	58	I101	03/09	138.939	139.392	137.340	139.295	139.629
Other merchandise retailing (partial).....	58	I10101	03/09	138.939	139.392	137.340	139.295	139.629
Metal treatment services.....	59	—	12/84	232.967	232.341	234.556	235.072	234.079
Metal treatment services.....	59	1	12/84	232.967	232.341	234.556	235.072	234.079
Metal treatment services.....	59	11	12/84	232.967	232.341	234.556	235.072	234.079
Metal plating and polishing.....	59	1101	12/84	255.793	258.126	257.204	257.204	257.204
Metal plating and polishing.....	59	110111	12/84	255.793	258.126	257.204	257.204	257.204
Metal coating and allied services.....	59	1102	12/84	220.081	217.830	220.278	221.219	219.408
Metal coating and allied services.....	59	110222	12/84	220.081	217.830	220.278	221.219	219.408
Metal heat treating.....	59	1103	06/85	203.742	203.742	208.716	208.716	208.716
Metal heat treating.....	59	110349	06/06	161.157	161.157	165.092	165.092	165.092
Mining services.....	60	—	06/85	262.899	262.713	262.827	263.879	263.676

See footnotes at end of table.

Table 9. Producer price indexes for commodity and service groupings and individual items, not seasonally adjusted — Continued
 [September 2023, Index base 1982=100, unless otherwise indicated]

Title	Commodity code		Other index base	Unadjusted index ¹				
	Group code	Item code		May 2023	June 2023 ^p	July 2023 ^p	Aug. 2023 ^p	Sept. 2023 ^p
Mining services.....	60	1	06/85	262.899	262.713	262.827	263.879	263.676
Mining services.....	60	11	06/85	262.899	262.713	262.827	263.879	263.676
Support activities for coal mining.....	60	1102	06/85	216.043	217.105	217.200	220.337	220.623
Support activities for coal mining.....	60	110201	06/85	216.043	217.105	217.200	220.337	220.623
Drilling oil and gas wells services.....	60	1103	12/85	401.792	397.023	394.542	412.285	412.285
Drilling oil and gas wells services.....	60	110301	12/85	401.792	397.023	394.542	412.285	412.285
Support activities for oil and gas operations.....	60	1104	12/85	219.052	219.712	220.312	218.157	217.913
Support activities for oil and gas operations.....	60	110401	12/85	219.052	219.712	220.312	218.157	217.913
Metal and nonmetallic minerals mining services.....	60	1106	05/23	100.000	100.000	100.000	100.000	100.000
Metal and nonmetallic minerals mining services.....	60	110601	05/23	100.000	100.000	100.000	100.000	100.000
Metal mining services.....	60	1106011	12/85	280.127	—	—	—	—
Contract work on textile products, apparel, and leather.....	61	—	06/10	137.516	137.590	137.510	137.296	137.307
Contract work on textile products and apparel.....	61	1	06/10	137.620	137.695	137.614	137.395	137.405
Contract work on textile products and apparel.....	61	11	06/10	137.620	137.695	137.614	137.395	137.405
Contract work on textile products.....	61	1102	06/87	243.657	243.915	243.300	242.571	242.606
Commission finishing of broadwoven fabrics.....	61	110201	06/87	271.602	271.895	271.208	270.377	270.406
Commission finishing of cotton broadwoven fabrics.....	61	1102011	06/08	191.228	191.250	191.114	190.640	190.177
Other commission finishing of broadwoven fabrics (excl. cotton & wool).....	61	1102012	06/08	207.601	207.868	207.262	206.601	206.735
Commission knit or knit & finishing of weft & warp knit fabric.....	61	110204	12/94	138.618	138.618	138.311	138.311	138.541
Contract work on apparel.....	61	1103	06/87	146.740	146.740	146.971	146.971	146.971
Contract work on women's, girls' and infants' apparel.....	61	11031	12/11	113.423	113.423	113.423	—	—
Contract work on men's and boys' (including unisex) apparel.....	61	11032	12/11	125.391	125.391	125.866	125.866	125.866
Contract work on men's and boys' pants, work apparel, and other outerwear.....	61	110321	06/07	122.095	122.095	122.095	122.095	122.095
Contract work on men's and boys' shirts, tailored suits/coats/jackets, & underwear/nightwear.....	61	110323	06/07	136.910	136.910	138.093	—	—
Contract & commission receipts for tanning or finishing leather owned by others.....	61	2	06/11	131.273	131.273	131.273	131.260	131.283
Contract & commission receipts for tanning or finishing leather owned by others.....	61	21	06/11	131.273	131.273	131.273	131.260	131.283
Contract and commission receipts for tanning or finishing leather owned by others.....	61	2101	12/97	173.091	173.091	173.091	173.073	173.103
Contract and commission receipts for tanning or finishing leather owned by others.....	61	210101	12/97	173.091	173.091	173.091	173.073	173.103
Construction (partial).....	80	—	06/09	165.601	165.665	163.854	164.055	164.139
New nonresidential building construction.....	80	1	06/09	175.292	175.345	173.156	173.383	173.483
New nonresidential building construction.....	80	11	06/09	175.292	175.345	173.156	173.383	173.483
New warehouse building construction.....	80	1101	12/04	234.730	235.201	233.437	233.801	233.814
New warehouse building construction.....	80	110101	12/04	234.730	235.201	233.437	233.801	233.814
New school building construction.....	80	1102	12/05	226.635	226.573	224.061	224.216	224.326
New school building construction.....	80	110201	12/05	226.635	226.573	224.061	224.216	224.326
New office building construction.....	80	1103	06/06	208.098	208.055	204.226	204.658	204.345
New office building construction.....	80	110301	06/06	208.098	208.055	204.226	204.658	204.345
New industrial building construction.....	80	1104	06/07	194.152	194.505	191.508	191.691	193.164
New industrial building construction.....	80	110401	06/07	194.152	194.505	191.508	191.691	193.164
New health care building construction.....	80	1105	06/12	159.681	159.539	158.235	158.355	158.406
New health care building construction.....	80	110501	06/12	159.681	159.539	158.235	158.355	158.406
Maintenance and repair of nonresidential buildings (partial).....	80	2	04/09	146.998	147.155	147.308	147.391	147.396
Maintenance and repair of nonresidential buildings (partial).....	80	21	04/09	146.998	147.155	147.308	147.391	147.396
Maintenance and repair of nonresidential buildings (partial).....	80	2101	04/09	146.998	147.155	147.308	147.391	147.396
Maintenance and repair of nonresidential buildings (partial).....	80	210101	04/09	146.998	147.155	147.308	147.391	147.396

¹ All indexes are subject to revision for 4 months after their originally scheduled publication to incorporate late reports and corrections by survey respondents.

² Due to incomplete coverage of the services sector, some services indexes in this table reflect only a portion of their wherever-provided output. These indexes are flagged using the term "partial" at the end of their titles. For more information regarding wherever-provided services indexes, go to <https://www.bls.gov/ppi/wepnotice.htm>. This webpage includes methodology documentation, a table identifying missing coverage areas for those indexes with incomplete coverage, and a concordance table between wherever-provided services indexes and Census product codes.

^p Preliminary

"—" Data not available.

Table 10. Producer price indexes and percentage changes for net output of selected industries and industry groups, not seasonally adjusted
[September 2023]

Title ¹	Index base	Industry code	Unadjusted index ²					Unadjusted 1-month percent change ²	Unadjusted 12-month percent change ²
			May 2023	June 2023 ^P	July 2023 ^P	Aug. 2023 ^P	Sept. 2023 ^P	Aug. to Sept. ^P	Sept. 2022 to Sept. 2023 ^P
Total mining, utilities, and manufacturing industries.....	12/06	AMUM--	153.739	154.387	155.274	161.222	160.075	-0.7	-1.7
Total mining industries.....	12/84	OMIN--	206.403	202.583	215.677	222.996	233.958	4.9	-21.2
Oil and gas extraction.....	12/85	211--	174.712	168.741	189.536	201.154	217.720	8.2	-32.5
Mining (except oil & gas).....	12/03	212--	326.527	326.599	324.256	321.538	323.726	0.7	-0.4
Mining support activities.....	06/09	213--	124.058	123.938	124.085	124.585	124.443	-0.1	1.7
Utilities.....	12/03	221--	170.368	179.852	189.086	218.320	197.546	-9.5	-13.0
Total manufacturing industries.....	12/84	OMFG--	246.206	245.834	245.480	251.267	252.608	0.5	0.3
Food mfg.....	12/84	311--	253.938	253.654	253.695	254.863	257.240	0.9	0.5
Beverage & tobacco mfg.....	12/03	312--	198.737	198.868	198.460	199.933	199.827	-0.1	6.4
Textile mills.....	12/84	313--	170.651	170.502	170.000	169.624	169.606	0.0	-3.8
Textile product mills.....	12/03	314--	158.415	158.212	158.362	159.504	159.727	0.1	2.5
Apparel manufacturing.....	12/03	315--	127.089	127.278	127.393	127.406	127.786	0.3	2.4
Leather and allied product manufacturing.....	12/84	316--	199.764	199.709	202.520	202.802	202.764	0.0	2.4
Wood product manufacturing.....	12/03	321--	185.650	184.928	186.454	186.571	186.066	-0.3	-6.7
Paper manufacturing.....	12/03	322--	185.430	184.570	183.672	182.789	182.286	-0.3	-1.7
Printing and related support activities.....	12/03	323--	158.508	158.521	158.613	160.046	160.878	0.5	5.6
Petroleum and coal products manufacturing.....	12/84	324--	349.413	347.849	344.678	399.684	409.828	2.5	-6.6
Chemical mfg.....	12/84	325--	361.230	357.993	353.973	353.079	353.340	0.1	-3.2
Plastics and rubber products mfg.....	12/84	326--	251.971	251.353	251.021	250.500	250.283	-0.1	-1.9
Nonmetallic mineral product mfg.....	12/84	327--	286.565	286.700	286.886	287.877	288.884	0.3	6.7
Primary metal mfg.....	12/84	331--	307.591	305.998	296.296	293.928	287.573	-2.2	-7.3
Fabricated metal product mfg.....	12/84	332--	278.115	278.294	278.618	278.234	277.680	-0.2	1.6
Machinery mfg.....	12/03	333--	178.150	178.270	178.982	179.159	179.474	0.2	5.3
Computer & electronic product mfg.....	12/03	334--	98.824	98.902	99.097	99.438	99.342	-0.1	2.5
Electrical equipment, appliance & component mfg.....	12/03	335--	195.687	196.101	197.299	198.239	197.689	-0.3	3.6
Transportation equipment mfg.....	12/03	336--	139.518	139.568	139.785	139.749	139.821	0.1	2.3
Furniture & related product mfg.....	12/84	337--	268.849	268.819	269.884	269.393	269.345	0.0	2.5
Miscellaneous mfg.....	12/03	339--	144.591	145.059	144.941	144.994	144.985	0.0	3.2
Material recyclers.....	12/86	429930	431.319	402.000	395.851	400.628	402.195	0.4	-0.4
Total trade industries.....	12/06	ATRADE	174.087	173.398	175.748	176.185	176.383	0.1	2.2
Total wholesale trade industries.....	12/06	AWHLTR	187.088	186.204	192.380	191.882	192.214	0.2	5.6
Merchant wholesalers, durable goods.....	06/04	423--	201.468	198.497	203.215	202.822	203.789	0.5	6.7
Merchant wholesalers, nondurable goods.....	06/05	424--	203.679	204.659	213.320	212.612	212.380	-0.1	4.0
Total retail trade industries.....	12/06	ARETTR	161.136	160.650	158.401	159.964	160.026	0.0	-2.4
Motor vehicle and parts dealers.....	12/03	441--	186.525	186.144	184.161	184.203	182.977	-0.7	-12.8
Bldg material and garden equip and supp dealers.....	12/03	444--	205.046	205.885	209.716	207.745	209.319	0.8	2.8
Food and beverage stores.....	12/99	445--	259.302	262.582	258.850	263.577	264.971	0.5	8.3
Furniture, home furnishings, electronics, and appliance retailers.....	12/22	449--	102.602	105.109	104.187	103.150	106.270	3.0	-
General merchandise retailers.....	12/03	455--	156.930	155.466	153.534	152.656	152.743	0.1	-0.8
Health and personal care retailers.....	12/03	456--	146.838	147.648	146.382	148.455	146.392	-1.4	-1.6
Gasoline stations and fuel dealers.....	12/22	457--	91.130	89.946	83.372	86.615	83.987	-3.0	-
Clothing and clothing accessories retailers.....	12/03	458--	150.805	143.828	138.000	147.023	151.589	3.1	0.4
Sporting goods and hobby retailers.....	12/03	4591--	130.716	124.849	132.023	131.396	124.534	-5.2	3.3
Book retailers and news dealers.....	12/03	4592--	134.003	133.803	135.800	134.590	134.590	0.0	-1.1
Office supplies, stationary, and gift retailers.....	12/03	4594--	174.155	168.239	160.238	159.563	159.250	-0.2	-9.2
Transportation and warehousing industries.....	12/06	ATRNRW	167.300	168.018	167.264	164.792	164.482	-0.2	-3.0
Transportation industries.....	12/06	ATRANS	159.694	160.666	159.098	155.997	155.480	-0.3	-5.1
Air transportation.....	12/92	481--	262.751	274.520	275.620	263.247	254.609	-3.3	-0.5
Rail transportation.....	12/96	482--	229.385	228.593	228.442	229.422	230.855	0.6	-0.3
Water transportation.....	12/03	483--	196.430	192.104	188.687	191.877	192.739	0.4	-4.2
Truck transportation.....	12/03	484--	189.015	187.623	182.797	180.699	181.436	0.4	-8.2
Pipeline transportation.....	05/22	486--	107.297	106.041	110.120	110.209	110.031	-0.2	2.8
Transportation support activities.....	12/03	488--	138.446	139.965	140.195	134.008	136.507	1.9	-7.7
Delivery and warehouse industries.....	12/06	ADLVWR	202.966	202.126	205.455	206.325	207.527	0.6	7.1
U.S. Postal Service.....	06/89	491--	281.228	281.228	292.039	292.039	292.039	0.0	9.0
Couriers and messengers.....	12/03	492--	303.379	302.691	303.239	306.743	307.978	0.4	6.1
Warehousing and storage.....	12/06	493--	143.538	141.118	143.865	142.579	145.704	2.2	6.6
Services less trade, transportation, and warehousing ³	12/06	ATTDSV	139.462	140.104	140.634	141.134	141.335	0.1	5.2
Information.....	12/06	AINFO-	111.276	111.321	111.037	110.884	110.479	-0.4	1.6
Publishing industries.....	12/22	513--	103.791	104.193	104.433	104.664	104.704	0.0	-
Broadcasting, except internet.....	12/03	516--	127.054	123.727	120.365	113.708	112.971	-0.6	-14.4

See footnotes at end of table.

Table 10. Producer price indexes and percentage changes for net output of selected industries and industry groups, not seasonally adjusted — Continued
 [September 2023]

Title ¹	Index base	Industry code	Unadjusted index ²					Unadjusted 1-month percent change ²	Unadjusted 12-month percent change ²
			May 2023	June 2023 ^p	July 2023 ^p	Aug. 2023 ^p	Sept. 2023 ^p	Aug. to Sept. ^p	Sept. 2022 to Sept. 2023 ^p
Information - Continued									
Telecommunications.....	12/03	517--	108.318	108.457	108.404	108.735	107.897	-0.8	2.1
Data processing and related services.....	12/03	5182--	114.139	114.377	114.659	114.775	114.600	-0.2	1.5
Selected health care industries.....	12/06	ASHC--	139.904	139.898	140.473	140.614	140.747	0.1	2.5
Offices of physicians.....	12/96	6211--	143.858	143.902	144.011	144.021	144.039	0.0	0.6
Offices of dentists.....	06/10	6212--	130.872	130.876	130.876	131.852	131.852	0.0	3.0
Medical and diagnostic laboratories.....	12/03	6215--	103.766	103.740	103.720	103.820	103.807	0.0	0.5
Home health care services.....	12/96	6216--	160.715	160.917	161.158	162.265	163.218	0.6	6.1
Blood and organ banks.....	06/06	621991	131.928	131.899	132.652	132.756	131.848	-0.7	4.6
Hospitals.....	12/92	622--	228.586	228.535	229.538	229.492	229.865	0.2	2.5
Nursing care facilities.....	12/03	6231--	174.799	174.673	177.533	178.165	177.507	-0.4	5.1
Residential developmental disability homes.....	12/03	62321-	223.429	223.325	228.539	228.544	228.803	0.1	9.4
Other selected services less trade, transportation, and warehousing industries.....	12/06	ASTDSV	146.058	147.147	147.845	148.654	149.058	0.3	6.9
Depository credit intermediation.....	12/03	5221--	135.101	136.752	134.753	137.455	140.495	2.2	19.8
Security, commodity contracts and like activity.....	12/03	523--	251.211	250.777	260.591	265.411	265.428	0.0	19.0
Insurance carriers and related activities.....	12/03	524--	150.411	151.393	151.372	151.755	151.820	0.0	3.4
Lessors of nonres bldg (exc miniwarehouse).....	12/03	53112-	135.904	138.031	136.764	141.086	144.873	2.7	3.2
Lessors of miniwarehouse and self storage units.....	12/03	53113-	195.292	197.229	197.801	199.067	199.461	0.2	3.6
Offices of real estate agents and brokers.....	12/03	5312--	185.827	188.142	189.465	192.273	192.807	0.3	3.3
Real estate property managers.....	12/03	53131-	128.398	128.389	130.378	130.857	131.113	0.2	4.4
Offices of real estate appraisers.....	12/03	531320	113.286	112.903	112.903	112.884	112.564	-0.3	-4.4
Automotive equipment rental and leasing.....	06/01	5321--	150.477	154.746	158.634	157.486	151.559	-3.8	-3.1
Other heavy machinery rental and leasing.....	12/03	532412	138.637	138.388	138.567	138.460	138.114	-0.2	4.7
Legal services.....	12/96	5411--	270.408	270.421	271.917	271.576	271.549	0.0	5.6
Offices of certified public accountants.....	12/03	541211	139.693	138.940	141.392	142.180	142.523	0.2	6.9
Other accounting services.....	12/03	541219	150.184	150.102	151.074	151.074	151.074	0.0	2.0
Architectural, engineering and related services.....	12/96	5413--	188.757	188.960	189.181	189.137	189.137	0.0	2.8
Management and technical consulting services.....	06/06	5416--	128.929	132.020	131.071	131.198	131.183	0.0	2.8
Advertising agencies.....	12/03	54181-	124.309	124.219	124.219	124.210	124.310	0.1	1.0
Employment services.....	12/96	5613--	160.528	160.178	160.406	160.153	159.529	-0.4	0.2
Travel agencies.....	12/03	56151-	103.738	104.081	104.672	106.474	106.890	0.4	4.4
Security guards and patrol services.....	12/04	561612	157.195	157.291	157.562	161.668	161.474	-0.1	7.3
Janitorial services.....	12/03	56172-	137.652	137.661	137.582	137.578	137.564	0.0	1.9
Waste collection.....	12/03	5621--	182.836	182.290	182.329	183.006	184.494	0.8	9.0
Amusement and theme parks.....	06/06	71311-	211.089	210.223	212.184	202.737	203.001	0.1	0.6
Golf courses and country clubs.....	12/05	71391-	157.095	157.363	157.720	157.668	157.626	0.0	6.6
Fitness and recreational sports centers.....	12/04	71394-	116.803	116.700	116.970	117.049	117.061	0.0	4.2
Accommodation.....	12/96	721--	192.074	201.635	202.775	196.273	194.128	-1.1	3.8
Commercial machinery repair and maintenance.....	06/06	8113--	185.980	185.983	188.130	188.132	193.258	2.7	10.1

¹ Indexes in this table are derived from the net-output-weighted industry price indexes. Because of differences in coverage and aggregation methodology, they will generally not match the movements of similarly titled indexes which are derived from traditional commodity groupings.

² All indexes are subject to revision for 4 months after their originally scheduled publication to incorporate late reports and corrections by survey respondents.

³ Formerly titled "Total traditional service industries."

p Preliminary

-- Data not available.

Table 11. Producer price indexes for net output of selected industries and their products, not seasonally adjusted
[September 2023]

Title ¹	Industry code	Product code	Index base	Unadjusted index ²				
				May 2023	June 2023 ^P	July 2023 ^P	Aug. 2023 ^P	Sept. 2023 ^P
Logging.....	1133		12/81	212.733	212.783	211.156	213.063	213.097
Logging.....	11331		12/81	212.733	212.783	211.156	213.063	213.097
Logging.....	113310		12/81	212.861	212.911	211.283	213.191	213.225
Primary products.....		113310-P	12/81	221.253	221.305	219.613	221.596	221.632
Secondary products and miscellaneous receipts.....		113310-SM						
Mining								
Total mining industries.....			12/84	206.403	202.583	215.677	222.996	233.958
Oil and gas extraction.....	211		12/85	174.712	168.741	189.536	201.154	217.720
Oil and gas extraction.....	2111		12/85	174.712	168.741	189.536	201.154	217.720
Crude petroleum and natural gas extraction.....	211111		06/02	184.093	177.946	197.456	209.527	227.860
Primary products.....		211111-P	06/84	162.154	156.739	173.924	184.557	200.705
Crude petroleum.....		211111-1	06/84	214.877	205.893	223.321	241.763	266.167
Natural gas (from the wellhead).....		211111-3	06/84	59.493	60.329	74.976	72.085	73.317
Natural gas liquids extraction.....	211112		06/02	122.904	117.948	145.131	154.192	161.264
Primary products.....		211112-P	06/02	122.352	117.418	144.479	153.499	160.539
Natural gas liquids.....		211112-1	06/84	139.753	130.085	161.636	173.552	187.945
Isopentane and natural gasoline.....		211112-11	06/84	242.642	219.423	237.515	272.582	298.077
Propane.....		211112-12	06/84	126.038	105.882	119.804	138.245	155.815
Butane.....		211112-13	06/84	116.831	95.828	117.917	149.238	163.850
Plant condensate, ethane, gas mixtures, and other natural gas liquids.....		211112-14	06/96	130.355	130.580	174.647	173.862	184.749
Residue gas shipped from natural gas liquids plants.....		211112-3	06/84	74.387	79.406	94.582	96.859	88.505
Mining (except oil & gas).....	212		12/03	326.527	326.599	324.256	321.538	323.726
Coal mining.....	2121		12/85	282.766	284.901	288.978	294.280	296.819
Coal mining.....	21211		12/01	304.644	306.943	311.336	317.048	319.783
Coal mining.....	212110		12/22	98.506	99.252	100.677	102.530	103.417
Primary products.....		212110-P	12/22	98.417	99.165	100.594	102.452	103.341
Coal, utility sold.....		212110-1	12/22	98.456	99.828	101.251	103.638	104.502
Bituminous coal and lignite surface mining (utility sold).....		212110-11	12/01	197.105	211.792	200.906	214.400	216.406
Raw bituminous and lignite from surface mining operations (utility sold).....		212110-111	12/01	196.871	190.569	190.943	188.491	186.262
Processed bituminous coal and lignite surface operations (utility sold).....		212110-113	12/01	198.036	219.043	204.753	223.059	226.337
Bituminous coal underground mining (utility sold).....		212110-12	12/01	438.432	431.160	452.893	453.754	457.292
Raw bituminous coal shipped from underground mining operations (utility sold).....		212110-121	12/22	103.716	110.235	109.919	109.257	110.371
Processed bituminous coal shipped from underground mines (utility sold).....		212110-123	12/01	496.984	483.172	511.496	513.057	516.880
Coal exports.....		212110-4	12/22	95.939	96.366	96.909	95.846	93.985
Coal non-utility sold (including anthracite).....		212110-5	12/79	447.572	420.905	433.898	435.956	461.227
Secondary products and miscellaneous receipts.....		212110-SM						
Metal ore mining.....	2122		12/84	441.448	437.793	425.405	411.760	414.112
Iron ore mining.....	21221		12/84	203.921	204.491	203.001	203.001	203.001
Iron ore mining.....	212210		12/84	203.921	204.491	203.001	203.001	203.001
Primary products.....		212210-P	12/84	208.815	209.398	207.872	207.872	207.872
Iron ore (including crude, concentrates, agglomerates and pellets).....		212210-0	12/97	216.481	217.086	215.503	215.503	215.503
Copper, nickel, lead & zinc mining.....	21223		06/88	421.199	441.548	424.607	395.658	401.241
Copper, nickel, lead and zinc mining.....	212230		06/88	433.883	454.857	437.395	407.569	413.322
Primary products.....		212230-P	12/03	377.153	400.212	380.892	352.789	358.534
Secondary products and miscellaneous receipts.....		212230-SM						
Other metal ore mining.....	21229		12/85	1,033.897	915.113	821.112	-	-
Other metal ore mining.....	212290		12/85	3,412.830	3,020.732	2,710.442	-	-
Primary products.....		212290-P	12/03	2,637.407	2,334.358	2,094.538	-	-
Other metal ores, including uranium.....		212290-1	12/03	2,637.407	2,334.358	2,094.538	-	-
Nonmetallic mineral mining & quarrying.....	2123		12/84	375.772	376.822	376.582	375.076	377.432
Stone mining & quarrying.....	21231		12/84	416.304	419.896	421.237	423.546	424.306
Dimension stone mining and quarrying.....	212311		06/85	328.418	328.418	348.776	348.776	348.776
Primary products.....		212311-P	06/85	316.711	316.711	337.043	337.043	337.043
Dimension stone.....		212311-0	06/85	316.711	316.711	337.043	337.043	337.043
Secondary products and miscellaneous receipts.....		212311-SM						
Crushed and broken limestone mining.....	212312		12/83	425.675	428.494	429.664	433.196	434.404
Primary products.....		212312-P	12/83	432.164	435.142	436.080	439.796	441.077
Crushed and broken limestone.....		212312-0	12/83	432.164	435.142	436.080	439.796	441.077
Secondary products and miscellaneous receipts.....		212312-SM						

See footnotes at end of table.

Table 11. Producer price indexes for net output of selected industries and their products, not seasonally adjusted — Continued
[September 2023]

Title ¹	Industry code	Product code	Index base	Unadjusted index ²				
				May 2023	June 2023 ^P	July 2023 ^P	Aug. 2023 ^P	Sept. 2023 ^P
Crushed and broken granite mining.....	212313		12/83	556.436	564.682	565.535	566.208	566.208
Primary products.....		212313-P	12/83	556.076	564.322	565.175	565.847	565.847
Crushed and broken granite.....		212313-0	12/83	556.076	564.322	565.175	565.847	565.847
Secondary products and miscellaneous receipts.....		212313-SM						
Other crushed and broken stone mining.....	212319		12/83	344.401	348.496	346.868	346.868	346.868
Primary products.....		212319-P	12/83	351.644	356.050	354.299	354.299	354.299
Bituminous limestone and sandstone, and other crushed and broken stone.....		212319-0	12/83	351.644	356.050	354.299	354.299	354.299
Secondary products and miscellaneous receipts.....		212319-SM						
Sand/gravel/clay/refractory minerals mining.....	21232		12/03	244.623	243.864	244.200	246.051	246.371
Construction sand and gravel mining.....	212321		06/82	497.282	495.486	496.266	501.006	501.754
Primary products.....		212321-P	06/82	506.768	505.042	506.008	510.974	511.736
Construction sand and gravel (run of pit/bank, washed, screened, etc).....		212321-0	06/82	506.768	505.042	506.008	510.974	511.736
Construction sand and gravel, Midwest.....		212321-02	12/12	193.686	191.432	190.859	192.577	192.620
Construction sand and gravel, West.....		212321-04	12/12	173.208	173.423	174.463	176.858	177.365
Secondary products and miscellaneous receipts.....		212321-SM						
Miscellaneous receipts.....		212321-M	06/82	472.861	472.861	472.861	472.861	472.861
Kaolin, clay, and ceramic and refractory minerals mining.....	212323		12/22	108.765	108.656	108.718	108.660	108.713
Primary products.....		212323-P	12/22	108.766	108.657	108.719	108.661	108.714
Kaolin and ball clay.....		212323-1	06/84	281.061	281.061	281.061	281.061	281.061
Bentonite.....		212323-2	06/84	228.891	228.891	228.891	228.891	228.891
Secondary products and miscellaneous receipts.....		212323-SM						
Other nonmetallic mineral mining & quarrying.....	21239		12/84	289.870	289.386	284.831	268.935	277.357
Other nonmetallic mineral mining and quarrying.....	212390		12/22	99.129	98.964	97.406	91.970	94.850
Primary products.....		212390-P	12/22	99.129	98.964	97.406	91.969	94.850
Rock salt.....		212390-5	12/84	421.501	421.501	421.501	—	—
All other nonmetallic minerals, including gypsum.....		212390-9	06/85	370.576	377.612	372.757	378.628	378.628
Secondary and miscellaneous.....		212390-SM						
Mining support activities.....	213		06/09	124.058	123.938	124.085	124.585	124.443
Mining support activities.....	2131		06/09	124.058	123.938	124.085	124.585	124.443
Mining support activities.....	21311		06/09	124.058	123.938	124.085	124.585	124.443
Drilling oil and gas wells.....	213111		12/85	398.382	393.490	390.950	409.321	409.321
Primary services.....		213111-P	12/85	395.676	390.818	388.294	406.540	406.540
Oil and gas well directional drilling control.....		213111-03	12/03	144.922	144.143	143.654	143.326	143.326
Drilling oil and gas wells, including drilling in, spudding in or tailing in.....		213111-04	12/85	388.215	382.690	379.840	401.355	401.355
Reworking oil and gas wells.....		213111-05	12/92	389.628	389.628	389.628	389.628	389.628
Support activities for oil and gas operations.....	213112		12/85	214.357	214.933	215.749	213.579	213.228
Primary services.....		213112-P	12/85	216.885	217.530	218.338	216.005	215.684
Oil and gas field support services.....		213112-0	12/85	216.885	217.530	218.338	216.005	215.684
Secondary products and miscellaneous receipts.....		213112-SM						
Support activities for coal mining.....	213113		06/85	214.136	215.188	215.282	218.392	218.675
Primary services.....		213113-P	06/85	215.987	217.048	217.143	220.279	220.565
Coal mining services.....		213113-0	06/85	215.987	217.048	217.143	220.279	220.565
Support activities for metal and nonmetallic minerals mining.....	213118		05/23	100.000	100.000	100.000	100.000	100.000
Primary services.....		213118-P	05/23	100.000	100.000	100.000	100.000	100.000
Support activities for metal and nonmetallic minerals mining.....		213118-1	05/23	100.000	100.000	100.000	100.000	100.000
Metal mining services.....		213118-11	12/85	280.529	—	—	—	—
Utilities.....	221		12/03	170.368	179.852	189.086	218.320	197.546
Electric power generation, transmission, and distribution.....	2211		12/03	167.228	179.272	190.214	225.852	200.473
Electric power generation.....	22111		12/03	136.223	150.973	181.950	302.775	216.377
Electric power generation.....	221110		12/03	136.176	150.926	181.922	302.737	216.331
Primary products.....		221110-P	12/03	139.589	154.986	188.234	313.627	223.186
Utilities.....		221110-4	12/03	154.763	159.437	186.078	192.738	182.263
Non-utilities.....		221110-5	12/03	115.803	139.947	176.905	402.341	244.945
Secondary products and miscellaneous receipts.....		221110-SM						
Electric power transmission, control, and distribution.....	22112		12/03	178.170	188.960	191.489	191.484	191.634
Electric bulk power transmission and control.....	221121		12/03	210.271	209.890	209.878	209.882	213.205
Primary products.....		221121-P	12/03	210.748	210.366	210.354	210.358	213.689
Electric bulk power transmission and control.....		221121-3	12/03	210.748	210.366	210.354	210.358	213.689
Electric power distribution.....	221122		12/03	177.089	188.313	190.946	190.939	190.968
Primary products.....		221122-P	12/90	221.234	235.606	236.751	237.202	237.097
Residential electric power.....		221122-41	12/90	220.008	229.889	230.325	230.643	230.296
New England residential electric power.....		221122-411	12/90	235.239	235.239	209.383	209.383	209.818

See footnotes at end of table.

Table 11. Producer price indexes for net output of selected industries and their products, not seasonally adjusted — Continued
 [September 2023]

Title ¹	Industry code	Product code	Index base	Unadjusted index ²				
				May 2023	June 2023 ^P	July 2023 ^P	Aug. 2023 ^P	Sept. 2023 ^P
Electric power distribution - Continued								
Middle Atlantic residential electric power.....		221122-412	12/90	179.220	183.008	184.477	184.835	184.001
East North Central residential electric power.....		221122-413	12/90	213.169	226.323	226.394	226.547	226.761
West North Central residential electric power.....		221122-414	12/90	158.920	178.665	177.299	179.502	173.092
South Atlantic residential electric power.....		221122-415	12/90	204.288	217.786	218.187	220.254	222.531
East South Central residential electric power.....		221122-416	12/90	234.498	241.481	241.137	240.411	237.103
West South Central residential electric power.....		221122-417	12/90	232.611	239.069	247.510	244.628	243.928
Mountain residential electric power.....		221122-418	12/90	177.220	178.184	179.686	179.686	176.795
Pacific residential electric power.....		221122-419	12/90	321.530	336.216	341.095	341.131	342.751
Commercial electric power.....		221122-42	12/90	212.660	230.643	231.914	232.126	232.162
New England commercial electric power.....		221122-421	12/90	281.834	281.834	243.186	243.186	244.145
Middle Atlantic commercial electric power.....		221122-422	12/90	162.281	180.824	187.091	185.165	184.362
East North Central commercial electric power.....		221122-423	12/90	194.369	216.408	216.259	217.143	218.273
West North Central commercial electric power.....		221122-424	12/90	148.156	160.985	163.872	168.862	162.473
South Atlantic commercial electric power.....		221122-425	12/90	169.603	175.251	172.678	173.789	176.965
East South Central commercial electric power.....		221122-426	12/90	199.450	207.947	212.389	211.550	209.782
West South Central commercial electric power.....		221122-427	12/90	222.769	240.078	248.433	246.604	245.381
Mountain commercial electric power.....		221122-428	12/90	157.336	161.164	164.787	164.787	160.012
Pacific commercial electric power.....		221122-429	12/90	365.089	422.023	430.923	430.996	434.017
Industrial electric power.....		221122-43	12/90	242.189	260.848	263.868	265.306	265.533
New England industrial electric power.....		221122-431	12/90	165.417	166.982	178.891	173.440	162.983
Middle Atlantic industrial electric power.....		221122-432	12/90	183.909	182.351	181.009	182.393	183.559
East North Central industrial electric power.....		221122-433	12/90	318.280	388.973	388.920	394.268	394.697
West North Central industrial electric power.....		221122-434	12/90	176.170	192.982	197.141	198.871	187.483
South Atlantic industrial electric power.....		221122-435	12/90	163.239	167.698	164.774	166.156	169.311
East South Central industrial electric power.....		221122-436	12/90	193.092	203.996	209.099	210.420	208.525
West South Central industrial electric power.....		221122-437	12/90	279.840	295.819	296.756	294.617	292.315
Mountain industrial electric power.....		221122-438	12/90	204.460	186.041	198.803	203.591	218.153
Pacific industrial electric power.....		221122-439	12/90	319.123	358.348	361.853	361.987	363.426
Transportation electric power.....		221122-45	12/10	126.043	136.383	133.224	133.231	135.522
Secondary products and miscellaneous receipts.....		221122-SM						
Miscellaneous receipts.....		221122-M	12/90	189.202	189.199	189.202	189.202	190.399
Natural gas distribution.....	2212		12/03	161.501	160.353	162.142	164.115	162.911
Natural gas distribution.....	22121		12/03	161.501	160.353	162.142	164.115	162.911
Natural gas distribution.....	221210		12/03	161.449	160.301	162.090	164.062	162.859
Primary products.....		221210-P	12/90	265.062	263.090	266.164	269.552	267.485
Natural gas to ultimate consumers.....		221210-11	12/90	257.011	255.337	258.903	262.775	260.523
Residential natural gas.....		221210-112	12/90	267.406	267.024	268.456	270.760	268.137
New England residential natural gas.....		221210-1121	06/12	145.984	148.624	134.127	133.630	132.420
Middle Atlantic residential natural gas.....		221210-1122	06/12	148.728	147.064	146.513	148.580	148.423
East North Central residential natural gas.....		221210-1123	06/12	135.859	136.811	139.164	138.413	135.672
West North Central residential natural gas.....		221210-1124	06/12	143.021	137.136	137.737	135.829	134.235
South Atlantic residential natural gas.....		221210-1125	06/12	130.295	130.581	134.088	132.220	132.176
East South Central residential natural gas.....		221210-1126	06/12	108.728	109.082	113.661	113.104	99.428
West South Central residential natural gas.....		221210-1127	06/12	174.716	176.068	181.135	182.586	183.842
Mountain residential natural gas.....		221210-1128	06/12	207.576	207.230	202.655	204.477	204.645
Pacific residential natural gas.....		221210-1129	06/12	157.728	159.068	163.237	171.535	169.919
Commercial natural gas.....		221210-113	12/90	246.543	243.603	248.087	252.472	246.827
New England commercial natural gas.....		221210-1131	06/12	131.709	121.978	119.614	117.915	114.107
Middle Atlantic commercial natural gas.....		221210-1132	06/12	126.359	122.390	122.482	127.528	127.222
East North Central commercial natural gas.....		221210-1133	06/12	130.555	130.619	134.510	132.593	121.494
West North Central commercial natural gas.....		221210-1134	06/12	141.048	136.748	144.309	142.739	141.255
South Atlantic commercial natural gas.....		221210-1135	06/12	123.828	122.680	123.630	124.711	122.813
East South Central commercial natural gas.....		221210-1136	06/12	119.087	116.474	119.954	123.186	115.618
West South Central commercial natural gas.....		221210-1137	06/12	175.309	178.922	183.647	187.901	189.514
Mountain commercial natural gas.....		221210-1138	06/12	225.420	225.404	222.937	226.781	228.281
Pacific commercial natural gas.....		221210-1139	06/12	149.343	152.670	160.959	171.799	170.896
Industrial natural gas.....		221210-114	12/90	199.322	196.731	204.543	213.418	212.731
New England industrial natural gas.....		221210-1141	09/16	132.528	122.416	114.625	112.876	108.970
Middle Atlantic industrial natural gas.....		221210-1142	09/16	146.171	143.170	158.188	159.425	158.745
East North Central industrial natural gas.....		221210-1143	06/12	102.119	103.299	111.892	112.321	112.680
West North Central industrial natural gas.....		221210-1144	06/12	160.809	158.055	169.451	171.729	172.870
South Atlantic industrial natural gas.....		221210-1145	09/16	140.202	140.010	141.886	141.967	142.596
East South Central industrial natural gas.....		221210-1146	09/16	112.737	108.383	114.404	117.868	109.947
West South Central industrial natural gas.....		221210-1147	09/16	134.762	133.014	139.001	156.447	158.115
Mountain industrial natural gas.....		221210-1148	09/16	179.352	179.422	177.406	185.752	186.034
Pacific industrial natural gas.....		221210-1149	09/16	156.582	153.495	152.770	154.863	152.083
To electric power.....		221210-115	12/90	220.646	218.412	222.788	226.833	226.320

See footnotes at end of table.

Table 11. Producer price indexes for net output of selected industries and their products, not seasonally adjusted — Continued
[September 2023]

Title ¹	Industry code	Product code	Index base	Unadjusted index ²				
				May 2023	June 2023 ^P	July 2023 ^P	Aug. 2023 ^P	Sept. 2023 ^P
Natural gas distribution - Continued								
Delivered to ultimate consumers for the account of others (transportation only) . . .		221210-12	12/90	281.294	277.792	277.585	277.701	276.978
Industrial consumer.		221210-122	12/90	252.194	252.413	251.958	252.898	253.592
Other consumers.		221210-123	12/90	603.126	590.935	590.866	589.949	586.527
Secondary products and miscellaneous receipts.		221210-SM						
Miscellaneous receipts.		221210-M	12/90	189.309	189.093	189.412	189.666	189.318
Construction industries								
New industrial building construction.	236211		06/07	193.681	194.031	191.034	191.217	192.681
Primary products.		236211-P	06/07	193.681	194.031	191.034	191.217	192.681
New warehouse building construction.	236221		12/04	235.044	235.516	233.780	234.183	234.195
Primary products.		236221-P	12/04	235.044	235.516	233.780	234.183	234.195
New school building construction.	236222		12/05	226.637	226.576	224.065	224.222	224.334
Primary products.		236222-P	12/05	226.637	226.576	224.065	224.222	224.334
New office building construction.	236223		06/06	209.064	209.022	205.253	205.685	205.372
Primary products.		236223-P	06/06	209.064	209.022	205.253	205.685	205.372
New health care building construction.	236224		06/12	159.760	159.633	158.295	158.416	158.464
Primary products.		236224-P	06/12	159.760	159.633	158.295	158.416	158.464
Concrete contractors, nonresidential building work.	23811X		12/07	177.664	177.942	173.144	173.269	173.241
Primary products.		23811X-P	12/07	177.664	177.942	173.144	173.269	173.241
Roofing contractors, nonresidential building work.	23816X		12/07	206.447	206.596	205.769	205.684	204.702
Primary products.		23816X-P	12/07	206.447	206.596	205.769	205.684	204.702
Electrical contractors, nonresidential building work.	23821X		12/07	170.022	169.765	167.331	167.249	167.383
Primary products.		23821X-P	12/07	170.022	169.765	167.331	167.249	167.383
Plumbing, heating and air-conditioning contractors, nonresidential building work.	23822X		12/07	175.048	175.320	175.737	176.263	176.318
Primary products.		23822X-P	12/07	175.048	175.320	175.737	176.263	176.318
Manufacturing								
Total manufacturing industries.			12/84	246.206	245.834	245.480	251.267	252.608
Food mfg.	311		12/84	253.938	253.654	253.695	254.863	257.240
Animal food mfg.	3111		12/03	219.898	217.539	216.447	214.904	213.634
Animal food mfg.	31111		12/03	221.164	218.791	217.693	216.141	214.863
Dog and cat food manufacturing.	311111		12/85	296.572	296.572	296.642	296.777	296.776
Primary products.		311111-P	12/85	304.188	304.188	304.261	304.401	304.401
Dog food.		311111-1	12/85	316.906	316.906	317.015	317.015	317.015
Canned dog food.		311111-11	12/98	250.149	250.149	250.149	250.149	250.149
Dry and semi moist dog food.		311111-14	12/11	144.172	144.172	144.233	144.233	144.233
Cat food.		311111-4	12/85	285.817	285.817	285.817	286.246	286.246
Canned cat food.		311111-44	12/11	166.326	166.326	166.326	166.326	166.326
Dry and semi moist cat food.		311111-45	12/98	238.362	238.362	238.362	238.810	238.810
Secondary products and miscellaneous receipts.		311111-SM						
Miscellaneous receipts.		311111-M1	12/10	140.857	140.857	140.857	140.857	140.857
Other animal food manufacturing.	311119		12/80	244.285	239.772	237.643	234.612	232.183
Primary products.		311119-P	12/80	238.501	233.895	231.730	228.605	226.124
Complete swine feed, supplements, concentrates, and premixes.		311119-B	12/11	123.933	124.037	124.047	123.375	123.092
Complete beef cattle feed, supplements, concentrates, and premixes.		311119-H	12/11	128.564	126.711	126.604	125.099	123.371
Poultry, exc. chicken and turkey, and livestock, exc. cattle and swine, feed.		311119-N	12/80	348.191	348.175	348.200	347.968	347.979
Pet (excluding dog and cat), laboratory, and fur animal feed.		311119-R	06/91	256.098	255.227	253.323	253.386	252.749
Chicken and turkey feed, supplements, concentrates, and premixes.		311119-1	12/80	202.700	197.272	195.741	191.055	188.612
Complete dairy cattle feed, supplements, concentrates, and premixes.		311119-5	12/11	131.088	125.412	122.278	121.159	119.193
Other prepared animal feeds, including feeding materials and adjuncts.		311119-9	12/80	301.796	300.206	294.060	288.751	283.213
Secondary products and miscellaneous receipts.		311119-SM						
Miscellaneous receipts.		311119-M	12/80	277.701	277.592	275.619	278.330	278.085
Secondary products.		311119-S	12/80	378.794	378.505	378.714	378.831	378.831
Grain & oilseed milling.	3112		12/03	193.302	189.704	191.779	194.431	191.676
Flour milling & malt mfg.	31121		12/03	222.479	218.127	215.627	212.521	210.897
Flour milling.	311211		06/83	256.059	249.093	245.338	241.036	240.260
Primary products.		311211-P	06/83	260.595	253.308	249.458	245.004	244.186
Prepared flour mixes, including refrigerated and frozen doughs and batters, made in flour mills.		311211-A	06/83	265.090	264.449	262.488	262.023	262.023
Wheat flour (except flour mixes), made in flour mills.		311211-1	06/83	279.122	265.922	266.229	259.600	261.386
Wheat mill products, except flour.		311211-4	06/83	177.139	169.398	169.279	158.226	156.276
Corn mill products.		311211-7	06/83	229.082	229.801	215.500	221.866	216.108
Other grain mill products.		311211-9	06/83	322.693	323.592	312.354	304.448	304.635

See footnotes at end of table.

Table 11. Producer price indexes for net output of selected industries and their products, not seasonally adjusted — Continued
 [September 2023]

Title ¹	Industry code	Product code	Index base	Unadjusted index ²				
				May 2023	June 2023 ^p	July 2023 ^p	Aug. 2023 ^p	Sept. 2023 ^p
Flour milling - Continued								
Secondary products and miscellaneous receipts.....		311211-SM						
Miscellaneous receipts.....		311211-M	06/92	164.813	158.190	146.906	138.288	138.213
Rice milling.....	311212		06/84	253.224	253.007	251.941	249.557	244.012
Primary products.....		311212-P	06/84	252.393	252.176	251.114	248.738	243.211
Milled rice and byproducts.....		311212-0	12/03	243.052	242.843	241.820	239.532	234.210
Milled rice (incl second heads, screenings, brewers, bran, sharps, rice flour, and byproducts).....		311212-04	06/03	274.021	274.287	273.729	269.135	258.322
Head rice not packaged with other ingredients.....		311212-06	12/11	142.400	141.967	140.878	140.299	139.022
Malt manufacturing.....	311213		06/85	204.531	203.333	203.333	203.333	203.371
Primary products.....		311213-P	06/85	201.602	200.398	200.398	200.398	200.436
Malt and malt byproducts.....		311213-0	06/85	201.602	200.398	200.398	200.398	200.436
Secondary products and miscellaneous receipts.....		311213-SM1						
Starch & vegetable fats & oils mfg.....	31122		12/03	189.961	185.278	188.792	194.126	190.326
Wet corn milling and starch manufacturing.....	311221		06/85	280.464	272.328	269.393	270.362	264.720
Primary products.....		311221-P	06/85	309.795	300.485	297.155	297.969	291.687
Wet process corn byproducts.....		311221-A	06/85	331.819	324.831	312.901	302.777	304.684
Corn sweeteners, made by wet milling.....		311221-1	06/85	287.692	290.829	292.383	294.932	283.231
Manufactured starch, made by wet milling.....		311221-4	06/85	385.660	384.952	374.338	377.054	372.068
Secondary products and miscellaneous receipts.....		311221-SM						
Soybean and other oilseed processing.....	311224		12/11	105.812	102.712	106.124	110.997	108.744
Primary products.....		311224-P	12/11	93.513	90.627	93.347	95.630	94.437
Cottonseed cake, meal, hulls, and other byproducts.....		311224-B	06/85	605.150	583.718	585.587	572.741	556.889
Cottonseed cake and meal.....		311224-B1	12/11	129.002	127.128	127.609	124.287	116.220
Soybean oil.....		311224-3	12/79	206.075	206.295	223.564	230.493	228.474
Crude soybean oil, degummed, made from soybeans crushed in the same establishment.....		311224-31	05/88	180.714	174.476	180.647	186.082	184.826
Soybean oil, all other types.....		311224-32	12/03	249.763	256.654	286.829	295.887	292.910
Soybean cake, meal, and other byproducts.....		311224-4	12/79	137.074	133.764	137.254	137.962	134.704
Soybean cake and meal.....		311224-41	12/09	94.617	92.943	93.369	94.775	92.410
Other soybean products, including isolates and concentrates.....		311224-42	12/09	197.517	182.377	221.076	206.512	203.802
Cotton linters.....		311224-7	06/85	206.823	204.642	190.095	164.506	101.962
Other crude and refined vegetable oils and other vegetable mill products.....		311224-9	12/11	198.479	194.756	193.874	195.450	196.161
Other crude vegetable oils, including linseed, peanut, sunflower, safflower, etc.....		311224-91	01/99	382.299	378.945	378.308	381.609	382.054
Other vegetable oil mill products, including all oil seed cake and meal.....		311224-93	12/85	315.379	306.602	304.304	306.458	308.206
Secondary products and miscellaneous receipts.....		311224-SM						
Miscellaneous products.....		311224-M	12/11	103.832	86.590	81.033	83.782	86.785
Fats and oils refining and blending.....	311225		12/81	371.578	369.646	375.102	375.387	370.367
Primary products.....		311225-P	12/81	384.972	382.472	393.990	391.999	387.731
Shortening and cooking oils.....		311225-2	12/81	355.164	352.532	367.562	369.837	365.651
Margarine, butter blends, and butter substitutes.....		311225-4	02/04	173.965	173.303	172.176	165.364	163.793
Secondary products and miscellaneous receipts.....		311225-SM						
Secondary products.....		311225-S	02/04	184.120	184.026	176.602	180.690	176.590
Breakfast cereal manufacturing.....	31123		12/03	167.977	169.664	172.777	172.777	172.777
Breakfast cereal manufacturing.....	311230		12/83	279.403	282.209	287.388	287.388	287.388
Primary products.....		311230-P	12/83	290.814	293.976	299.813	299.813	299.813
Breakfast cereal.....		311230-1	12/83	289.321	292.467	298.273	298.273	298.273
Secondary products and miscellaneous receipts.....		311230-SM						
Sugar & confectionery product mfg.....	3113		12/84	253.472	256.693	256.973	258.659	259.621
Sugar mfg.....	31131		12/03	189.742	194.151	194.298	196.522	196.647
Beet sugar manufacturing.....	311313		06/82	198.366	199.746	199.891	204.964	203.560
Primary products.....		311313-P	06/82	203.054	204.475	204.625	209.848	208.402
Beet sugar.....		311313-0	06/82	206.456	207.900	208.052	213.363	211.893
Secondary products and miscellaneous receipts.....		311313-SM1						
Cane sugar manufacturing.....	311314		12/11	115.893	119.703	119.797	120.205	120.812
Primary products.....		311314-P	12/11	115.985	119.815	119.913	120.373	120.970
Raw cane sugar and sugarcane mill products and byproducts.....		311314-1	06/82	218.737	233.707	229.121	230.557	229.799
Refined granulated cane sugar and byproducts.....		311314-3	06/82	247.367	249.776	253.531	254.091	256.766
Secondary products and miscellaneous receipts.....		311314-SM						
Nonchocolate confectionery mfg.....	31134		12/03	181.405	182.071	182.055	182.070	182.228
Nonchocolate confectionery manufacturing.....	311340		12/03	181.350	182.016	182.000	182.014	182.173
Primary products.....		311340-P	12/03	182.927	183.585	183.585	183.585	183.722
Nonchocolate-type confectioneries.....		311340-5	06/83	279.826	281.215	281.215	281.215	281.506
Other confectionery-type products.....		311340-7	06/91	235.915	235.915	235.915	235.915	235.915

See footnotes at end of table.

Table 11. Producer price indexes for net output of selected industries and their products, not seasonally adjusted — Continued
 [September 2023]

Title ¹	Industry code	Product code	Index base	Unadjusted index ²				
				May 2023	June 2023 ^P	July 2023 ^P	Aug. 2023 ^P	Sept. 2023 ^P
Nonchocolate confectionery manufacturing - Continued								
Secondary products and miscellaneous receipts.....		311340-SM						
Secondary products.....		311340-S	12/03	187.071	188.184	187.794	188.147	188.842
Chocolate and confectionery manufacturing.....	31135		12/11	126.707	128.114	128.383	129.312	130.318
Chocolate and confectionery mfg. from cacao.....	311351		12/11	148.734	149.503	151.510	154.277	156.009
Primary products.....		311351-P	12/11	147.360	148.127	150.145	152.917	154.645
Chocolate coatings, made from cacao beans.....		311351-1	12/11	162.664	163.827	166.103	169.811	171.819
Chocolate/chocolate-type confectionery products, made from cacao beans.....		311351-4	12/11	130.249	130.249	130.249	130.249	130.350
Other chocolate and cocoa products, made from cacao beans.....		311351-7	12/11	149.165	150.345	153.583	157.931	160.623
Secondary products and miscellaneous receipts.....		311351-SM1						
Confectionery mfg. from purchased chocolate.....	311352		12/11	117.616	119.258	118.869	119.097	119.823
Primary products.....		311352-P	12/11	117.703	119.545	119.105	119.341	120.116
Chocolate/confectionery products, made from purchased chocolate.....		311352-3	12/11	116.439	118.262	117.826	118.059	118.826
Secondary products and miscellaneous receipts.....		311352-SM						
Miscellaneous receipts.....		311352-M	12/11	137.921	137.921	137.921	137.921	137.921
Fruit & vegetable preserving & specialty food mfg.....	3114		12/84	248.882	250.131	250.341	252.852	254.796
Frozen food manufacturing.....	31141		12/03	177.112	178.810	178.670	179.455	182.857
Frozen fruit and vegetable manufacturing.....	311411		06/81	341.062	352.197	352.164	355.356	373.716
Primary products.....		311411-P	06/81	300.524	310.819	310.832	313.519	329.947
Frozen fruits, juices, ades, drinks, and cocktails.....		311411-1	06/81	242.963	240.362	238.363	241.241	256.629
Frozen fruits.....		311411-11	12/90	262.684	256.539	252.107	258.907	257.390
Frozen vegetables.....		311411-4	06/81	332.041	347.539	348.313	351.015	368.371
Frozen vegetables, other than potato products.....		311411-47	12/11	142.110	142.009	141.866	143.224	142.848
Frozen potato products (French-fried, patties, puffs, etc.).....		311411-48	12/11	157.467	170.007	170.739	171.865	186.110
Secondary products and miscellaneous receipts.....		311411-SM						
Miscellaneous receipts.....		311411-M	06/97	636.480	636.665	661.368	708.714	802.324
Frozen specialty food manufacturing.....	311412		12/82	203.015	201.761	201.505	201.716	200.800
Primary products.....		311412-P	12/82	206.968	205.683	205.427	205.642	204.714
Frozen dinners (beef, pork, and poultry pies) and nationality foods, incl. frozen pizza.....		311412-1	12/82	186.832	186.038	185.974	186.028	185.755
Other frozen specialties, incl. all whipped topping, waffles, soups, etc., excluding seafood.....		311412-4	06/91	233.859	230.482	229.308	230.290	226.268
Secondary products and miscellaneous receipts.....		311412-SM						
Secondary products.....		311412-S	12/82	191.784	191.481	190.340	190.622	188.215
Fruit & vegetable canning, pickling & drying.....	31142		12/03	194.400	194.707	195.108	197.902	197.744
Fruit and vegetable canning.....	311421		06/81	285.533	286.094	286.838	293.008	292.680
Primary products.....		311421-P	06/81	285.819	285.340	287.001	287.914	292.346
Canned catsup and other tomato based sauces.....		311421-D	06/81	246.940	246.752	247.279	247.279	251.018
Canned jams, jellies, and preserves.....		311421-G	06/81	262.152	262.615	262.750	262.882	263.163
Canned and fresh fruit juices, nectars, and concentrates.....		311421-K	12/11	140.462	140.528	140.724	142.394	-
Pickles and other pickled products, including horseradish.....		311421-Q	06/81	332.548	329.408	329.372	331.202	331.202
Canned fruits, excluding baby foods.....		311421-1	06/81	327.186	327.877	333.963	333.817	336.099
Canned vegetables.....		311421-5	06/81	301.101	299.300	301.805	302.218	303.366
Secondary products and miscellaneous receipts.....		311421-SM						
Miscellaneous receipts.....		311421-M	06/81	166.675	183.402	172.597	265.485	188.256
Secondary products.....		311421-S	06/81	331.634	332.858	328.510	329.333	329.249
Specialty canning.....	311422		12/82	327.402	327.402	327.545	327.553	327.553
Primary products.....		311422-P	12/82	347.394	347.394	347.570	347.580	347.580
Canned baby foods and other canned specialty/nationality foods.....		311422-5	06/08	148.716	148.716	149.020	149.020	149.020
Canned soups and stews, excluding frozen and seafood.....		311422-6	12/82	459.609	459.609	459.609	459.609	459.609
Canned dry beans.....		311422-7	12/82	222.235	222.235	222.235	222.295	222.295
Secondary products and miscellaneous receipts.....		311422-SM						
Dried and dehydrated food manufacturing.....	311423		12/82	302.689	303.279	304.058	305.562	305.873
Primary products.....		311423-P	12/82	318.533	319.224	319.857	321.619	321.982
Soup mixes (including dried/dehydrated/freeze-dried) and bouillon.....		311423-1	12/82	226.959	226.959	225.495	225.495	225.495
Dried and dehydrated fruits and vegetables, including freeze-dried.....		311423-5	12/82	307.907	308.841	309.932	315.884	316.375
Secondary products and miscellaneous receipts.....		311423-SM						
Dairy product mfg.....	3115		12/84	234.927	230.591	227.623	232.401	236.104
Dairy product (except frozen) mfg.....	31151		12/03	167.435	164.065	161.756	165.410	168.287
Fluid milk manufacturing.....	311511		12/82	296.764	292.759	291.130	289.747	297.035
Primary products.....		311511-P	12/82	272.917	268.655	267.161	265.706	272.713
Yogurt, except frozen.....		311511-A	12/82	183.618	183.603	183.732	183.693	183.608
Perishable dairy product substitutes.....		311511-D	12/91	169.178	169.178	169.178	169.178	169.178
Fluid milk and cream, bulk sales.....		311511-1	12/91	224.141	222.834	222.641	223.925	233.410

See footnotes at end of table.

Table 11. Producer price indexes for net output of selected industries and their products, not seasonally adjusted — Continued
 [September 2023]

Title ¹	Industry code	Product code	Index base	Unadjusted index ²				
				May 2023	June 2023 ^P	July 2023 ^P	Aug. 2023 ^P	Sept. 2023 ^P
Fluid milk manufacturing - Continued								
Fluid milk and related products, packaged (incl. cartons, bottles, cans, etc.) excl. U.H.T.....		311511-5	12/82	287.783	279.809	277.120	273.961	284.173
Whole fluid milk, packaged, excluding U.H.T. and flavored.....		311511-51	12/82	267.667	258.695	255.895	252.067	263.412
Fluid milk, lowfat, incl. 2.0, 1.0, and 0.5 percent packaged, excl. U.H.T. and flavored.....		311511-52	12/82	300.834	289.956	285.343	280.840	293.269
Fat free or skim milk, packaged, excluding U.H.T. and flavored.....		311511-53	12/82	310.601	297.803	291.977	287.085	298.172
Other fluid milk related products, incl. heavy & light cream, unflavored sour cream, etc.....		311511-59	06/98	240.137	239.785	240.856	241.264	245.195
Cottage cheese (including bakers', pot, and farmers' cheese).....		311511-7	12/82	307.700	309.869	309.018	310.176	310.476
Other packaged milk products incl. flavored milks, eggnog, buttermilk etc.....		311511-9	12/91	280.580	277.476	275.550	273.884	280.551
Secondary products and miscellaneous receipts.....		311511-SM						
Miscellaneous receipts.....		311511-M	12/82	436.909	437.354	440.703	437.544	440.099
Secondary products.....		311511-S	12/82	282.144	283.076	281.101	281.497	286.253
Creamery butter manufacturing.....	311512		06/84	172.083	169.438	174.547	190.344	191.437
Primary products.....		311512-P	06/84	169.421	166.817	171.847	187.399	188.475
Creamery butter.....		311512-0	06/84	169.421	166.817	171.847	187.399	188.475
Cheese manufacturing.....	311513		06/81	201.571	196.622	191.199	201.646	204.516
Primary products.....		311513-P	06/81	185.588	181.188	176.161	188.398	190.958
Raw liquid whey.....		311513-A	12/04	203.235	195.008	187.415	186.156	188.549
Natural cheese (cheddar, Swiss, Italian, brick, cream, grated, dried etc.) excl. cottage cheese.....		311513-1	06/81	174.780	170.094	166.218	177.505	179.997
Natural cheese, except lowfat, shipped in consumer packages or containers (3 lbs. or less).....		311513-1111	12/04	141.187	140.732	140.673	139.714	139.788
Natural cheese, except lowfat, shipped in packages or containers (more than 3 lbs.) or bulk.....		311513-1121	12/04	114.439	109.087	104.236	118.955	121.856
Lowfat natural cheese, except cottage cheese, shipped in consumer packages (3 lbs. or less).....		311513-1131	06/10	113.172	113.083	113.293	113.526	113.996
Lowfat natural cheese, except cottage cheese, shipped in packages (more than 3 lbs.) or in bulk.....		311513-1141	06/10	122.870	114.241	107.129	129.438	134.241
Process cheese and related products.....		311513-4	06/81	187.816	186.014	176.221	191.279	193.640
Process cheese, shipped in consumer packages or containers (3 lbs. or less)...		311513-41	06/10	125.688	125.341	120.211	129.469	130.519
All other process cheese and related products.....		311513-49	06/10	138.201	136.086	127.571	139.405	141.629
Process cheese, shipped in packages or containers (more than 3 lbs.) or in bulk.....		311513-4921	06/10	138.147	133.157	127.252	126.210	127.720
Cheese food, spread, and other related products.....		311513-4961	12/11	109.159	109.752	100.974	120.445	122.763
Secondary products and miscellaneous receipts.....		311513-SM						
Miscellaneous receipts.....		311513-M	06/81	261.175	260.635	261.236	260.530	264.084
Secondary products.....		311513-S	06/81	230.832	223.259	216.972	203.254	207.362
Dry, condensed, and evaporated dairy products.....	311514		12/83	200.597	194.957	191.017	188.063	190.003
Primary products.....		311514-P	12/83	220.103	213.551	207.999	203.392	205.105
Ice cream mixes and related products.....		311514-A	04/00	151.047	149.996	150.710	150.555	152.201
Dairy product substitutes.....		311514-D	06/92	185.703	196.414	196.420	196.405	196.402
Dry milk products and mixtures.....		311514-1	12/83	180.123	169.550	161.775	154.886	157.142
Milk products, shipped in consumer-type cans, excluding substitutes.....		311514-5	12/83	326.851	326.386	326.568	326.990	326.990
Concentrated milk products shipped in bulk (barrels, drums, and tanks).....		311514-7	12/83	149.981	139.224	137.079	139.877	139.714
Secondary products and miscellaneous receipts.....		311514-SM						
Secondary products.....		311514-S	12/83	123.302	122.027	127.032	133.474	137.170
Ice cream and frozen dessert mfg.....	31152		12/03	172.331	172.368	172.494	172.573	172.569
Ice cream and frozen dessert manufacturing.....	311520		06/83	276.900	276.959	277.162	277.288	277.281
Primary products.....		311520-P	06/83	280.289	280.388	280.633	280.762	280.826
Ice cream and frozen dessert manufacturing.....		311520-0	06/83	280.289	280.388	280.633	280.762	280.826
Ice cream, incl. custards (excl. lowfat and nonfat) shipped in bulk (containers 3 gal or more).....		311520-01	06/83	281.750	281.994	281.780	281.339	282.123
Ice cream, incl. custards (excl. lowfat and nonfat) shipped in sizes less than 3 gallons.....		311520-02	06/83	278.843	278.663	278.909	279.275	279.231
Ice cream, including custards (excluding lowfat and nonfat), novelty forms.....		311520-03	06/92	212.889	213.263	213.255	213.279	213.389
Ice cream, including custards, lowfat and nonfat.....		311520-04	12/98	160.815	160.807	160.786	160.770	160.768
Frozen desserts containing fats other than butterfat (incl. soy, rice, almond, oats, etc.).....		311520-06	12/22	104.440	105.234	105.257	105.410	105.236
Other frozen desserts (yogurt, sherbet, water ices, mellorine, frozen pudding, gelato, etc.).....		311520-09	12/98	210.949	211.062	212.152	211.737	211.902
Secondary products and miscellaneous receipts.....		311520-SM						
Miscellaneous receipts.....		311520-M	06/83	317.944	318.220	318.529	318.537	318.507
Secondary products.....		311520-S	06/83	193.266	192.494	191.840	191.934	190.507
Animal slaughtering & processing.....	31161		12/84	220.909	224.808	225.323	224.673	230.533
Animal, except poultry, slaughtering.....	311611		12/80	243.569	253.517	256.789	252.243	253.424
Primary products.....		311611-P	12/80	239.459	249.259	252.604	248.026	249.029
Pork, fresh/frozen, unprocessed, all cuts, except sausage, made in slaughtering plants.....		311611-A	12/80	119.295	126.448	147.633	142.211	137.593

See footnotes at end of table.

Table 11. Producer price indexes for net output of selected industries and their products, not seasonally adjusted — Continued
 [September 2023]

Title ¹	Industry code	Product code	Index base	Unadjusted index ²				
				May 2023	June 2023 ^P	July 2023 ^P	Aug. 2023 ^P	Sept. 2023 ^P
Animal, except poultry, slaughtering - Continued								
Pork, processed or cured, not canned or made into sausage, made in slaughtering plants.....		311611-G	12/80	253.534	265.285	251.714	283.525	288.789
Fresh and processed sausage, deli, and cooked meats, made in slaughtering plants.....		311611-J	12/80	295.800	306.028	314.761	324.064	319.136
Hides, skins, and pelts, made in slaughtering plants.....		311611-Q	12/80	95.182	91.433	89.751	92.006	92.735
Miscellaneous byproducts of slaughtering plants.....		311611-R	12/80	534.011	536.438	608.087	629.609	640.664
Beef, fresh or frozen, not canned or made into sausage, made in slaughtering plants.....		311611-1	12/80	292.839	305.792	293.189	282.730	285.998
Beef, fresh/frozen whole/half carcass, not canned or made into sausage, misp..		311611-10	12/80	269.485	307.754	280.967	294.940	296.657
Beef, fresh/frozen variety meats, not canned or made into sausage, made in slaughtering plants.....		311611-16	12/80	301.799	302.126	297.338	300.222	304.114
Beef, fresh/frozen, primal and subprimal cuts, made in slaughtering plants.....		311611-17	12/95	264.118	274.430	263.809	251.552	254.574
Lamb/mutton, fresh or frozen, not canned or made into sausage, made in slaughtering plants.....		311611-7	12/95	317.426	315.142	314.428	314.831	317.408
Secondary products and miscellaneous receipts.....		311611-SM						
Miscellaneous receipts.....		311611-M	06/01	412.876	411.736	423.135	-	-
Secondary products.....		311611-S	12/80	163.272	168.908	160.008	165.910	180.133
Meat processed from carcasses.....	311612		12/82	230.662	231.594	236.845	239.890	243.706
Primary products.....		311612-P	12/82	224.286	225.244	230.621	233.686	237.195
Other processed, frozen, or cooked meats, made from purchased carcasses.....		311612-A	12/82	227.169	229.417	238.214	234.420	234.679
Boxed meat (beef, pork, lamb, etc.), made from purchased carcasses.....		311612-A1	06/08	136.023	134.522	139.022	139.466	140.066
Frozen ground meat patties and other processed, frozen, or cooked meats, mfpc.....		311612-A5	09/16	134.913	137.154	142.622	139.505	139.517
Pork, processed or cured, not canned or made into sausage, mfpc.....		311612-1	12/82	175.946	175.446	175.894	187.677	202.195
Pork, sweet-pickled, dry-cured, or dry salt, not canned or made into sausage, mfpc.....		311612-11	09/16	126.893	127.266	128.316	127.992	-
Smoked hams and picnics, excluding canned, made from purchased carcasses.....		311612-12	06/08	161.693	162.333	162.690	164.593	164.530
Smoked slab bacon, made from purchased carcasses.....		311612-13	09/16	131.470	129.733	128.348	142.245	174.348
Smoked sliced bacon, made from purchased carcasses.....		311612-14	06/08	160.049	159.126	159.861	183.667	211.629
Other smoked pork, not canned or made into sausage, made from purchased carcasses.....		311612-15	06/08	160.839	158.481	158.781	157.630	159.352
Boiled ham, barbecue pork, and other cooked pork, except canned meats and sausage, mfpc.....		311612-16	06/08	131.940	131.962	131.895	131.951	131.894
Sausage and similar products, excluding canned, made from purchased carcasses.....		311612-4	12/82	246.319	245.532	250.068	255.421	251.974
Fresh sausage (pork sausage, breakfast links, etc.), excluding canned, mfpc....		311612-41	12/82	287.018	288.082	302.160	323.366	310.940
Dry or semidry sausage (salami, cervelat, pepperoni, summer sausage, pork roll, etc), mfpc.....		311612-42	12/82	233.738	231.299	230.109	229.401	228.386
Frankfurters, including wieners, excluding canned, made from purchased carcasses.....		311612-43	12/82	275.277	275.139	276.554	275.896	276.224
Other sausage (smoked or cooked) & jellied goods & similar preparations, excluding canned, mfpc.....		311612-44	12/82	215.909	214.990	219.381	219.409	220.285
Secondary products and miscellaneous receipts.....		311612-SM						
Secondary products.....		311612-S	12/82	239.571	238.764	234.829	234.566	246.853
Rendering and meat byproduct processing.....	311613		12/82	363.895	357.901	354.210	366.293	377.891
Primary products.....		311613-P	12/82	351.032	345.250	341.689	352.473	363.634
Lard, inedible tallow, and other greases, excluding wool grease.....		311613-2	12/82	413.063	415.658	413.099	432.507	452.881
Animal and marine feed and fertilizer byproducts.....		311613-5	12/82	289.219	280.887	277.334	283.667	290.113
Meat and bone meal.....		311613-51	12/82	227.526	220.233	216.310	221.372	226.352
Animal and marine feed and fertilizer byproducts, except meat and bone meal..		311613-52	12/82	373.359	363.701	360.794	368.852	377.309
Secondary products and miscellaneous receipts.....		311613-SM						
Poultry processing.....	311615		12/81	185.766	185.334	179.288	179.830	192.615
Primary products.....		311615-P	12/81	189.836	189.340	183.132	183.644	196.832
Processed poultry and small game (except soups), containing 20 percent or more poultry or meat.....		311615-D	12/81	143.038	147.553	138.221	144.768	159.265
Young chickens, including bulk, chilled, frozen, whole, and in parts.....		311615-1	12/81	210.956	210.628	206.273	204.105	220.791
Turkeys (including frozen, whole, and parts).....		311615-7	12/81	229.720	212.676	206.152	199.524	194.525
Other poultry and small game (including frozen), whole, and parts.....		311615-9	12/90	309.524	310.053	306.760	306.800	306.670
Secondary products and miscellaneous receipts.....		311615-SM						
Secondary products.....		311615-S	12/81	33.374	34.952	34.757	36.114	34.692
Seafood product preparation & packaging.....	3117		12/03	189.212	188.039	189.347	187.071	187.634
Seafood product preparation and packaging.....	31171		12/03	189.212	188.039	189.347	187.071	187.634
Seafood product preparation and packaging.....	311710		12/11	132.455	131.634	132.549	130.956	131.350
Primary products.....		311710-P	12/11	132.137	131.310	132.247	130.620	131.045
Prepared frozen shellfish.....		311710-3	12/96	172.368	168.802	164.617	159.784	162.355
Prepared fresh fish/seafood, inc. surimi/surimi-based products.....		311710-6	12/82	413.756	413.093	415.727	412.062	417.709
Prepared frozen fish.....		311710-7	12/82	326.736	316.756	316.982	312.099	310.461
Other prepared fresh and frozen seafood.....		311710-9	12/96	197.587	207.880	219.899	218.809	218.817
Secondary products and miscellaneous receipts.....		311710-SM						

See footnotes at end of table.

Table 11. Producer price indexes for net output of selected industries and their products, not seasonally adjusted — Continued
[September 2023]

Title ¹	Industry code	Product code	Index base	Unadjusted index ²				
				May 2023	June 2023 ^P	July 2023 ^P	Aug. 2023 ^P	Sept. 2023 ^P
Seafood product preparation and packaging - Continued								
Secondary products.....		311710-S	12/82	163.289	162.927	162.864	163.238	163.026
Bakeries & tortilla mfg.....	3118		12/03	186.189	186.658	186.449	186.789	188.174
Bread & bakery product mfg.....	31181		12/03	198.313	199.119	198.931	199.167	201.309
Retail bakeries.....	311811		12/03	226.905	226.905	226.905	226.559	228.581
Primary products.....		311811-P	12/99	249.623	249.623	249.623	249.171	251.809
Retail bakery products.....		311811-0	12/99	249.623	249.623	249.623	249.171	251.809
Secondary products and miscellaneous receipts.....		311811-SM						
Commercial bakeries.....	311812		06/80	443.730	446.217	445.719	446.047	452.059
Primary products.....		311812-P	06/80	437.775	440.369	439.841	440.837	446.726
Bread (white, wheat, rye, etc.), including frozen.....		311812-1	06/80	436.577	441.019	447.249	444.814	449.589
White pan bread.....		311812-15	12/11	140.559	141.161	144.042	142.103	143.579
White hearth bread (French, Italian, etc.).....		311812-16	12/11	142.978	142.978	143.474	143.938	143.938
Dark wheat breads (whole wheat, cracked wheat, multigrain, etc.).....		311812-17	12/11	136.699	138.763	143.253	143.321	142.456
Other variety breads (rye, unleavened, raisin, potato, self-rising, salt-free, canned, etc.).....		311812-18	12/11	124.790	127.710	126.750	126.683	130.912
Rolls, bread-type (including muffins, bagels, and croissants), including frozen.....		311812-5	06/80	412.830	413.669	407.047	410.805	417.651
Rolls, hamburger and wiener.....		311812-51	12/11	135.183	131.431	128.414	128.475	132.128
All other rolls, bread-type (incl. muffins, bagels, and croissants).....		311812-59	12/11	145.805	149.971	148.447	150.898	151.960
Soft cakes, excluding frozen.....		311812-7	06/80	478.441	484.094	482.210	485.481	496.808
Other sweet goods, excluding frozen.....		311812-9	06/80	460.762	460.762	460.547	460.547	461.533
Secondary products and miscellaneous receipts.....		311812-SM						
Miscellaneous receipts.....		311812-M	06/80	512.192	512.192	513.720	526.242	526.751
Secondary products.....		311812-S	06/80	416.818	417.805	417.601	409.735	416.275
Frozen cakes and other pastries manufacturing.....	311813		06/91	241.623	241.328	241.153	242.509	241.872
Primary products.....		311813-P	12/82	349.253	348.707	348.437	350.348	349.599
Frozen cakes, pies, and other pastries.....		311813-0	12/82	349.253	348.707	348.437	350.348	349.599
Secondary products and miscellaneous receipts.....		311813-SM						
Secondary products.....		311813-S	06/91	190.721	191.080	191.032	192.340	190.987
Cookie, cracker & pasta mfg.....	31182		12/03	167.160	167.210	166.806	166.989	167.005
Cookie and cracker manufacturing.....	311821		06/83	263.333	263.333	263.419	263.419	263.627
Primary products.....		311821-P	06/83	261.275	261.275	261.372	261.372	261.372
Crackers, biscuits, and related products.....		311821-2	06/83	251.767	251.767	252.004	252.004	252.004
Saltines and all other crackers, cracker meal and crumbs, and biscuits.....		311821-24	01/12	101.250	101.250	101.345	101.345	101.345
Cookies, wafers, and ice cream cones and cups (excluding frozen).....		311821-4	06/83	266.607	266.607	266.607	266.607	266.607
Secondary products and miscellaneous receipts.....		311821-SM						
Secondary products.....		311821-S	06/83	278.731	278.731	278.731	278.731	280.724
Dry pasta, dough, and flour mixes manufacturing from purchased flour.....	311824		06/85	257.797	257.933	256.766	257.266	257.154
Primary products.....		311824-P	12/11	136.391	136.489	135.788	136.156	136.091
Prepared flour mixes (incl refrigerated & frozen doughs & batters) made from purchased flour.....		311824-1	06/85	240.873	241.134	241.762	242.746	242.572
Flour mixes (refrigerated & frozen doughs & batters), ex cake mixes, made from purchased flour.....		311824-12	06/85	237.791	238.063	238.719	239.745	239.564
Dry macaroni, spaghetti and egg noodle products (excluding canned or frozen).....		311824-3	06/85	288.284	288.284	282.420	282.420	282.420
Secondary products and miscellaneous receipts.....		311824-SM						
Secondary products.....		311824-S	06/85	326.376	325.092	328.217	322.909	323.668
Tortilla mfg.....	31183		12/03	172.610	172.031	172.805	175.174	176.840
Tortilla manufacturing.....	311830		12/03	172.612	172.033	172.807	175.176	176.842
Primary products.....		311830-P	06/91	211.256	210.533	211.569	214.529	216.683
Tortillas, sold in bulk or packages, excluding frozen or canned.....		311830-0	06/91	211.256	210.533	211.569	214.529	216.683
Secondary products and miscellaneous receipts.....		311830-SM						
Miscellaneous receipts.....		311830-M	12/03	135.544	135.544	135.544	135.544	135.544
Secondary products.....		311830-S	12/03	184.694	184.196	183.486	185.494	-
Other food manufacturing.....	3119		12/03	179.657	176.938	177.648	179.014	178.808
Snack food mfg.....	31191		12/03	186.748	187.120	189.326	187.866	187.977
Roasted nuts and peanut butter manufacturing.....	311911		12/03	150.616	151.986	157.875	152.599	152.808
Primary products.....		311911-P	12/03	150.495	151.889	157.977	152.432	152.418
Nuts and seeds (salted, roasted, cooked, or blanched).....		311911-1	06/91	190.785	191.666	200.373	192.457	192.437
Nuts (salted, roasted, cooked, or blanched), sold in bulk.....		311911-11	06/91	157.886	158.689	166.623	159.279	159.279
Canned nuts (salted, roasted, cooked, or blanched).....		311911-12	06/91	151.173	151.173	151.487	151.487	150.821
All other packaged nuts, including all types of seeds (salted, roasted, cooked, or blanched).....		311911-13	06/91	254.550	254.550	254.427	257.380	257.467
Peanut butter.....		311911-4	12/85	233.608	244.382	244.222	244.222	244.222
Secondary products and miscellaneous receipts.....		311911-SM						
Secondary products.....		311911-S	06/91	154.154	155.369	155.685	160.452	166.071

See footnotes at end of table.

Table 11. Producer price indexes for net output of selected industries and their products, not seasonally adjusted — Continued
 [September 2023]

Title ¹	Industry code	Product code	Index base	Unadjusted index ²				
				May 2023	June 2023 ^P	July 2023 ^P	Aug. 2023 ^P	Sept. 2023 ^P
Other snack food manufacturing.....	311919		06/91	257.820	257.512	257.387	258.537	258.615
Primary products.....		311919-P	12/85	293.980	293.622	293.477	294.815	294.905
Potato chips and sticks, plain and flavored.....		311919-1	12/85	286.673	286.378	286.011	286.011	286.011
Corn chips and related products.....		311919-4	12/85	283.321	282.032	282.032	285.827	285.827
Other chips, sticks (hard pretzels, bacon rinds, popcorn (except candied), etc.)....		311919-7	12/03	205.329	205.836	205.836	205.908	206.133
Secondary products and miscellaneous receipts.....		311919-SM						
Coffee & tea mfg.....	31192		12/03	177.895	177.750	177.738	189.887	190.027
Coffee and tea manufacturing.....	311920		06/81	248.754	248.551	248.535	265.523	265.719
Primary products.....		311920-P	06/81	234.701	234.509	234.493	250.602	250.788
Roasted coffee.....		311920-1	06/81	246.941	246.737	246.649	265.530	265.708
Coffee, concentrated, including coffee substitutes.....		311920-5	06/81	206.380	206.380	206.380	212.457	212.457
Tea in consumer packages.....		311920-7	12/85	183.891	183.708	184.155	186.187	186.483
Secondary products and miscellaneous receipts.....		311920-SM						
Miscellaneous receipts.....		311920-M	12/00	220.466	220.466	220.466	220.466	220.466
Flavoring syrup & concentrate mfg.....	31193		12/03	162.351	162.559	162.559	162.559	162.556
Flavoring syrup and concentrate manufacturing.....	311930		12/85	240.883	241.215	241.215	241.215	241.210
Primary products.....		311930-P	12/85	251.182	252.062	252.062	252.062	252.062
Liquid beverage bases, excluding use by soft drink bottlers.....		311930-1	12/85	310.934	314.596	314.596	314.596	314.596
Soft drink flavoring syrup, sold in bulk.....		311930-6	05/15	138.940	138.940	138.940	138.940	138.940
Other flavoring agents (except chocolate syrups).....		311930-8	12/85	161.663	161.663	161.663	161.663	161.663
Secondary products and miscellaneous receipts.....		311930-SM						
Secondary products.....		311930-S	06/07	169.494	169.494	169.494	169.494	169.213
Seasoning & dressing mfg.....	31194		12/03	190.762	190.498	194.181	194.635	194.331
Mayonnaise, dressing, and sauce manufacturing.....	311941		12/03	180.278	179.639	186.275	186.601	186.367
Primary products.....		311941-P	06/81	324.718	323.452	336.951	336.951	336.433
Vinegar and cider.....		311941-1	12/85	185.305	185.305	185.305	185.305	185.305
Prepared sauces, excluding tomato-based sauces and sauces comprised of 20 percent or more meat.....		311941-4	06/81	259.807	258.400	279.091	279.091	279.091
Mayonnaise, salad dressings, and sandwich spreads.....		311941-7	06/81	338.761	337.818	340.285	340.285	339.132
Spoon-type salad dressing incl. mayonnaise, sandwich spreads, refrigerated dressings, semisolid.....		311941-75	06/07	180.097	179.261	182.601	182.601	182.616
Pourable-type salad dressing (reduced calorie, cheese, vinegar and oil, etc.)....		311941-76	06/07	164.143	164.143	162.564	162.564	161.147
Secondary products and miscellaneous receipts.....		311941-SM						
Miscellaneous receipts.....		311941-M	06/94	150.332	150.332	150.332	150.332	150.332
Secondary products.....		311941-S	06/81	279.890	279.773	278.195	283.479	283.859
Spice and extract manufacturing.....	311942		12/03	194.141	194.341	194.285	194.872	194.501
Primary products.....		311942-P	12/03	196.230	196.422	196.381	196.974	196.588
Table salt (evaporated), pepper (white and black), and other spices.....		311942-1	06/85	264.954	265.798	265.618	265.618	263.922
Pepper and other spices in commercial sizes (1 lb or more).....		311942-16	05/17	110.315	111.032	110.836	110.836	—
Flavoring extracts, emulsions, liquid flavors, and food colorings.....		311942-6	12/85	362.343	362.343	362.343	362.343	362.343
Dry mix food preparations.....		311942-7	06/91	166.233	166.233	166.233	167.495	167.495
Secondary products and miscellaneous receipts.....		311942-SM						
All other food mfg.....	31199		12/03	174.790	164.510	162.214	163.406	162.649
Perishable prepared food manufacturing.....	311991		12/03	151.471	150.216	146.129	147.149	148.659
Primary products.....		311991-P	12/85	217.319	215.459	209.400	210.890	213.113
Perishable prepared foods.....		311991-0	12/85	217.319	215.459	209.400	210.890	213.113
Secondary products and miscellaneous receipts.....		311991-SM						
Miscellaneous receipts.....		311991-M	12/03	233.400	233.443	233.400	233.452	233.400
All other miscellaneous food manufacturing.....	311999		12/03	189.502	168.726	168.844	170.151	166.619
Primary products.....		311999-P	12/03	187.398	165.353	165.483	166.734	163.003
All other miscellaneous manufactured foods.....		311999-0	12/03	187.398	165.353	165.483	166.734	163.003
Secondary products and miscellaneous receipts.....		311999-SM						
Beverage & tobacco mfg.....	312		12/03	198.737	198.868	198.460	199.933	199.827
Beverage mfg.....	3121		12/84	235.982	236.184	234.099	235.197	234.639
Soft drink & ice mfg.....	31211		12/03	186.097	187.304	184.187	185.865	184.401
Soft drink manufacturing.....	312111		06/81	310.520	313.200	307.347	309.006	306.277
Primary products.....		312111-P	06/81	319.733	322.718	316.337	318.219	315.386
Soft drinks, non-carbonated.....		312111-A	12/00	203.894	206.051	194.065	196.221	193.791
Soft drinks, non-carbonated, all other types.....		312111-A3	06/07	134.640	135.712	135.443	135.273	136.216
Soft drinks, non-carbonated, fruit drinks, cocktails, ades.....		312111-A4	12/11	158.348	160.214	146.756	149.295	146.025
Soft drinks, bottled, canned, glass, plastic, carbonated.....		312111-2	12/11	164.629	166.074	165.687	166.306	165.076
Secondary products and miscellaneous receipts.....		312111-SM						
Miscellaneous receipts.....		312111-M	06/81	225.932	220.559	219.660	221.690	221.060
Secondary products.....		312111-S	06/81	329.687	326.566	333.273	327.598	325.066

See footnotes at end of table.

Table 11. Producer price indexes for net output of selected industries and their products, not seasonally adjusted — Continued
 [September 2023]

Title ¹	Industry code	Product code	Index base	Unadjusted index ²				
				May 2023	June 2023 ^p	July 2023 ^p	Aug. 2023 ^p	Sept. 2023 ^p
Bottled water manufacturing.....	312112		12/03	114.404	113.634	112.924	116.780	116.362
Primary products.....		312112-P	12/03	112.949	112.184	111.479	115.310	114.894
Bottled water.....		312112-0	12/00	110.900	110.149	109.456	113.218	112.810
Secondary products and miscellaneous receipts.....		312112-SM						
Secondary products.....		312112-S2	09/18	144.445	144.562	144.523	144.869	144.840
Ice manufacturing.....	312113		12/85	310.194	310.523	312.946	312.946	314.514
Primary products.....		312113-P	12/85	298.406	298.728	301.099	301.099	302.633
Ice, manufactured (cubed, crushed, etc.), including can or block.....		312113-0	12/03	199.912	200.128	201.716	201.716	202.744
Secondary products and miscellaneous receipts.....		312113-SM						
Miscellaneous receipts.....		312113-M	08/98	167.617	167.617	167.617	167.617	167.617
Breweries.....	31212		12/03	153.826	153.712	153.619	153.558	153.647
Breweries.....	312120		06/82	230.758	230.588	230.448	230.356	230.490
Primary products.....		312120-P	06/82	228.226	228.032	227.873	227.769	227.920
Canned beer and ale case goods.....		312120-1	06/82	238.606	238.696	238.782	238.583	239.187
Bottled beer and ale case goods.....		312120-5	06/82	199.561	199.292	198.636	198.335	198.327
Beer and ale in barrels and kegs.....		312120-7	06/82	313.556	312.924	312.865	312.870	313.000
All other malt beverages and brewing products.....		312120-9	06/82	180.797	180.968	180.539	181.051	179.515
Secondary products and miscellaneous receipts.....		312120-SM						
Miscellaneous receipts.....		312120-M	12/02	166.799	166.799	166.799	166.799	166.799
Wineries.....	31213		12/03	145.839	145.982	145.764	146.100	147.161
Wineries.....	312130		12/83	202.687	202.885	202.589	203.056	204.528
Primary products.....		312130-P	12/83	208.008	208.218	207.776	208.272	209.833
Wines, brandy, and brandy spirits.....		312130-0	12/98	148.529	148.680	148.364	148.718	149.833
Wines, white, red, and rose grape, and other fruits, 14 percent or less alcohol.....		312130-08	12/11	116.119	116.202	115.901	116.213	117.211
Wines, white grape, 14 percent or less alcohol content.....		312130-0811	12/83	170.301	170.242	170.250	170.310	173.293
Wines, red grape, 14 percent or less alcohol content.....		312130-0821	12/83	220.482	220.890	219.689	220.843	220.843
Wines, rose grape and other fruits and berries, 14 percent or less alcohol.....		312130-0831	12/11	143.321	143.321	143.321	143.321	143.321
Wines, dessert, effervescent, and wine coolers.....		312130-09	12/11	124.137	124.137	124.137	124.137	123.880
All other wines, brandy, and brandy spirits.....		312130-0B	06/06	163.318	164.161	164.530	164.545	164.545
Secondary products and miscellaneous receipts.....		312130-SM						
Miscellaneous receipts.....		312130-M	12/91	168.479	168.479	171.614	171.614	171.614
Distilleries.....	31214		12/03	113.863	110.850	110.391	110.391	110.388
Distilleries.....	312140		06/83	187.397	182.432	181.676	181.676	181.671
Primary products.....		312140-P	06/83	182.307	177.447	176.714	176.714	176.714
Distilled liquor, excluding brandy.....		312140-2	07/98	88.118	83.326	82.593	82.593	82.593
Distilled whiskey, all other distilled liquor, excluding brandy.....		312140-22	12/11	133.129	125.890	124.781	124.781	124.781
Bottled liquor, excluding brandy.....		312140-5	06/83	200.743	200.594	200.594	200.594	200.594
Bottled whiskey.....		312140-5B	06/12	102.746	102.600	102.600	102.600	102.600
Bottled gin, vodka, rum, cordials, cocktails, and similar compounds.....		312140-5C	06/12	105.548	105.548	105.548	105.548	105.548
Secondary products and miscellaneous receipts.....		312140-SM						
Miscellaneous receipts.....		312140-M	08/83	196.495	196.495	196.495	196.495	196.495
Tobacco mfg.....	3122		12/84	1,068.105	1,068.426	1,079.082	1,092.224	1,095.122
Tobacco manufacturing.....	31223		12/82	1,169.400	1,169.751	1,181.418	1,195.807	1,198.979
Tobacco manufacturing.....	312230		12/11	194.860	194.918	196.862	199.260	199.789
Primary products.....		312230-P	12/11	200.036	200.096	202.096	204.564	205.108
Tobacco stemming and redrying.....		312230-0	06/84	118.985	118.929	118.929	118.922	118.922
Tobacco, unstemmed leaf, redried before packing.....		312230-01	12/03	122.050	121.946	121.946	122.104	122.104
Tobacco, stemmed.....		312230-04	06/84	107.397	107.397	107.397	107.210	107.210
Cigarettes, excluding electronic.....		312230-1	12/82	1,289.938	1,289.938	1,304.721	1,323.491	1,328.575
Other tobacco products.....		312230-9	12/03	235.742	236.310	236.830	236.830	235.699
Cigars.....		312230-91	12/82	643.406	651.490	657.946	657.946	657.946
Chewing and smoking tobacco.....		312230-94	12/82	977.480	977.480	977.835	977.835	971.803
Secondary products and miscellaneous receipts.....		312230-SM						
Textile mills.....	313		12/03	170.651	170.502	170.000	169.624	169.606
Fiber, yarn, and thread mills.....	3131		12/84	169.033	169.502	169.963	169.530	170.034
Fiber, yarn, and thread mills.....	31311		12/84	169.033	169.502	169.963	169.530	170.034
Fiber, yarn, and thread mills.....	313110		12/11	117.680	118.006	118.327	118.026	118.377
Primary products.....		313110-P	12/11	117.616	117.942	118.262	117.961	118.312
Spun yarns.....		313110-4	12/82	151.301	151.512	151.498	151.611	151.611
Cotton spun yarns.....		313110-42	05/22	80.616	80.972	80.972	80.972	80.972
Rayon, acetate, and lyocell spun yarns.....		313110-45	12/82	179.885	179.885	179.885	179.885	179.885
Noncellulosic fiber and other natural fiber (excluding cotton and wool) spun yarns.....		313110-47	12/96	143.778	143.207	143.046	144.423	144.423

See footnotes at end of table.

Table 11. Producer price indexes for net output of selected industries and their products, not seasonally adjusted — Continued
[September 2023]

Title ¹	Industry code	Product code	Index base	Unadjusted index ²				
				May 2023	June 2023 ^p	July 2023 ^p	Aug. 2023 ^p	Sept. 2023 ^p
Fiber, yarn, and thread mills - Continued								
Other noncellulosic fiber & other natural fiber yarns, spun & finished in the same est.....		313110-475	12/11	128.522	126.398	126.398	126.398	126.398
Textured and twisted yarns.....		313110-6	12/82	205.792	206.686	207.875	206.618	207.898
Textured/cripped/bulked filament yarns, incl. stretch yarn, made from purchased filament yarn.....		313110-6H	12/82	224.096	225.386	226.718	225.264	226.526
Fabric mills.....	3132		12/03	163.389	163.037	162.665	162.203	162.101
Broadwoven fabric mills.....	31321		12/03	163.155	163.253	162.597	162.381	162.515
Broadwoven fabric mills.....	313210		12/03	163.105	163.203	162.548	162.331	162.465
Primary products.....		313210-P	12/03	161.640	161.741	161.064	160.839	161.009
Fabricated textile products, made in weaving mills.....		313210-W	12/06	141.461	142.317	142.326	138.904	138.528
Cotton broadwoven fabrics.....		313210-4	09/21	121.685	121.706	120.149	120.210	120.697
Manmade, silk, and other natural fiber (excluding cotton and wool) broadwoven fabrics.....		313210-8	09/21	110.436	110.486	110.364	110.309	110.324
Greige manmade, silk, and other natural fiber (exc cotton/wool) broadwoven fabrics.....		313210-81	06/11	120.137	120.149	120.054	119.888	119.991
Finished manmade, silk, & natural fiber (exc cotton/wool) broadwoven, finished in weaving mills.....		313210-83	06/81	186.222	186.472	186.118	186.445	186.123
Secondary products and miscellaneous receipts.....		313210-SM						
Narrow fabric mills and schiffli embroidery.....	31322		06/84	244.646	242.958	241.690	241.639	241.639
Narrow fabric mills and schiffli embroidery.....	313220		06/84	248.026	246.315	245.030	244.979	244.979
Primary products.....		313220-P	06/84	250.397	248.642	247.325	247.272	247.272
Woven narrow fabrics (12 inches or less in width).....		313220-2	06/84	238.535	235.631	233.819	233.746	233.746
Braided narrow fabrics (12 inches or less in width).....		313220-4	06/84	363.620	367.698	367.698	367.698	367.698
Secondary products and miscellaneous receipts.....		313220-SM						
Secondary products.....		313220-S	06/84	282.112	282.112	282.112	282.112	282.112
Nonwoven fabric mills.....	31323		12/03	152.744	152.191	152.042	151.356	151.073
Nonwoven fabric mills.....	313230		12/85	182.412	181.755	181.578	180.763	180.425
Primary products.....		313230-P	12/85	187.898	187.218	187.035	186.191	185.843
Nonwoven fabrics.....		313230-1	12/85	190.422	190.020	189.894	188.952	188.623
Pressed, punched, or needled felts, excluding hats.....		313230-5	12/85	171.088	165.086	163.816	164.662	163.898
Secondary products and miscellaneous receipts.....		313230-SM1						
Knit fabric mills.....	31324		12/03	165.994	166.123	165.763	165.696	165.880
Knit fabric mills.....	313240		12/11	139.601	139.709	139.406	139.350	139.504
Primary products.....		313240-P	12/11	136.272	136.380	136.078	136.022	136.138
Weft (circular) knit fabrics.....		313240-2	06/81	161.989	161.897	161.173	161.173	161.454
Weft (circular) knit fabrics, greige goods (excluding hosiery).....		313240-21	06/81	163.407	163.132	161.035	161.035	161.035
Weft (circular) knit fabrics, knit and finished in the same establishment (excl hosiery).....		313240-23	12/94	162.258	162.258	162.258	162.258	162.668
Other knit fabrics and laces.....		313240-4	06/81	179.958	180.338	180.338	180.190	180.190
Warp knit fabrics, greige goods (excluding hosiery).....		313240-41	06/81	230.375	231.730	231.730	231.730	231.730
Warp knit fabrics, knit and finished in same establishment.....		313240-43	12/03	148.955	148.892	148.892	148.651	148.651
Secondary products and miscellaneous receipts.....		313240-SM1						
Textile and fabric finishing mills.....	3133		12/03	193.148	192.869	191.242	191.076	190.772
Textile and fabric finishing mills.....	31331		12/03	195.483	194.338	192.261	191.569	190.376
Textile and fabric finishing mills.....	313310		12/11	154.315	153.413	151.776	151.231	150.291
Primary products.....		313310-P	12/11	155.746	154.802	153.091	152.520	151.537
Textile and fabric finishing, except broadwoven.....		313310-B	12/03	168.136	167.872	164.769	163.325	163.325
Finished broadwoven fabrics, finished in finishing mills.....		313310-4	12/03	212.331	210.712	208.932	208.520	206.712
Commission finishing of cotton broadwoven fabrics.....		313310-43	06/84	316.588	316.623	316.398	315.613	314.847
Other finished broadwoven fabrics (excl. cotton and wool), finished in finishing mills.....		313310-45	06/84	289.990	282.248	275.328	274.816	268.530
Other commission finishing of broadwoven fabrics (excl. cotton & wool).....		313310-47	06/84	305.457	305.851	304.959	303.987	304.184
Secondary products and miscellaneous receipts.....		313310-SM						
Fabric coating mills.....	31332		12/03	194.670	196.296	195.608	196.601	198.253
Fabric coating mills.....	313320		06/85	274.899	277.194	276.224	277.626	279.959
Primary products.....		313320-P	06/85	268.060	270.317	269.365	270.751	273.048
Vinyl coated fabrics, including expanded vinyl coated.....		313320-1	06/85	262.277	262.517	262.517	264.248	268.215
Rubber coated fabrics, garments, and footwear.....		313320-4	12/03	214.394	214.394	214.394	218.995	218.995
Coated or laminated fabrics and coated yarns, incl. impregnated fabrics.....		313320-5	06/06	160.008	162.027	161.149	161.566	162.657
Secondary products and miscellaneous receipts.....		313320-SM						
Secondary products.....		313320-S	06/85	214.925	214.687	214.130	212.447	211.273
Textile product mills.....	314		12/03	158.415	158.212	158.362	159.504	159.727
Textile furnishings mills.....	3141		12/03	153.350	152.802	152.632	154.468	154.468

See footnotes at end of table.

Table 11. Producer price indexes for net output of selected industries and their products, not seasonally adjusted — Continued
[September 2023]

Title ¹	Industry code	Product code	Index base	Unadjusted index ²				
				May 2023	June 2023 ^P	July 2023 ^P	Aug. 2023 ^P	Sept. 2023 ^P
Carpet and rug mills.....	31411		12/84	188.233	187.290	187.021	190.060	190.060
Carpet and rug mills.....	314110		06/90	172.268	171.406	171.160	173.940	173.940
Primary products.....		314110-P	06/90	173.598	172.747	172.506	175.322	175.322
Carpet and rugs.....		314110-0	06/90	173.598	172.747	172.506	175.322	175.322
Secondary products and miscellaneous receipts.....		314110-SM						
Curtain and linen mills.....	31412		12/03	157.809	157.895	157.865	157.865	157.865
Curtain and linen mills.....	314120		06/83	184.616	184.716	184.681	184.681	184.681
Primary products.....		314120-P	06/83	182.444	182.589	182.510	182.510	182.510
Curtains and draperies, made from purchased materials.....		314120-1	06/84	223.457	223.457	225.113	225.113	225.113
Other household textile products, made from purchased materials.....		314120-8	06/83	180.119	180.324	179.639	179.639	179.639
Bedspreads, made from purchased materials.....		314120-83	06/83	152.318	152.318	152.318	152.318	152.318
Other household furnishings, made from purchased materials.....		314120-89	06/83	165.703	165.928	165.176	165.176	165.176
Secondary products and miscellaneous receipts.....		314120-SM						
Miscellaneous receipts.....		314120-M	06/83	198.687	198.687	199.901	199.901	199.901
Secondary products.....		314120-S	06/83	250.787	247.826	247.826	247.826	247.826
Other textile product mills.....	3149		12/03	163.131	163.409	164.000	164.163	164.692
Textile bag and canvas mills.....	31491		12/03	167.390	167.412	169.590	169.611	169.662
Textile bag and canvas mills.....	314910		12/11	139.679	139.696	141.515	141.533	141.574
Primary products.....		314910-P	12/11	141.132	141.132	143.179	143.198	143.240
Textile bags.....		314910-1	12/85	214.875	214.875	214.875	-	-
Canvas and related products.....		314910-5	12/85	363.139	363.139	369.247	369.296	369.403
Secondary products and miscellaneous receipts.....		314910-SM						
Miscellaneous receipts.....		314910-M	12/11	115.661	115.661	115.661	115.661	115.661
Secondary products.....		314910-S	12/11	163.682	163.901	163.926	163.932	163.994
All other textile product mills.....	31499		12/03	159.926	160.326	160.143	160.373	161.131
Rope, twine, tire cord, and tire fabric mills.....	314994		12/11	115.674	115.790	115.040	115.723	115.675
Primary products.....		314994-P	12/11	113.476	113.585	112.833	113.519	113.487
Rope, cordage, and twine.....		314994-4	06/85	291.004	291.594	292.189	294.597	294.424
Tire cord and tire fabrics.....		314994-7	06/84	145.201	145.201	143.118	143.708	143.708
Secondary products and miscellaneous receipts.....		314994-SM						
Miscellaneous receipts.....		314994-M	12/11	149.951	150.432	150.432	150.326	149.365
All other miscellaneous textile product mills.....	314999		12/03	155.809	156.280	156.390	156.373	157.390
Primary products.....		314999-P	12/03	156.034	156.584	156.634	156.634	157.411
Embroideries (excluding Schiffl machine products) and embroidery contractors.....		314999-6	12/11	129.221	129.221	129.221	129.221	129.962
Trimmings and findings, excluding automobile and apparel.....		314999-7	12/03	213.368	213.368	213.368	213.368	213.368
All other miscellaneous fabricated textile products.....		314999-8	12/03	153.741	154.517	154.592	154.592	155.114
Secondary products and miscellaneous receipts.....		314999-SM						
Miscellaneous receipts.....		314999-M	12/03	174.744	174.744	175.672	175.672	180.065
Secondary products.....		314999-S	12/03	137.942	137.942	137.927	137.672	138.147
Apparel manufacturing.....	315		12/03	127.089	127.278	127.393	127.406	127.786
Apparel knitting mills.....	3151		12/84	139.007	139.007	139.981	139.981	139.981
Apparel Knitting Mills.....	31512		12/22	100.813	100.813	101.519	101.519	101.519
Apparel knitting mills.....	315120		12/22	100.813	100.813	101.520	101.520	101.520
Primary products.....		315120-P	12/22	100.833	100.833	101.538	101.538	101.538
Hosiery and socks.....		315120-1	12/10	116.000	116.000	117.015	117.015	117.015
Hosiery and socks.....		315120-10	05/20	106.798	106.798	107.732	107.732	107.732
Other apparel knitting mills.....		315120-2	12/11	117.457	117.457	117.457	-	-
Secondary products and miscellaneous receipts.....		315120-SM						
Cut and sew apparel manufacturing.....	3152		12/03	124.558	124.599	124.611	124.628	124.760
Cut and sew apparel contractors.....	31521		12/03	125.432	125.432	125.432	125.432	125.432
Cut and sew apparel contractors.....	315210		12/11	119.632	119.632	119.632	119.632	119.632
Primary products.....		315210-P	12/11	119.854	119.854	119.854	119.854	119.854
Contract receipts for men's and boys' (including unisex) apparel.....		315210-4	12/03	142.997	142.997	142.997	142.997	142.997
Contract receipts for men's and boys' pants, work apparel, and other outerwear.....		315210-48	06/07	123.826	123.826	123.826	123.826	123.826
Secondary products and miscellaneous receipts.....		315210-SM						
Cut and sew apparel manufacturing (except contractors).....	31525		12/22	100.601	100.646	100.658	100.677	100.819
Cut and sew apparel manufacturing (except contractors).....	315250		12/22	100.602	100.647	100.664	100.683	100.826
Primary products.....		315250-P	12/22	100.594	100.640	100.618	100.635	100.769
Men's and boys' cut and sew apparel manufacturing.....		315250-1	12/11	140.201	140.201	139.746	139.819	139.840
Men's and boys' nightwear, robes, and underwear, made from purchased fabrics.....		315250-11	12/03	165.532	165.532	165.532	165.532	165.532
Men's and boys' suits, coats, and overcoats, made from purchased fabrics.....		315250-12	12/80	223.593	223.593	223.593	223.593	223.593

See footnotes at end of table.

Table 11. Producer price indexes for net output of selected industries and their products, not seasonally adjusted — Continued
 [September 2023]

Title ¹	Industry code	Product code	Index base	Unadjusted index ²				
				May 2023	June 2023 ^p	July 2023 ^p	Aug. 2023 ^p	Sept. 2023 ^p
Cut and sew apparel manufacturing (except contractors) - Continued								
Men's and boys' shirts, except work shirts, made from purchased fabrics.		315250-13	06/83	189.326	189.326	189.326	189.866	189.866
Men's and boys' pants, except work pants, made from purchased fabrics.		315250-14	12/81	287.302	—	—	—	—
Men's and boys' work clothing, made from purchased fabrics.		315250-15	12/81	178.824	178.824	178.677	178.677	178.677
Men's and boys' other outerwear, made from purchased fabrics.		315250-16	12/83	220.726	220.726	221.271	221.271	221.509
Women's, girls', and infants' cut and sew apparel manufacturing.		315250-2	12/11	105.414	105.503	105.661	105.667	105.749
Women's and girls' lingerie and nightwear, made from purchased fabrics.		315250-21	12/03	119.242	119.242	119.242	119.242	119.242
Women's and girls' blouses and shirts, made from purchased fabrics.		315250-22	06/83	175.370	175.370	175.573	175.611	175.611
Women's and girls' dresses, made from purchased fabrics.		315250-23	12/80	126.638	126.638	126.886	126.886	126.886
Women's and girls' suits, coats, and skirts, made from purchased fabrics.		315250-24	12/82	127.988	129.100	129.943	129.943	129.943
Women's and girls' other outerwear, made from purchased fabrics.		315250-25	06/83	109.371	109.488	109.497	109.497	109.837
Other cut and sew apparel manufacturing.		315250-3	12/22	103.024	103.024	102.957	102.957	103.425
Fur and leather apparel, made from purchased materials.		315250-31	12/03	205.101	205.101	204.039	204.039	208.994
All other cut and sew apparel, made from purchased materials.		315250-32	12/03	157.059	157.059	157.059	157.059	157.325
Secondary products and miscellaneous receipts.		315250-SM						
Miscellaneous receipts.		315250-M	12/11	125.129	125.129	128.296	128.296	129.038
Secondary products.		315250-S	12/11	122.213	122.294	122.415	122.613	122.969
Accessories and other apparel manufacturing.	3159		12/03	158.435	160.180	160.180	160.180	163.284
Accessories and other apparel manufacturing.	31599		12/03	158.431	160.176	160.176	160.176	163.280
Accessories and other apparel manufacturing.	315990		12/11	142.518	144.092	144.092	144.092	146.892
Primary products.		315990-P	12/11	137.338	138.984	138.984	138.984	141.917
All other accessories and apparel.		315990-B	12/03	137.491	140.295	140.295	140.295	140.295
Leather belts, made from purchased materials.		315990-BC	06/85	173.027	173.027	173.027	173.027	—
All other apparel accessories, made from purchased materials.		315990-BE	12/11	136.997	140.331	140.331	140.331	140.331
Hats, caps, and millinery products.		315990-4	12/90	256.072	256.072	256.072	256.072	269.547
Men's and boys' fabric, straw, and felt hats, made from purchased materials.		315990-41	12/90	277.937	277.937	277.937	277.937	295.809
Women's, girls', and infants' fabric, straw, and felt hats, made from purchased materials.		315990-43	12/90	159.903	159.903	159.903	159.903	159.903
Hat bodies and fabric caps, made from purchased materials.		315990-45	12/90	268.540	268.540	268.540	268.540	268.540
Gloves and mittens, made from purchased materials.		315990-7	12/03	183.085	186.587	186.587	186.587	186.587
Secondary products and miscellaneous receipts.		315990-SM						
Miscellaneous receipts.		315990-M	12/11	158.468	158.468	158.468	158.468	158.468
Secondary products.		315990-S	12/11	139.391	139.498	139.498	139.498	139.498
Leather and allied product manufacturing.	316		12/84	199.764	199.709	202.520	202.802	202.764
Leather and hide tanning and finishing.	3161		06/81	203.189	202.734	202.781	203.870	203.723
Leather and hide tanning and finishing.	31611		06/81	203.189	202.734	202.781	203.870	203.723
Leather and hide tanning and finishing.	316110		06/81	203.042	202.588	202.635	203.724	203.577
Primary products.		316110-P	06/81	199.096	198.623	198.669	199.742	199.597
Finished and unfinished leather.		316110-1	12/97	108.796	108.507	108.535	109.099	109.008
Tanning or finishing leather owned by others, and furs, dressed and dyed or bleached.		316110-2	06/11	132.056	132.056	132.056	132.993	133.011
Contract and commission receipts for tanning or finishing leather owned by others.		316110-21	06/81	207.779	207.779	207.779	207.758	207.793
Secondary products and miscellaneous receipts.		316110-SM						
Footwear manufacturing.	3162		12/03	157.576	157.578	157.774	157.774	157.774
Footwear manufacturing.	31621		12/03	157.576	157.578	157.774	157.774	157.774
Footwear manufacturing.	316210		12/11	139.290	139.292	139.465	139.465	139.465
Primary products.		316210-P	12/11	138.093	138.093	138.243	138.243	138.243
Rubber and plastics footwear, including athletic footwear.		316210-1	12/80	163.711	163.711	163.947	163.947	163.947
Men's footwear (size 6 and larger), excluding athletic.		316210-2	12/93	204.484	204.484	204.642	204.642	204.642
Women's footwear (size 4 and larger), excluding athletic.		316210-5	12/93	147.233	147.233	147.613	147.613	147.613
Secondary products and miscellaneous receipts.		316210-SM						
Miscellaneous receipts.		316210-M	12/11	166.922	167.047	167.047	167.047	167.047
Other leather product manufacturing.	3169		12/03	151.363	151.496	157.301	157.301	157.301
Other leather product manufacturing.	31699		12/03	151.362	151.496	157.301	157.301	157.301
Other leather and allied product manufacturing.	316990		12/22	101.341	101.430	105.317	105.317	105.317
Primary products.		316990-P	12/22	101.318	101.408	105.344	105.344	105.344
Women's and children's handbags and purses.		316990-1	06/06	133.175	133.335	133.389	133.389	133.389
All other leather goods and allied products.		316990-2	12/11	131.448	131.553	138.096	138.096	138.096
Luggage (including suitcases, travel bags, backpacks, and other types).		316990-21	12/84	159.067	159.780	179.053	179.053	179.053
Personal leather goods (excluding women's handbags and purses).		316990-22	06/82	205.072	205.072	205.072	205.072	205.072
Boot and shoe cut stock and findings.		316990-24	12/06	133.861	136.600	136.600	136.600	136.600
All other miscellaneous leather goods.		316990-25	12/03	173.017	172.258	173.341	173.341	173.341
Secondary products and miscellaneous receipts.		316990-SM						
Miscellaneous receipts.		316990-M	12/11	154.304	154.304	154.304	154.304	154.304

See footnotes at end of table.

Table 11. Producer price indexes for net output of selected industries and their products, not seasonally adjusted — Continued
 [September 2023]

Title ¹	Industry code	Product code	Index base	Unadjusted index ²				
				May 2023	June 2023 ^P	July 2023 ^P	Aug. 2023 ^P	Sept. 2023 ^P
Wood product manufacturing.....	321		12/03	185.650	184.928	186.454	186.571	186.066
Sawmills and wood preservation.....	3211		12/03	149.387	147.194	150.275	146.001	144.604
Sawmills and wood preservation.....	32111		12/03	149.387	147.194	150.275	146.001	144.604
Sawmills.....	321113		12/80	207.393	204.095	209.031	201.761	200.242
Primary products.....		321113-P	12/03	138.621	136.372	139.982	134.798	133.634
Hardwood lumber, made in sawmills.....		321113-1	12/03	102.914	99.592	97.809	95.290	96.719
Softwood lumber, made in sawmills.....		321113-3	12/03	137.429	135.512	142.404	135.271	132.532
Softwood dressed lumber, less than 2 inches in nominal thickness, not edge worked.....		321113-32	06/12	150.955	140.520	133.360	126.872	120.457
Softwood dressed 2-inch lumber, 2 inches in nominal thickness only, not edge worked.....		321113-33	06/12	145.685	145.346	161.525	149.668	146.989
Softwood dressed lumber and timbers, more than 2 inches in nominal thickness, not edge worked.....		321113-34	06/12	144.057	137.592	134.963	138.559	131.210
Wood chips, excluding field chips.....		321113-5	12/80	146.647	147.428	146.579	145.368	145.783
Wood ties, siding, shingles, and shakes, and contract sawing of logs owned by others.....		321113-7	12/03	176.609	176.588	178.739	190.574	190.574
Secondary products and miscellaneous receipts.....		321113-SM						
Wood preservation.....	321114		06/85	290.581	287.464	290.473	288.531	284.019
Primary products.....		321114-P	06/85	284.024	280.878	284.081	283.570	279.906
Wood poles, piles, and posts owned and treated by the same establishment.....		321114-1	06/85	434.779	427.860	431.680	435.654	423.842
Other wood products owned and treated by the same establishment.....		321114-5	06/85	240.978	239.645	243.333	239.484	240.413
Receipts for treating wood owned by others w/ arsenical chemicals, creosote, & other chemicals.....		321114-9	06/85	223.781	222.610	223.022	223.551	223.551
Secondary products and miscellaneous receipts.....		321114-SM						
Plywood and engineered wood product mfg.....	3212		12/03	179.518	179.488	184.025	191.177	191.526
Plywood and engineered wood product mfg.....	32121		12/03	179.518	179.488	184.025	191.177	191.526
Hardwood veneer and plywood manufacturing.....	321211		06/85	222.223	222.946	222.369	221.724	219.083
Primary products.....		321211-P	06/85	231.845	232.817	232.157	232.140	229.235
Hardwood veneer, including veneer backed with paper, cloth, or other flexible material.....		321211-1	12/03	138.173	139.320	139.536	139.327	139.233
Hardwood plywood.....		321211-4	12/12	152.194	151.191	149.512	150.091	146.514
Hardwood veneered panels, including two-ply veneers.....		321211-7	06/85	235.240	238.334	238.436	237.641	231.919
Secondary products and miscellaneous receipts.....		321211-SM						
Softwood veneer and plywood manufacturing.....	321212		12/80	246.749	242.931	239.983	242.982	245.233
Primary products.....		321212-P	12/80	253.786	249.494	246.616	252.907	255.669
Softwood veneer, incl. veneer backed w/ paper, cloth, or other flexible material.....		321212-1	12/80	177.446	176.733	177.446	180.699	183.809
Softwood plywood products: rough, sanded, and specialties.....		321212-4	12/11	179.390	175.124	171.620	176.685	178.002
Secondary products and miscellaneous receipts.....		321212-SM						
Secondary products.....		321212-S	12/80	237.690	237.690	233.297	203.798	201.445
Engineered wood member manufacturing.....	321215		12/22	91.359	90.017	91.478	89.460	89.908
Primary products.....		321215-P	12/22	91.313	90.592	90.761	89.449	90.054
Engineered wood members (excluding trusses).....		321215-1	12/06	218.180	217.465	216.839	210.532	209.898
Laminated veneer lumber.....		321215-11	12/03	253.007	-	-	-	-
Other engineered structural wood members, excluding trusses & laminated veneer lumber.....		321215-12	12/03	268.413	268.136	267.990	263.825	263.825
Wood trusses.....		321215-2	12/03	274.333	271.626	272.688	270.453	273.391
Secondary products and miscellaneous receipts.....		321215-SM						
Reconstituted wood product manufacturing.....	321219		06/91	280.797	287.433	304.899	344.887	344.892
Primary products.....		321219-P	06/91	282.702	289.631	307.886	349.648	349.648
Hardboard products.....		321219-B	12/11	183.451	183.451	183.451	183.451	183.451
Particleboard made from particleboard produced at the same location.....		321219-1	12/82	363.750	366.192	366.744	359.802	359.802
Secondary products and miscellaneous receipts.....		321219-SM						
Other wood product manufacturing.....	3219		12/03	203.230	202.837	202.094	200.613	200.102
Millwork.....	32191		12/03	195.955	196.091	195.373	193.143	192.650
Wood window and door manufacturing.....	321911		12/03	202.894	202.600	201.501	197.922	198.544
Primary products.....		321911-P	12/03	199.980	199.762	198.569	194.806	195.325
Wood window units.....		321911-1	06/83	376.091	376.091	376.091	376.091	376.091
Double hung wood window units.....		321911-11	06/13	167.180	167.180	167.180	167.180	167.180
Casement wood window units.....		321911-12	06/13	184.848	184.848	184.848	184.848	184.848
All other wood window units, including horizontal sliding, awning and single hung.....		321911-13	06/13	157.605	157.605	157.605	157.605	157.605
Wood sash, excluding sash shipped in window units.....		321911-3	06/83	378.806	378.806	378.806	378.806	378.806
Wood window & door frames, incl. door frames in door units, excl. window frames in window units.....		321911-5	06/83	222.679	221.356	213.420	190.191	192.837
Wood panel, flush, & molded face doors, interior & exterior, incl. doors with glazed sections.....		321911-7	06/83	350.349	350.209	350.635	348.861	349.581
Other wood doors, incl. garage, patio, bifold, cabinet, screen, storm and louver.....		321911-9	06/83	323.128	323.154	322.787	322.901	323.039

See footnotes at end of table.

Table 11. Producer price indexes for net output of selected industries and their products, not seasonally adjusted — Continued
 [September 2023]

Title ¹	Industry code	Product code	Index base	Unadjusted index ²				
				May 2023	June 2023 ^p	July 2023 ^p	Aug. 2023 ^p	Sept. 2023 ^p
Wood window and door manufacturing - Continued								
Secondary products and miscellaneous receipts.....		321911-SM						
Secondary products.....		321911-S	12/03	188.337	186.561	186.652	186.574	188.170
Cut stock, resawing lumber, and planing.....	321912		12/03	186.794	186.360	186.298	183.459	183.924
Primary products.....		321912-P	12/03	179.844	179.756	179.684	176.378	176.919
Softwood lumber, made from purchased lumber.....		321912-3	12/03	232.460	232.191	235.050	234.002	234.966
Hardwood cut stock and dimension.....		321912-6	06/84	265.489	265.908	265.296	264.990	264.990
Softwood cut stock and dimension.....		321912-8	12/80	210.493	207.970	208.905	201.415	200.720
Sawn wood fence stock, wood lath, and contract resawing and planing.....		321912-9	12/03	213.544	213.544	213.544	213.544	213.544
Secondary products and miscellaneous receipts.....		321912-SM						
Other millwork, including flooring.....	321918		12/03	189.467	190.686	190.063	190.439	187.513
Primary products.....		321918-P	12/03	188.031	188.254	187.807	187.606	186.248
Wood moldings.....		321918-2	06/83	372.303	372.303	369.029	369.488	368.351
Other wood millwork products, including stairwork, exterior millwork, and softwood flooring.....		321918-5	12/03	163.777	163.714	163.714	163.714	160.999
Hardwood flooring.....		321918-7	06/84	264.026	265.319	265.515	264.147	264.931
Hardwood flooring, other than oak and maple.....		321918-72	12/03	177.261	177.261	177.261	177.261	177.261
Oak and maple hardwood flooring.....		321918-73	06/84	238.546	239.790	239.978	238.662	239.416
Secondary products and miscellaneous receipts.....		321918-SM						
Miscellaneous receipts.....		321918-M	12/03	166.988	—	—	—	165.167
Secondary products.....		321918-S	12/03	232.958	230.268	226.055	229.066	228.934
Wood container and pallet manufacturing.....	32192		12/03	203.026	200.398	198.044	195.991	194.989
Wood container and pallet manufacturing.....	321920		12/03	203.023	200.391	198.035	195.987	194.982
Primary products.....		321920-P	12/03	196.812	194.124	191.743	189.940	188.844
Nailed and lock-corner wood boxes.....		321920-1	06/85	209.169	209.169	209.169	209.169	209.169
Wood box and crate shook.....		321920-3	06/85	235.449	235.449	236.320	236.320	234.823
Wood pallets and pallet containers, wood and metal combination.....		321920-5	12/03	212.721	209.432	206.474	204.269	203.005
Other wood container parts and wood containers.....		321920-7	12/03	127.792	127.792	127.792	127.792	127.792
Secondary products and miscellaneous receipts.....		321920-SM						
Miscellaneous receipts.....		321920-M	12/03	273.038	266.682	259.732	229.451	228.049
Secondary products.....		321920-S	12/03	177.457	178.772	179.544	177.908	179.859
All other wood product manufacturing.....	32199		12/03	206.008	206.168	206.482	206.791	206.615
Manufactured home, mobile home, manufacturing.....	321991		06/81	491.751	492.540	492.344	492.507	493.193
Primary products.....		321991-P	06/81	491.802	492.592	492.395	492.559	493.245
Manufactured homes (mobile homes), all width sizes (incl. multisection).....		321991-1	06/81	492.809	493.600	493.403	493.567	494.255
Secondary products and miscellaneous receipts.....		321991-SM						
Prefabricated wood building manufacturing.....	321992		12/84	404.334	405.364	403.485	404.320	402.835
Primary products.....		321992-P	12/84	389.615	390.665	388.700	389.205	387.963
Prefabricated stationary wood buildings, components (not sold as complete units).....		321992-1	12/89	197.866	197.416	197.416	197.416	197.416
Prefabricated stationary wood buildings, shipped in panel form (complete units) ..		321992-5	12/84	590.003	590.190	590.869	592.153	586.817
Prefabricated stationary wood buildings, precut packages (complete units).....		321992-6	12/84	520.553	527.077	526.893	528.014	528.567
Prefabricated stationary wood buildings, shipped in three-dimensional assemblies.....		321992-7	12/84	406.521	406.521	399.819	399.819	399.819
Prefabricated stationary wood buildings, three-dimensional assemblies, residential.....		321992-71	12/84	397.251	397.251	389.995	389.995	389.995
Prefabricated stationary wood buildings, three-dimensional assemblies, nonresidential.....		321992-72	12/84	461.652	461.652	461.652	461.652	461.652
Secondary products and miscellaneous receipts.....		321992-SM						
Miscellaneous receipts.....		321992-M	06/98	283.090	281.798	286.392	300.638	290.491
Secondary products.....		321992-S	08/92	399.620	399.620	399.515	399.639	399.522
Miscellaneous wood product manufacturing.....	321999		12/03	146.488	146.288	147.472	147.770	147.669
Primary products.....		321999-P	06/84	217.185	216.862	217.932	217.932	217.932
All other miscellaneous wood products.....		321999-0	06/02	141.910	141.699	142.399	142.399	142.399
Secondary products and miscellaneous receipts.....		321999-SM						
Paper manufacturing.....	322		12/03	185.430	184.570	183.672	182.789	182.286
Pulp, paper & paperboard mills.....	3221		12/03	179.497	178.334	176.026	175.230	174.228
Pulp mills.....	32211		12/82	245.067	215.249	221.317	216.228	180.163
Pulp mills.....	322110		12/82	245.066	215.248	221.316	216.227	180.162
Primary products.....		322110-P	12/82	271.248	238.245	244.961	239.328	199.410
Special alpha and dissolving wood pulp, incl. sulfite and sulfate and other wood pulp.....		322110-6	12/11	121.755	104.435	108.828	105.898	85.133
All other miscellaneous pulp, other than wood, and pulp mill by-products, incl. turpentine.....		322110-9	06/88	437.401	440.845	420.505	420.505	420.505
Paper mills.....	32212		06/81	244.793	243.947	241.745	241.092	240.616
Paper mills.....	322120		12/03	167.411	166.810	165.316	164.878	164.541

See footnotes at end of table.

Table 11. Producer price indexes for net output of selected industries and their products, not seasonally adjusted — Continued
 [September 2023]

Title ¹	Industry code	Product code	Index base	Unadjusted index ²				
				May 2023	June 2023 ^P	July 2023 ^P	Aug. 2023 ^P	Sept. 2023 ^P
Paper mills - Continued								
Primary products.....		322120-P	12/03	169.342	168.327	167.098	166.795	167.044
Bleached bristol, clay-coated, uncoated, and industrial converted paper.....		322120-1	12/11	133.041	132.171	129.925	130.108	130.880
Construction paper.....		322120-2	12/11	135.806	134.529	134.529	132.996	132.996
Sanitary tissue paper products, made in paper mills.....		322120-4	06/83	248.611	247.976	247.481	246.992	246.992
Newsprint and uncoated ground-wood paper.....		322120-5	12/03	142.369	137.089	135.483	135.483	133.440
Secondary products and miscellaneous receipts.....		322120-SM						
Paperboard mills.....	32213		12/82	374.568	376.545	368.103	366.547	370.008
Paperboard mills.....	322130		12/82	374.979	376.972	368.529	366.966	370.430
Primary products.....		322130-P	12/82	357.656	360.612	353.176	351.192	354.456
Bleached packaging and industrial converting paperboard.....		322130-B	05/21	130.842	130.842	130.842	128.166	128.166
Unbleached kraft packaging and industrial converting paperboard.....		322130-1	12/82	343.821	353.850	342.428	341.820	349.208
Recycled paperboard.....		322130-7	12/82	413.317	404.347	397.429	396.617	393.415
Secondary products and miscellaneous receipts.....		322130-SM						
Converted paper product mfg.....	3222		12/03	190.706	190.203	189.834	188.885	188.860
Paper container mfg.....	32221		12/84	327.234	325.006	323.799	322.466	322.084
Corrugated and solid fiber box manufacturing.....	322211		03/80	432.625	428.154	425.778	422.919	422.766
Primary products.....		322211-P	03/80	433.288	428.838	426.377	423.325	423.174
Corrugated and solid fiber boxes, including pallets.....		322211-0	03/80	433.288	428.838	426.377	423.325	423.174
Corrugated shipping containers for food and beverages and carryout boxes for retail food.....		322211-01	03/80	365.735	364.880	363.296	357.771	357.456
Corrugated shipping containers for paper and allied products.....		322211-02	03/80	445.946	406.768	403.756	395.244	394.861
Corrugated shipping containers for metal and electrical machinery.....		322211-03	06/02	262.992	262.340	261.025	260.948	260.760
Corrugated shipping containers for all other end uses.....		322211-04	03/80	438.329	434.616	433.328	432.768	432.825
Corrugated paperboard in sheets and rolls, lined and unlined.....		322211-05	03/80	363.870	369.211	364.258	364.090	364.090
Other corrugated and solid fiber products, including containers, pallets, pads, etc.....		322211-09	06/02	257.733	257.571	256.757	255.559	255.559
Secondary products and miscellaneous receipts.....		322211-SM						
Miscellaneous receipts.....		322211-M	06/02	304.975	291.614	291.447	291.722	291.025
Secondary products.....		322211-S	12/90	218.605	217.555	217.561	219.113	219.103
Folding paperboard box manufacturing.....	322212		12/83	243.234	243.269	243.080	243.208	242.049
Primary products.....		322212-P	12/83	237.967	238.001	237.812	237.932	236.757
Folding paperboard boxes, packaging, and packaging components.....		322212-0	12/83	237.967	238.001	237.812	237.932	236.757
Secondary products and miscellaneous receipts.....		322212-SM						
Other paperboard container manufacturing.....	322219		12/11	145.100	145.138	145.287	145.528	145.610
Primary products.....		322219-P	12/11	149.838	149.882	150.049	150.321	150.414
Setup (rigid) paperboard boxes.....		322219-1	12/83	500.001	503.308	503.308	503.308	503.308
Paperboard fiber drums with ends of any material.....		322219-7	12/85	503.878	504.257	504.252	516.762	516.386
Fiber cans, tubes, and similar fiber products.....		322219-8	12/85	433.108	433.057	435.562	436.207	437.341
Fiber cans, all fiber and composite.....		322219-81	12/85	379.782	380.161	383.799	384.736	386.468
Fiber cores and tubes.....		322219-82	12/85	461.612	460.644	460.644	460.644	460.459
Paperboard cones, reels, spools, bobbins, blocks, and all vulcanized fiber products.....		322219-83	12/02	166.660	166.660	166.660	166.660	166.660
Secondary products and miscellaneous receipts.....		322219-SM						
Paper bag and coated and treated paper mfg.....	32222		12/03	176.250	176.659	176.443	175.461	175.696
Paper bag and coated and treated paper manufacturing.....	322220		12/11	133.978	134.289	134.125	133.378	133.557
Primary products.....		322220-P	12/11	133.751	134.039	133.954	133.146	133.334
Specialty bags, pouches, and liners, multiweb laminations and foil, except film-film.....		322220-C	12/83	310.656	311.355	310.783	310.551	310.920
Uncoated single-web paper grocers' bags and sacks and variety and shopping bags.....		322220-D	12/83	491.421	491.421	492.458	492.458	492.458
Laminated aluminum foil rolls and sheets for flexible packaging uses.....		322220-F	12/03	163.509	163.509	164.670	164.523	164.044
Pasted, lined, laminated, or surface-coated paperboard.....		322220-G	12/84	339.591	339.591	339.591	339.591	334.953
Single-web paper, rolls and sheets, including waxed, for flexible packaging uses.....		322220-H	12/87	299.452	299.452	299.452	299.452	299.452
Multiweb laminated rolls and sheets, except foil, for flexible packaging uses.....		322220-J	12/03	163.377	163.274	160.575	160.605	160.605
Printing paper, coated at establishments other than where paper was produced.....		322220-K	12/82	261.838	-	-	-	-
Pressure-sensitive products.....		322220-N	12/82	248.154	248.984	247.595	247.798	247.342
Wallcoverings.....		322220-7	06/85	185.417	186.113	186.113	186.113	186.113
Converted foil for nonpackaging applications.....		322220-8	06/13	121.419	121.419	121.419	121.419	121.476
Other coated and processed papers, except for packaging uses.....		322220-9	12/11	119.468	119.659	121.565	120.287	124.212
Secondary products and miscellaneous receipts.....		322220-SM						
Miscellaneous receipts.....		322220-M	12/11	118.152	121.700	121.700	126.136	126.136
Stationery product mfg.....	32223		12/03	209.390	209.104	209.871	208.256	209.570
Stationery product manufacturing.....	322230		12/11	163.712	163.489	164.088	162.827	163.853
Primary products.....		322230-P	12/11	165.092	164.866	165.494	164.154	165.225
Die-cut paper and paperboard office supplies.....		322230-4	12/89	285.356	285.356	285.356	285.356	285.356

See footnotes at end of table.

Table 11. Producer price indexes for net output of selected industries and their products, not seasonally adjusted — Continued
[September 2023]

Title ¹	Industry code	Product code	Index base	Unadjusted index ²				
				May 2023	June 2023 ^P	July 2023 ^P	Aug. 2023 ^P	Sept. 2023 ^P
Stationery product manufacturing - Continued								
Envelopes, commercial, all types and materials.....		322230-5	12/84	257.398	255.120	255.675	255.042	254.839
Tablets, pads and related products.....		322230-9	06/85	270.663	272.888	272.888	272.888	273.045
Secondary products and miscellaneous receipts.....		322230-SM						
Miscellaneous receipts.....		322230-M	12/11	125.719	125.361	124.795	127.182	126.654
Other converted paper product mfg.	32229		12/03	147.524	148.686	148.988	147.986	147.894
Sanitary paper product manufacturing.....								
Primary products.....	322291	322291-P	06/83	195.031	197.180	197.814	196.515	197.095
Disposable diapers and similar disposable products, made from purchased sanitary paper stock.....		322291-2	12/03	103.668	103.668	103.668	103.668	103.668
Sanitary tissue paper products, made from purchased sanitary paper stock or wadding.....		322291-5	12/03	169.418	172.914	173.946	171.832	172.775
Secondary products and miscellaneous receipts.....		322291-SM						
Miscellaneous receipts.....		322291-M	12/03	245.348	279.341	322.484	273.304	266.606
All other converted paper product mfg.								
Primary products.....	322299	322299-P	12/03	182.483	182.521	182.322	181.077	179.400
Molded pulp goods, including egg cartons, florist pots, food trays, etc.....		322299-1	12/03	179.939	179.970	179.772	178.627	176.720
Miscellaneous converted paper and paperboard products.....		322299-3	12/03	194.085	194.485	192.874	193.015	186.406
Secondary products and miscellaneous receipts.....		322299-SM						
Printing and related support activities.....	323		12/03	158.508	158.521	158.613	160.046	160.878
Printing and related support activities.....	3231		12/03	158.697	158.711	158.803	160.237	161.070
Printing.....	32311		12/03	160.335	160.336	160.433	161.901	162.764
Commercial screen printing.....								
Primary products.....	323113	323113-P	12/03	129.664	129.709	129.624	129.549	130.231
Screen printing on garments, apparel accessories, and other fabric articles, excluding labels.....		323113-4	06/90	129.263	129.263	129.111	129.057	129.828
Screen printing (excluding on textiles, apparel, apparel accessories, and labels) ..		323113-6	12/06	164.797	164.797	164.538	164.467	165.773
Secondary products and miscellaneous receipts.....		323113-SM						
Miscellaneous receipts.....		323113-M	12/03	127.459	127.459	127.459	127.414	127.414
Secondary products.....		323113-S	12/03	140.947	142.666	142.666	142.061	142.061
Books printing.....	323117		12/83	121.669	121.669	121.985	121.878	122.111
Primary products.....		323117-P	12/83	277.451	277.358	279.253	276.595	277.806
Other book and pamphlet printing and binding.....		323117-E	06/93	276.771	276.657	278.980	275.723	277.190
Textbook printing and binding.....		323117-1	06/93	157.606	157.577	157.577	157.577	157.521
Technical, scientific, & professional book printing & binding.....		323117-3	06/93	155.596	155.590	155.590	155.133	153.647
Religious book printing and binding.....		323117-5	06/93	156.359	156.355	154.852	154.483	153.970
General book (trade, etc.) printing & binding.....		323117-7	06/93	197.955	197.897	198.706	195.435	195.410
Secondary products and miscellaneous receipts.....		323117-SM						
Commercial printing, except screen and books.....								
Primary products.....	32311K	32311K-P	12/11	142.588	142.588	142.628	144.251	145.023
Commercial lithographic printing.....		32311K-0	06/82	137.722	137.722	137.761	138.148	138.357
Other commercial and general job printing (lithographic).....		32311K-0B	12/01	216.292	216.292	216.188	216.188	216.206
Magazine and periodical printing (lithographic).....		32311K-01	06/82	147.061	147.061	144.418	144.418	144.886
Label and wrapper printing (lithographic).....		32311K-03	06/82	182.158	182.158	181.377	181.377	181.377
Catalog and directory printing (lithographic).....		32311K-05	06/82	170.184	170.184	170.184	170.184	170.184
Advertising printing (lithographic).....		32311K-09	06/82	172.951	172.951	172.694	172.694	172.694
Commercial flexographic printing.....		32311K-2	12/03	184.686	184.686	185.065	185.065	185.065
Label and wrapper printing (flexographic).....		32311K-21	12/01	203.624	203.624	203.624	203.624	203.624
Quick printing.....		32311K-4	12/03	198.999	198.999	198.999	198.999	198.999
Digital printing.....		32311K-5	12/03	139.358	139.358	139.358	139.358	144.844
Manifold business forms printing.....		32311K-6	12/03	128.995	128.995	129.224	130.533	131.067
Other commercial printing.....		32311K-9	12/03	217.912	217.912	217.912	217.912	217.912
All other commercial and general job printing.....		32311K-9V	09/18	129.002	129.002	129.002	129.002	129.002
Secondary products and miscellaneous receipts.....		32311K-SM						
Miscellaneous receipts.....		32311K-M	12/11	148.261	148.259	148.253	148.249	144.966
Secondary products.....		32311K-S	12/11	237.421	237.418	237.493	248.024	253.363
Support activities for printing.....	32312		12/03	118.404	118.830	118.772	119.338	119.293
Support activities for printing.....								
Primary products.....	323120	323120-P	12/11	120.146	120.578	120.519	121.094	121.049
Softcover, pamphlet, sample book, and other binding of books and materials printed elsewhere.....		323120-3	12/06	118.166	118.603	118.516	119.141	119.091
Miscellaneous binding and postpress work, incl collating, perforating, folding, gluing, etc.....		323120-5	12/06	149.490	152.015	152.366	152.366	152.373
Prepress services, excl platemaking (incl film, assembled flats, color sep., typesetting, etc.).....		323120-7	12/03	133.748	133.661	132.688	132.303	131.922
Printing plates and cylinders, prepared for printing (excl blank plates and blank cylinders).....		323120-9	12/03	97.756	97.756	-	98.538	-

See footnotes at end of table.

Table 11. Producer price indexes for net output of selected industries and their products, not seasonally adjusted — Continued
[September 2023]

Title ¹	Industry code	Product code	Index base	Unadjusted index ²				
				May 2023	June 2023 ^P	July 2023 ^P	Aug. 2023 ^P	Sept. 2023 ^P
Support activities for printing - Continued								
Secondary products and miscellaneous receipts.....		323120-SM						
Petroleum and coal products manufacturing.....	324		12/84	349.413	347.849	344.678	399.684	409.828
Petroleum and coal products mfg.....	3241		12/84	349.413	347.849	344.678	399.684	409.828
Petroleum refineries.....	32411		06/85	345.864	344.069	340.651	399.947	410.935
Petroleum refineries.....	324110		06/85	345.899	344.105	340.687	399.984	410.972
Primary products.....		324110-P	06/85	357.839	355.804	352.185	414.959	426.725
Kerosene, except jet fuel.....		324110-B	06/85	308.499	305.133	315.290	389.395	411.454
Light fuel oils.....		324110-C	06/85	428.029	405.812	384.573	506.560	530.549
Home heating oil and other distillates, NEC.....		324110-C1	06/85	285.525	290.731	317.172	364.869	405.708
Diesel fuel.....		324110-C2	06/85	454.712	429.336	403.175	535.751	559.034
Heavy fuel oils, including No. 5, No. 6, heavy diesel, gas enrichment oils, etc.....		324110-E	06/85	271.142	244.437	255.430	268.988	290.196
Unfinished oils and lubricating oil base stock.....		324110-J	06/85	458.601	465.814	457.787	455.541	455.691
Liquefied refinery gases, including other aliphatics (feed stock and other uses)....		324110-R	06/85	624.866	677.010	498.612	492.969	507.883
Other finished petroleum products, including waxes.....		324110-T	06/85	420.510	462.204	448.963	460.853	518.723
Gasoline, including finished base stocks and blending agents.....		324110-1	06/85	294.329	297.720	303.399	338.458	338.501
Motor gasoline, including finished base stocks and blending agents.....		324110-12	06/85	295.991	299.069	305.041	340.250	340.169
Regular gasoline.....		324110-121	06/85	285.147	287.784	294.110	329.456	328.382
Mid-premium gasoline.....		324110-122	12/87	434.185	450.279	452.286	526.135	518.956
Premium gasoline.....		324110-123	06/85	322.977	327.079	331.599	363.028	367.386
Jet fuel.....		324110-6	06/85	296.568	302.009	315.786	390.350	422.291
Asphalt.....		324110-9	06/85	260.632	269.388	268.762	266.974	266.403
Secondary products and miscellaneous receipts.....		324110-SM1						
Asphalt paving and roofing materials mfg.....	32412		12/84	344.293	346.410	347.834	347.500	348.943
Asphalt paving mixture & block manufacturing.....	324121		06/81	392.734	391.720	391.448	394.047	394.967
Primary products.....		324121-P	06/81	392.360	391.303	390.723	393.243	394.201
Asphalt paving mixtures & blocks.....		324121-0	06/81	392.360	391.303	390.723	393.243	394.201
Emulsified asphalt, including liquid additives.....		324121-0111	12/04	278.557	278.499	279.563	281.899	283.703
Other liquid asphalt and tar paving materials, including cut-backs.....		324121-0121	12/04	389.180	385.097	387.811	389.170	390.347
Asphalt and tar paving mixt. (excl liquid), incl bitum. or asph. concrete, asph. paving cement.....		324121-0131	12/04	244.370	243.406	241.782	242.248	242.103
Secondary products and miscellaneous receipts.....		324121-SM						
Miscellaneous receipts.....		324121-M	12/04	202.351	202.351	208.152	208.152	208.152
Secondary products.....		324121-S	06/81	364.366	364.366	364.366	-	-
Asphalt shingle and coating materials manufacturing.....	324122		06/84	338.845	344.757	348.276	344.620	346.853
Primary products.....		324122-P	06/84	341.695	347.799	351.421	347.662	350.000
Roofing asphalts and pitches, coatings, and cements.....		324122-1	06/84	300.092	300.913	300.913	300.913	300.424
Prepared asphalt and tar roofing and siding products, incl. saturated felts for nonbuilding use.....		324122-2	06/84	343.736	350.282	354.210	350.133	352.712
Asphalt smooth-surfaced roll roofing and cap sheets, organic and fiberglass base.....		324122-21	12/12	144.347	155.638	158.227	158.597	154.481
Asphalt mineral-surfaced roll roofing and cap sheets, organic and fiberglass base.....		324122-22	06/06	278.571	278.571	277.861	277.367	277.367
Other prepared asphalt and tar products for roofing and siding.....		324122-27	06/06	177.057	177.692	178.376	178.496	179.009
Secondary products and miscellaneous receipts.....		324122-SM						
Other petroleum and coal products mfg.....	32419		12/84	564.469	564.720	561.861	561.367	555.960
Petroleum lubricating oil and grease mfg.....	324191		12/80	636.061	637.573	635.425	634.873	627.385
Primary products.....		324191-P	12/80	672.967	674.725	672.237	671.668	663.116
Petroleum lubricating oils and greases, refined petroleum.....		324191-0	12/80	672.967	674.725	672.237	671.668	663.116
Lubricating oils (incl. hydraulic fluids, etc.), refined petroleum.....		324191-011	12/80	700.741	698.123	695.341	694.705	685.141
Secondary products and miscellaneous receipts.....		324191-SM						
Miscellaneous receipts.....		324191-M	12/80	401.406	401.406	400.766	395.987	395.987
All other petroleum and coal products mfg.....	324199		12/03	370.891	368.606	364.577	364.244	363.468
Primary products.....		324199-P	12/03	383.823	381.428	377.204	376.854	376.041
Coke oven and blast furnace products, made in coke oven establishments.....		324199-3	12/09	209.201	207.291	209.057	209.715	205.695
All other petroleum and coal products (excl. coke oven products), made in coke oven estab.....		324199-9	12/02	422.939	420.381	415.184	414.686	414.266
Secondary products and miscellaneous receipts.....		324199-SM						
Secondary products.....		324199-S	12/09	181.969	181.969	181.969	181.969	181.969
Chemical mfg.....	325		12/84	361.230	357.993	353.973	353.079	353.340
Basic chemical mfg.....	3251		12/84	452.116	445.033	437.103	433.252	432.757
Petrochemical mfg.....	32511		12/03	153.395	141.364	139.746	135.795	134.087
Petrochemical manufacturing.....	325110		12/03	153.711	141.580	140.111	136.092	134.366
Primary products.....		325110-P	12/03	154.469	138.875	144.281	137.552	135.132
Secondary products and miscellaneous receipts.....		325110-SM						

See footnotes at end of table.

Table 11. Producer price indexes for net output of selected industries and their products, not seasonally adjusted — Continued
 [September 2023]

Title ¹	Industry code	Product code	Index base	Unadjusted index ²				
				May 2023	June 2023 ^p	July 2023 ^p	Aug. 2023 ^p	Sept. 2023 ^p
Industrial gas mfg.	32512		12/03	237.934	234.848	238.299	234.474	234.545
Industrial gas manufacturing.	325120		12/03	238.652	235.556	239.018	235.181	235.252
Primary products.		325120-P	06/81	396.998	391.831	397.605	391.202	391.321
Oxygen.		325120-A	06/81	593.068	587.615	580.822	580.493	579.687
Argon and hydrogen.		325120-C	06/09	88.907	90.439	89.891	89.525	89.420
Other industrial gases (including fluorocarbon and acetylene).		325120-T	06/09	270.297	264.922	272.482	265.606	265.606
Carbon dioxide.		325120-4	06/81	687.283	687.287	702.208	693.130	697.128
Nitrogen.		325120-7	06/81	294.397	289.389	293.289	288.731	288.983
Secondary products and miscellaneous receipts.		325120-SM						
Synthetic dye and pigment mfg.	32513		12/03	188.667	190.411	183.121	194.427	193.222
Synthetic dye and pigment manufacturing.	325130		12/11	124.653	125.804	120.989	128.458	127.661
Primary products.		325130-P	12/11	122.961	124.117	119.269	126.773	125.980
All other inorganic pigments, including TiO ₂ , chrome colors, and other white opaque pigments.		325130-N	09/21	130.209	130.729	125.030	135.139	135.139
Synthetic organic dyes, pigments, lakes, and toners.		325130-R	09/21	117.306	120.651	117.831	118.090	114.654
Synthetic organic dyes.		325130-R8	12/82	141.852	140.618	139.146	134.805	126.633
Synthetic organic pigments, lakes, and toners.		325130-R9	12/82	202.286	215.846	208.122	215.437	215.437
Secondary products and miscellaneous receipts.		325130-SM						
Secondary products.		325130-S	12/11	142.530	142.530	142.530	142.474	140.711
Other basic inorganic chemical manufacturing.	32518		12/03	407.469	402.135	385.202	382.726	383.870
Other basic inorganic chemical manufacturing.	325180		12/10	177.459	175.135	167.770	166.691	167.188
Primary products.		325180-P	12/10	144.467	142.570	135.905	135.112	135.569
Potassium and sodium compounds, excluding bleaches, alkalis, and alum.		325180-A	12/82	648.245	648.229	626.588	617.557	610.647
All other inorganic chemicals.		325180-H	12/03	386.930	383.960	380.201	379.106	387.583
Inorganic acids, excluding nitric, sulfuric and phosphoric.		325180-3	12/82	171.831	169.065	167.191	168.722	168.208
Sodium hydroxide (caustic soda).		325180-4	12/80	653.668	620.719	541.264	524.586	507.494
Carbon black, all processes.		325180-6	12/83	614.132	600.099	613.906	619.609	619.609
Other alkalis.		325180-7	12/11	178.540	179.245	166.348	166.850	167.413
Sulfuric acid.		325180-9	12/82	157.461	157.378	156.193	156.193	156.193
Secondary products and miscellaneous receipts.		325180-SM						
Miscellaneous receipts.		325180-M	12/10	344.677	344.677	344.677	—	—
Secondary products.		325180-S	12/10	241.255	235.284	237.124	231.508	231.182
Other basic organic chemical mfg.	32519		12/03	238.661	237.921	235.556	233.149	233.213
Ethyl alcohol manufacturing.	325193		12/03	257.923	260.287	254.915	246.334	244.413
Primary products.		325193-P	12/82	278.769	286.832	281.554	270.781	268.706
Ethyl alcohol.		325193-0	12/82	282.061	291.328	288.320	275.134	273.353
Distillers' dried grains (dark and light) and dried solubles.		325193-2	12/22	92.469	91.994	83.610	86.535	84.941
Secondary products and miscellaneous receipts.		325193-SM						
Secondary products.		325193-S	12/03	226.331	204.967	197.906	196.615	194.886
Cyclic crude, intermediate, and gum and wood chemical mfg.	325194		06/11	130.557	128.442	126.384	124.832	124.905
Primary products.		325194-P	06/11	148.054	147.042	144.192	142.308	142.743
Gum and wood chemicals, including wood distillation products.		325194-1	06/84	550.883	547.273	547.243	521.475	526.393
Cyclic crude and intermediate chemicals.		325194-2	12/03	256.183	254.410	247.921	247.423	247.690
Secondary products and miscellaneous receipts.		325194-SM						
All other basic organic chemical manufacturing.	325199		12/03	240.196	238.370	237.438	237.812	238.799
Primary products.		325199-P	12/82	405.421	401.996	400.311	400.765	402.620
Natural organic chemicals.		325199-E	12/08	159.823	158.846	158.506	157.921	157.921
Synthetic organic chemicals for use as flavor and perfume materials.		325199-H	12/03	184.350	184.350	184.350	184.350	184.350
Synthetic organic rubber-processing chemicals.		325199-K	12/03	211.834	212.234	211.906	206.641	—
Synthetic organic plasticizers.		325199-N	12/03	227.659	217.391	212.018	220.387	211.813
Other synthetic organic chemicals.		325199-R	12/03	186.857	183.952	180.985	176.463	177.162
Miscellaneous end use chemicals and chemical products, excluding urea.		325199-T	12/82	436.937	433.233	436.933	436.479	438.303
Miscellaneous cyclic and acyclic chemicals and chemical products, excluding fatty acid esters.		325199-V	12/82	369.309	367.055	360.294	365.526	365.526
Fatty acids.		325199-1	06/85	299.526	300.698	307.435	322.109	—
Industrial organic flavor oil mixtures and blends.		325199-7	12/08	420.664	420.664	420.664	416.460	418.077
Secondary products and miscellaneous receipts.		325199-SM						
Miscellaneous receipts.		325199-M	12/82	1,618.679	1,618.679	1,618.679	1,618.679	1,619.500
Secondary products.		325199-S	12/82	340.075	—	—	—	—
Resin, synthetic rubber, and artificial/synthetic fiber/filaments mfg.	3252		12/84	256.406	251.500	242.984	240.409	243.008
Resin and synthetic rubber mfg.	32521		12/03	207.410	203.285	195.610	193.901	195.651
Plastics material and resin manufacturing.	325211		12/80	340.782	334.371	322.513	319.426	322.225
Primary products.		325211-P	12/80	308.812	302.774	291.518	288.594	291.417
Thermoplastic resins and plastics materials.		325211-1	12/80	303.090	296.781	286.552	281.704	282.660
Thermosetting resins and plastics materials.		325211-4	12/80	342.725	338.833	320.336	331.604	348.060

See footnotes at end of table.

Table 11. Producer price indexes for net output of selected industries and their products, not seasonally adjusted — Continued
[September 2023]

Title ¹	Industry code	Product code	Index base	Unadjusted index ²				
				May 2023	June 2023 ^P	July 2023 ^P	Aug. 2023 ^P	Sept. 2023 ^P
Plastics material and resin manufacturing - Continued								
Secondary products and miscellaneous receipts.....		325211-SM						
Synthetic rubber manufacturing.....	325212		06/81	258.864	250.471	234.211	234.482	237.404
Primary products.....		325212-P	06/81	256.164	247.771	231.511	231.782	234.704
Synthetic rubber (vulcanizable elastomers).....		325212-0	06/81	256.164	247.771	231.511	231.782	234.704
Secondary products and miscellaneous receipts.....		325212-SM						
Artificial fibers and filaments manufacturing.....	32522		12/03	152.400	150.948	153.244	148.216	153.043
Artificial fibers and filaments manufacturing.....	325220		06/81	155.165	153.695	156.037	150.909	155.833
Primary products.....		325220-P	06/81	160.046	158.756	161.285	155.748	161.094
Polyester manufactured fibers.....		325220-7	12/89	150.082	148.183	149.413	149.581	150.168
Other noncellulosic organic fibers, incl. polyamide, polyolefin, and producer-textured.....		325220-9	06/11	125.628	124.922	127.294	120.971	127.015
Secondary products and miscellaneous receipts.....		325220-SM						
Pesticide, fertilizer, and other agricultural chemical mfg.....	3253		12/84	298.741	288.332	276.036	277.409	277.753
Fertilizer mfg.....	32531		12/03	256.645	243.140	224.115	226.423	228.253
Nitrogenous fertilizer manufacturing.....	325311		12/79	429.743	376.106	371.452	366.509	375.078
Primary products.....		325311-P	12/79	420.290	367.469	362.892	358.323	366.584
Synthetic ammonia, nitric acid, ammonium compounds, and urea.....		325311-A	12/14	114.788	98.833	97.447	96.064	98.565
Fertilizer materials of organic origin.....		325311-7	06/03	141.916	141.479	141.479	141.479	141.479
Secondary products and miscellaneous receipts.....		325311-SM						
Secondary products.....		325311-S	12/79	544.064	534.082	532.421	483.794	513.669
Phosphatic fertilizer manufacturing.....	325312		12/79	493.211	485.970	407.344	431.866	435.569
Primary products.....		325312-P	12/79	407.112	401.070	334.523	354.693	358.446
Phosphoric acid, superphosphates, and other phosphatic fertilizer materials.....		325312-A	12/09	193.289	189.950	147.858	159.351	161.163
Mixed fertilizers, made in plants which manufacture fertilizer materials.....		325312-7	12/79	466.269	462.153	448.530	460.205	464.321
Secondary products and miscellaneous receipts.....		325312-SM						
Fertilizer, mixing only, manufacturing.....	325314		12/79	293.379	290.052	285.472	275.470	271.642
Primary products.....		325314-P	12/79	296.608	293.649	288.972	279.147	275.021
Mixed fertilizers, mixing only.....		325314-0	06/86	263.458	260.830	256.675	247.949	244.284
Mixed fertilizers, dry, mixing only.....		325314-01	06/03	207.345	205.534	203.874	197.937	197.305
Mixed fertilizers, liquid, mixing only.....		325314-02	06/86	246.258	242.425	229.949	216.821	201.374
Secondary products and miscellaneous receipts.....		325314-SM						
Miscellaneous receipts.....		325314-M	12/79	195.032	180.416	178.391	162.332	167.448
Pesticide and other agricultural chemical mfg.....	32532		12/03	158.312	156.259	156.164	156.036	155.053
Pesticide and other agricultural chemical manufacturing.....	325320		06/82	217.974	215.146	215.016	214.840	213.486
Primary products.....		325320-P	06/82	230.289	227.288	227.151	226.965	225.530
Agricultural and commercial pesticides and chemicals.....		325320-1	06/03	155.468	153.273	153.172	153.019	152.153
Lawn and garden pesticides and chemicals.....		325320-4	06/03	201.616	201.616	201.616	201.616	195.662
Household and institutional pesticides and chemicals.....		325320-7	06/03	186.275	186.275	186.275	186.768	186.768
Secondary products and miscellaneous receipts.....		325320-SM						
Pharmaceutical and medicine mfg.....	3254		12/84	566.707	566.536	568.580	569.094	568.371
Pharmaceutical and medicine mfg.....	32541		12/03	236.619	236.547	237.400	237.615	237.313
Medicinal and botanical manufacturing.....	325411		06/82	183.724	183.543	183.506	183.083	182.994
Primary products.....		325411-P	06/82	187.091	186.888	186.847	186.375	186.275
Synthetic organic medicinal chemicals, medicinal & botanical drugs, & other products.....		325411-0	12/11	104.363	104.250	104.227	103.963	103.908
Secondary products and miscellaneous receipts.....		325411-SM1						
Pharmaceutical preparation manufacturing.....	325412		06/81	893.782	893.756	897.077	898.604	898.302
Primary products.....		325412-P	06/81	977.510	977.480	981.264	983.007	982.661
Pharmaceuticals acting on the respiratory system, for human use.....		325412-A	06/01	223.849	224.061	224.370	224.370	224.370
Antihistamines and bronchodilators, including antiasthmatics.....		325412-A111	06/81	1,152.022	1,152.022	1,152.022	1,152.022	1,152.022
Other respiratory preparations.....		325412-A112	06/01	226.522	227.060	227.846	227.846	227.846
Other respiratory preparations, over-the-counter.....		325412-A112OC	05/17	108.533	109.040	109.040	109.040	109.040
Other respiratory preparations, prescription.....		325412-A112RX	05/17	110.462	110.462	111.241	-	-
Pharmaceuticals acting on the digestive or the genito-urinary systems, for human use.....		325412-D	06/01	195.201	194.201	194.201	194.201	194.201
Other digestive or genito-urinary preparations.....		325412-D112	06/01	201.697	200.664	200.664	200.664	200.664
Other digestive or genito-urinary preparations, prescription.....		325412-D112RX	05/17	101.689	101.068	101.068	101.068	101.068
Pharmaceuticals acting on the skin, for human use.....		325412-G	06/01	178.670	178.670	178.670	178.670	178.670
Other pharmaceutical preparations acting on the skin.....		325412-G311	12/09	108.949	108.949	108.949	108.949	108.949
Anti-acne preparations.....		325412-G611	12/09	106.130	106.130	106.130	106.130	106.130
Vitamin, nutrient, and hematonic preparations, for human use.....		325412-L	06/01	149.507	149.169	151.224	153.389	153.242
Multivitamins.....		325412-L111	06/81	200.536	200.536	217.704	217.704	217.704
Other vitamins and nutrients.....		325412-L112	06/01	158.558	158.025	158.025	158.025	157.792
Pharmaceuticals affecting parasitic and infective diseases, for human use.....		325412-Q	06/01	281.449	281.449	282.043	282.043	282.043

See footnotes at end of table.

Table 11. Producer price indexes for net output of selected industries and their products, not seasonally adjusted — Continued
[September 2023]

Title ¹	Industry code	Product code	Index base	Unadjusted index ²				
				May 2023	June 2023 ^P	July 2023 ^P	Aug. 2023 ^P	Sept. 2023 ^P
Pharmaceutical preparation manufacturing - Continued								
Broad and medium spectrum antibiotics.....		325412-Q111	06/81	603.966	603.966	603.966	603.966	603.966
Systemic antivirals.....		325412-Q112	06/01	294.106	294.106	294.106	294.106	294.106
Other parasitic and infective diseases.....		325412-Q113	06/01	313.664	313.664	315.066	315.066	315.066
Pharmaceuticals for veterinary use, incl medicinal premixes/pet care products.....		325412-W	06/81	209.500	209.500	209.500	209.500	-
Pharmaceuticals affecting neoplasms, the endocrine system, & metabolic diseases, for human use.....								
Cancer therapy products.....		325412-1111	06/81	948.948	948.948	961.495	961.495	961.495
Insulin/antidiabetes products.....		325412-1112	06/81	1,645.623	1,645.623	1,649.833	1,649.930	1,649.930
Other neoplasms, endocrine system, and metabolic diseases.....		325412-1113	06/81	1,105.143	1,105.143	1,107.733	1,107.733	1,107.733
Hormones and oral contraceptives.....		325412-1114	12/09	226.784	226.784	226.878	226.878	226.878
Pharmaceuticals acting on the central nervous system and the sense organs, for human use.....								
Analgesics.....		325412-4	06/01	341.399	341.399	341.821	341.823	341.823
Psychotherapeutics.....		325412-4111	06/01	351.679	351.679	353.017	353.017	353.017
Antidepressants.....		325412-4112	06/81	7,375.599	7,375.599	7,375.599	7,376.267	7,376.267
Other psychotherapeutics, including tranquilizers.....		325412-41121	12/87	1,311.062	1,311.062	1,311.062	1,311.062	1,311.062
Other central nervous system and sense organs.....		325412-41123	06/01	369.907	369.907	369.907	370.216	370.216
Anticonvulsants.....		325412-4113	06/01	270.365	270.365	270.365	270.365	270.365
Analgesics, over-the-counter.....		325412-4114	12/09	221.858	221.858	221.858	221.858	221.858
Analgesics, prescription.....		325412-4111OC	05/17	106.172	106.172	110.851	110.851	-
Analgesics, prescription.....		325412-4111RX	05/17	133.784	133.784	133.784	133.784	133.784
Pharmaceuticals acting on the cardiovascular system, for human use.....		325412-7	06/81	1,714.967	1,714.967	1,715.808	1,715.808	1,715.808
Other cardiovascular preparations.....		325412-7113	06/01	559.400	559.400	559.819	559.819	559.819
Secondary products and miscellaneous receipts.....								
Miscellaneous receipts.....		325412-SM	06/81	576.860	576.860	576.860	576.860	576.860
Secondary products.....		325412-S	06/81	318.337	318.337	318.381	318.381	318.382
In-vitro diagnostic substance manufacturing.....								
Primary products.....	325413		03/80	286.591	286.297	285.543	283.797	280.028
In-vitro diagnostic substances.....		325413-P	06/87	202.176	201.951	201.334	199.997	197.097
Secondary products and miscellaneous receipts.....		325413-0	06/91	179.529	179.329	178.782	177.595	175.019
Secondary products.....		325413-SM						
Secondary products.....		325413-S	03/80	422.394	422.394	425.352	425.277	426.153
Other biological product manufacturing.....								
Primary products.....	325414		06/91	252.746	252.231	254.676	254.676	254.676
Biological products, excluding diagnostic, for veterinary, industrial, and all other misc. uses.....		325414-P	06/91	261.844	261.286	264.455	264.455	264.455
Biological products, excluding diagnostic, for human use.....		325414-A	03/80	198.646	197.402	199.479	199.479	-
Biological products, excluding diagnostic, for human use.....		325414-T	06/09	151.940	151.940	153.909	153.909	153.909
Secondary products and miscellaneous receipts.....		325414-SM1						
Paint, coating & adhesive mfg.....	3255		12/03	237.414	236.847	236.223	236.066	235.587
Paint and coating mfg.....	32551		06/83	419.372	418.206	416.495	416.259	414.951
Paint and coating manufacturing.....	325510		06/83	418.669	417.504	415.796	415.561	414.255
Primary products.....		325510-P	06/83	425.582	424.384	422.616	422.456	421.091
Miscellaneous allied paint products including paint and varnish removers, thinners, etc.....		325510-B	12/88	385.721	383.392	383.075	382.737	373.703
Architectural coatings.....		325510-1	06/83	503.410	503.425	503.413	503.631	503.702
Exterior architectural coatings.....		325510-11	12/12	186.174	186.190	186.177	186.242	186.315
Interior architectural coatings.....		325510-12	12/12	153.739	153.739	153.739	153.813	153.813
Product finishes for original equipment manufacturers (OEM), excluding marine coatings.....		325510-4	06/83	270.363	270.272	265.122	264.673	266.612
Transportation finishes, except powdered and high-solids coatings.....		325510-41	12/12	119.921	121.060	119.399	117.951	120.454
All other product finishes for original equipment manufacturers (OEM), excluding marine coating.....		325510-42	12/12	152.082	151.648	148.549	148.702	149.259
Special purpose coatings incl. marine, industrial, construction and maintenance coatings, etc.....		325510-7	06/83	536.086	530.004	528.799	528.216	520.761
Automotive, other transportation and machinery refinish paints and enamels, including primers.....		325510-71	12/12	148.041	149.271	149.222	154.841	154.240
Special purpose coatings, including all marine coatings and traffic marking paints.....		325510-72	12/12	149.506	147.658	147.307	146.843	144.688
Secondary products and miscellaneous receipts.....		325510-SM						
Secondary products.....		325510-S	06/83	349.276	349.276	349.379	349.379	349.379
Adhesive mfg.....	32552		12/03	221.352	220.991	221.037	220.849	220.876
Adhesive manufacturing.....	325520		12/83	360.012	359.425	359.499	359.195	359.239
Primary products.....		325520-P	12/83	363.161	362.552	362.601	362.245	362.294
Nonstructural caulking compounds and sealants.....		325520-A	12/06	221.512	221.512	221.512	221.512	221.512
Structural sealants (load bearing).....		325520-B	12/06	132.807	132.807	132.807	132.807	132.807
Synthetic resin & rubber adhesives, incl all types of bonding & laminating adhesives.....		325520-4	12/83	374.905	373.852	373.936	373.321	373.405
Epoxy adhesives.....		325520-41	06/06	205.507	205.507	205.507	205.507	205.830
Other synthetic resin and rubber adhesives.....		325520-46	06/97	246.279	244.535	244.674	244.410	244.410
Secondary products and miscellaneous receipts.....		325520-SM						

See footnotes at end of table.

Table 11. Producer price indexes for net output of selected industries and their products, not seasonally adjusted — Continued
[September 2023]

Title ¹	Industry code	Product code	Index base	Unadjusted index ²				
				May 2023	June 2023 ^p	July 2023 ^p	Aug. 2023 ^p	Sept. 2023 ^p
Adhesive manufacturing - Continued								
Secondary products.....		325520-S	12/83	311.268	311.299	313.171	312.576	312.358
Soap, cleaners, and toilet preparation mfg.....	3256		12/84	213.050	213.454	213.422	213.430	213.009
Soap & cleaning compound mfg.....	32561		12/03	181.408	181.820	181.720	181.748	181.255
Soap and other detergent manufacturing.....	325611		06/83	225.302	225.554	225.706	225.789	225.718
Primary products.....		325611-P	06/83	228.355	228.343	228.499	228.593	228.522
Soaps and detergents, commercial, industrial, and institutional.....		325611-1	06/83	337.371	337.371	338.419	338.429	338.429
Commercial, industrial, and institutional hard surface cleaners.....		325611-11	06/07	144.004	144.004	144.004	144.004	144.004
Commercial, industrial, and institutional laundry detergents.....		325611-12	06/07	180.598	180.598	180.598	180.598	180.598
Commercial, industrial, and institutional dishwashing detergents.....		325611-13	12/11	168.509	168.509	168.509	168.509	168.509
Commercial, industrial, and institutional metal cleaners.....		325611-14	12/11	149.354	149.354	149.354	149.354	149.354
Dairy, farm, and food plant cleaners, sanitizers, etc.....		325611-16	06/07	158.497	158.497	158.497	-	-
Commercial, industrial, and institutional soaps, excluding specialty cleaners.....		325611-17	06/07	162.539	162.539	162.528	162.547	162.547
Household detergents.....		325611-4	06/83	185.184	185.230	185.683	186.164	186.290
Household alkaline detergents and cleaners.....		325611-45	05/18	140.242	140.279	140.632	141.007	141.105
Household dry and liquid laundry detergents.....		325611-46	05/18	118.126	118.126	118.126	118.126	118.126
Soaps, excluding specialty cleaners, household.....		325611-7	06/83	223.426	223.347	222.238	222.238	221.867
Secondary products and miscellaneous receipts.....		325611-SM						
Miscellaneous receipts.....		325611-M	06/83	234.914	234.914	234.914	234.914	234.914
Secondary products.....		325611-S	06/83	202.142	205.254	205.405	205.405	205.307
Polish and other sanitation good mfg.....	325612		06/83	248.810	248.811	248.243	248.118	248.118
Primary products.....		325612-P	06/83	258.390	258.390	257.741	257.741	257.741
Polishing preparations and related products.....		325612-7	06/83	304.050	304.050	302.029	302.029	302.029
Specialty cleaning and sanitation products.....		325612-8	05/17	119.715	119.715	119.319	119.319	119.319
Disinfectants, nonagricultural, industrial and institutional.....		325612-81	05/17	141.844	141.844	141.844	141.844	141.844
Air and room fresheners.....		325612-83	06/83	188.370	188.370	188.370	188.370	188.370
Laundry fabric softeners and rinses, liquid and dry.....		325612-88	05/17	113.122	113.122	114.188	114.188	114.188
Other specialty cleaning and sanitation products.....		325612-89	06/89	190.823	190.823	189.488	189.488	189.488
Secondary products and miscellaneous receipts.....		325612-SM						
Miscellaneous receipts.....		325612-M	06/83	179.696	179.696	179.696	179.696	179.696
Surface active agent manufacturing.....	325613		12/83	334.991	337.506	336.615	336.650	332.454
Primary products.....		325613-P	12/83	365.813	368.732	368.732	368.732	363.969
Surfactants, finishing agents, and assistants.....		325613-0	12/83	365.813	368.732	368.732	368.732	363.969
Textile and leather assistants and finishes.....		325613-01	12/83	232.671	228.311	-	-	-
Surfactants (bulk surface active agents).....		325613-02	12/83	420.760	428.366	428.366	428.366	420.816
Secondary products and miscellaneous receipts.....		325613-SM						
Toilet preparation mfg.....	32562		12/03	133.055	133.260	133.286	133.278	133.100
Toilet preparation manufacturing.....	325620		03/80	241.981	242.353	242.400	242.386	242.063
Primary products.....		325620-P	03/80	242.533	243.073	243.122	243.098	242.757
Denture cleaners, mouthwashes, gargles, and rinses.....		325620-A	12/03	146.471	146.645	146.645	146.470	146.470
Creams, lotions, and oils, excluding shaving, hair, and deodorant.....		325620-D	03/80	236.754	236.754	236.754	236.754	236.754
Other cosmetics and toilet preparations.....		325620-G	06/99	125.423	126.041	126.041	126.041	125.632
Shaving preparations.....		325620-1	03/80	249.436	249.436	250.038	250.038	250.038
Perfumes, toilet waters, and colognes.....		325620-4	03/80	243.462	243.462	243.462	243.462	243.462
Hair preparations (including shampoos).....		325620-7	03/80	272.947	272.947	273.220	273.220	273.220
Hair preparations incl professional, consumer, and cream/gel shampoos.....		325620-71	06/07	153.501	153.501	153.697	153.697	153.697
Hair tonics and hair dressings incl professional and consumer use.....		325620-72	06/07	126.653	126.653	126.653	126.653	126.653
Secondary products and miscellaneous receipts.....		325620-SM						
Secondary products.....		325620-S	03/80	381.487	375.620	375.601	375.993	376.013
Other chemical product & preparation mfg.....	3259		12/03	177.035	175.175	174.672	175.711	175.901
Printing ink mfg.....	32591		12/03	194.093	194.117	194.799	193.059	192.785
Printing ink manufacturing.....	325910		06/84	260.196	260.228	261.143	258.807	258.439
Primary products.....		325910-P	06/84	264.744	264.777	265.727	263.307	262.920
Flexographic printing inks.....		325910-A	06/84	307.941	307.941	307.941	296.865	296.865
Nonimpact/digital inks.....		325910-E	06/05	225.411	225.450	228.348	227.051	227.156
All other printing inks.....		325910-H	06/84	234.758	234.963	235.945	238.044	241.892
Lithographic and offset inks.....		325910-6	06/84	251.751	251.751	251.742	253.056	252.368
News and nonheat web offset printing inks.....		325910-61	12/89	347.624	347.624	347.624	348.396	338.357
Publication and commercial web inks.....		325910-62	12/97	167.069	167.069	167.069	167.921	167.921
Sheet-fed general inks.....		325910-63	12/97	162.443	162.443	162.408	161.932	161.932
Sheet-fed packaging inks.....		325910-64	06/05	148.548	148.548	148.548	150.499	150.109
Gravure printing inks.....		325910-7	06/84	172.966	172.966	172.966	172.966	172.966
Secondary products and miscellaneous receipts.....		325910-SM						
Miscellaneous receipts.....		325910-M	06/84	189.805	189.805	189.805	189.805	189.805
Explosives mfg.....	32592		12/06	154.328	154.344	155.036	154.366	154.422

See footnotes at end of table.

Table 11. Producer price indexes for net output of selected industries and their products, not seasonally adjusted — Continued
 [September 2023]

Title ¹	Industry code	Product code	Index base	Unadjusted index ²				
				May 2023	June 2023 ^P	July 2023 ^P	Aug. 2023 ^P	Sept. 2023 ^P
Explosives manufacturing.....	325920		12/80	391.960	392.003	393.760	392.058	392.200
Primary products.....		325920-P	12/80	351.000	351.793	352.635	350.907	350.936
Explosives and blasting accessories.....		325920-0	12/80	353.280	354.077	354.925	353.185	353.215
Secondary products and miscellaneous receipts.....		325920-SM						
All other chemical product & preparation mfg.....	32599		12/03	174.830	172.659	171.951	173.389	173.635
Custom compounding of purchased resins.....	325991		06/93	203.777	203.294	200.650	201.997	201.525
Primary products.....		325991-P	06/93	212.853	212.322	209.408	210.892	210.372
Custom compounding of purchased resins and color concentrates.....		325991-0	06/93	211.788	211.259	208.360	209.837	209.319
Secondary products and miscellaneous receipts.....		325991-SM						
Photographic Film, Paper, Plate, Chemical, and Copy Toner Manufacturing.....	325992		12/03	163.034	155.532	156.339	158.349	163.005
Primary products.....		325992-P	12/03	176.644	167.898	168.855	170.720	176.421
Photographic sensitized film, plates, paper, & cloth.....		325992-T	06/07	194.713	181.102	182.561	185.513	194.603
Photographic sensitized film, plates, paper, & cloth, silver-halide-type (excl X-ray).....		325992-T1	01/00	186.686	171.073	172.725	176.067	186.358
Photographic sensitized film, plates, paper & cloth, other than silver-halide-type (incl X-ray).....		325992-T3	12/03	172.745	173.784	173.784	173.784	173.784
Prepared photographic chemicals.....		325992-5	12/83	80.415	80.704	80.704	80.590	80.167
Secondary products and miscellaneous receipts.....		325992-SM						
Other miscellaneous chemical product manufacturing.....	325998		06/85	262.133	259.997	259.489	261.569	260.424
Primary products.....		325998-P	06/85	255.969	253.677	253.468	255.722	254.501
Water treating compounds.....		325998-A	06/85	227.928	213.983	215.289	221.603	218.895
All other chemical preparations, including essential oils, matches, and gelatin.....		325998-J	06/85	275.034	276.008	276.696	277.974	276.991
Secondary products and miscellaneous receipts.....		325998-SM						
Miscellaneous receipts.....		325998-M	12/03	165.307	165.307	165.307	165.307	165.307
Secondary products.....		325998-S	06/85	367.834	368.133	349.950	348.472	348.175
Plastics and rubber products mfg.....	326		12/84	251.971	251.353	251.021	250.500	250.283
Plastics product mfg.....	3261		06/93	223.895	223.312	222.847	222.319	222.091
Unsupported plastics film, sheet, and bag mfg.....	32611		12/03	199.090	197.642	197.196	196.242	193.777
Plastics bag and pouch manufacturing.....	326111		12/03	211.827	211.849	211.801	211.166	211.296
Primary products.....		326111-P	12/03	214.754	214.924	214.963	214.516	214.497
Single-web film specialty bags, pouches, and liners.....		326111-1	12/83	328.228	328.494	328.574	327.986	327.846
Polyethylene grocery and variety bags and pouches.....		326111-11	06/07	163.141	163.141	162.914	163.119	163.347
Polyethylene refuse bags.....		326111-12	06/07	148.525	149.420	149.006	148.490	148.075
Other polyethylene bags, pouches, and liners.....		326111-15	06/07	182.777	182.573	183.147	182.475	182.412
Coextruded single-web film specialty bags, pouches, & liners.....		326111-16	06/13	136.130	136.130	136.130	135.967	135.967
Multiweb film/film combination specialty bags, pouches, and liners.....		326111-3	12/03	206.092	206.092	205.414	201.800	205.517
Secondary products and miscellaneous receipts.....		326111-SM						
Secondary products.....		326111-S	12/03	227.170	227.601	225.191	218.980	223.394
Plastics packaging film and sheet mfg.....	326112		12/03	172.339	174.123	173.623	172.073	172.574
Primary products.....		326112-P	12/03	174.621	176.560	176.040	174.292	174.701
Single-web film, rolls, and sheets, including coextruded, for flexible packaging uses.....		326112-1	12/87	269.277	270.765	269.620	269.470	270.561
Single-web film, rolls, and sheets for flexible packaging uses.....		326112-11	06/07	175.436	177.059	176.593	176.751	176.916
Coextruded single-web film, for flexible packaging uses.....		326112-12	06/07	156.462	154.864	153.146	152.093	154.784
Film/film multiweb laminated rolls and sheets, excluding foil, for flexible packaging uses.....		326112-3	12/87	189.237	196.293	196.856	186.571	185.495
Secondary products and miscellaneous receipts.....		326112-SM						
Secondary products.....		326112-S	12/03	169.630	169.412	169.123	170.278	172.305
Nonpackaging plastics film and sheet mfg.....	326113		06/93	238.886	232.454	231.725	231.127	222.987
Primary products.....		326113-P	12/82	296.314	288.109	287.108	286.474	275.916
Unlaminated plastics film and sheet, excluding packaging.....		326113-0	12/82	296.314	288.109	287.108	286.474	275.916
Unlaminated polyethylene film and sheet.....		326113-01	06/93	291.166	282.235	281.633	280.455	270.779
Unlaminated vinyl and vinyl copolymer film and sheet.....		326113-03	06/93	258.707	256.970	256.970	256.970	253.072
Miscellaneous unlaminated plastics film and sheet.....		326113-04	06/93	225.227	219.102	218.170	218.170	208.336
Secondary products and miscellaneous receipts.....		326113-SM						
Secondary products.....		326113-S	06/93	172.241	170.738	171.535	169.672	170.187
Plastics pipe/fitting/unsupported shapes mfg.....	32612		12/03	283.850	282.759	277.491	274.828	275.438
Unlaminated plastics profile shape mfg.....	326121		06/93	179.754	181.476	174.964	171.422	172.922
Primary products.....		326121-P	12/82	233.112	235.652	226.045	221.038	223.252
Unlaminated plastics profile shapes.....		326121-0	12/82	233.112	235.652	226.045	221.038	223.252
Secondary products and miscellaneous receipts.....		326121-SM						
Plastics pipe and pipe fitting manufacturing.....	326122		06/93	487.721	482.754	477.769	475.572	475.192
Primary products.....		326122-P	12/82	471.801	466.962	462.106	459.950	459.563
Plastics pipe.....		326122-1	12/82	464.244	459.077	454.226	450.356	450.436
Plastics drain, waste, and vent pipe.....		326122-11	06/87	247.785	246.395	245.755	244.602	244.938

See footnotes at end of table.

Table 11. Producer price indexes for net output of selected industries and their products, not seasonally adjusted — Continued
 [September 2023]

Title ¹	Industry code	Product code	Index base	Unadjusted index ²				
				May 2023	June 2023 ^P	July 2023 ^P	Aug. 2023 ^P	Sept. 2023 ^P
Plastics pipe and pipe fitting manufacturing - Continued								
Plastics water pipe.....		326122-13	06/87	428.254	420.579	416.860	408.310	406.708
Plastics sewer, stormdrain, and water main pipe.....		326122-18	12/17	213.728	210.703	209.233	206.367	203.747
Other plastics pipe.....		326122-1B	07/87	524.527	524.527	477.655	477.655	477.655
Plastics pipe fittings and unions.....		326122-3	12/03	429.869	427.364	423.283	429.515	427.000
Secondary products and miscellaneous receipts.....		326122-SM						
Miscellaneous receipts.....		326122-M	12/99	226.486	221.854	218.433	222.606	232.567
Secondary products.....		326122-S1	12/17	149.682	149.755	149.662	149.385	148.569
Laminated plastics plate, sheet, and shape mfg.....	32613		12/03	171.341	171.588	171.588	171.844	171.844
Laminated plastics plate, sheet (except packaging), and shape manufacturing.....	326130		06/93	213.123	213.430	213.430	213.749	213.749
Primary products.....		326130-P	12/82	278.803	279.221	279.221	279.654	279.654
Laminated plastics plates, sheet (except packaging), and shapes.....		326130-0	12/82	278.803	279.221	279.221	279.654	279.654
Secondary products and miscellaneous receipts.....		326130-SM						
Secondary products.....		326130-S	06/93	195.277	195.280	195.280	195.280	195.280
Polystyrene foam product mfg.....	32614		12/03	322.653	318.120	318.016	317.489	316.169
Polystyrene foam product manufacturing.....	326140		12/03	322.799	318.269	318.166	317.640	316.321
Primary products.....		326140-P	12/03	313.921	308.190	308.071	307.278	305.687
Packaging, polystyrene foam products.....		326140-2	12/03	373.113	370.503	369.759	368.070	366.612
Polystyrene foam food containers.....		326140-21	06/06	321.024	322.409	321.057	319.868	319.868
Polystyrene foam protective shipping pads, shaped cushioning, etc.....		326140-22	06/06	318.200	310.062	310.062	308.145	304.634
Building and construction polystyrene foam products.....		326140-3	12/03	243.597	227.602	225.490	224.555	224.555
Consumer and institutional polystyrene foam products.....		326140-5	12/82	402.538	400.326	402.731	402.587	398.302
All other polystyrene foam products incl. transportation application uses.....		326140-9	06/06	195.893	193.824	193.824	193.824	193.824
Secondary products and miscellaneous receipts.....		326140-SM						
Foam product (ex polystyrene) mfg.....	32615		12/03	195.461	195.497	194.155	193.783	192.784
Urethane and other foam product mfg.....	326150		12/03	195.440	195.475	194.133	193.761	192.762
Primary products.....		326150-P	12/03	189.854	189.865	188.543	188.160	187.150
Packaging polyurethane foam products.....		326150-2	12/03	295.101	295.101	295.101	295.101	295.101
Furniture and furnishings polyurethane foam products.....		326150-4	12/82	292.846	292.885	288.058	286.659	282.967
Polyurethane foam formed and slab stock for pillows, seating, and cushioning....		326150-41	12/05	161.142	161.228	159.893	159.117	157.068
All other miscellaneous polyurethane foam products.....		326150-6	12/03	120.944	120.944	120.944	120.944	120.944
Products made of foam other than polystyrene or polyurethane.....		326150-9	12/99	164.214	164.214	164.214	164.214	164.214
Secondary products and miscellaneous receipts.....		326150-SM						
Secondary products.....		326150-S	12/03	260.779	261.740	260.632	260.962	261.160
Plastics bottle mfg.....	32616		12/03	148.384	149.087	148.811	148.145	147.963
Plastics bottle manufacturing.....	326160		06/93	167.247	168.039	167.728	166.977	166.771
Primary products.....		326160-P	12/82	186.491	187.444	187.122	186.337	186.103
Plastics bottles.....		326160-0	06/87	177.706	178.614	178.307	177.559	177.336
Secondary products and miscellaneous receipts.....		326160-SM						
Other plastics product mfg.....	32619		12/03	182.049	182.006	182.326	182.308	182.799
Plastics plumbing fixture manufacturing.....	326191		06/93	204.330	204.462	205.058	206.378	206.378
Primary products.....		326191-P	06/93	206.093	206.202	206.796	208.169	208.169
Plastics plumbing fixtures.....		326191-0	06/93	206.093	206.202	206.796	208.169	208.169
Secondary products and miscellaneous receipts.....		326191-SM						
Miscellaneous receipts.....		326191-M	12/04	101.201	101.201	102.539	102.539	102.539
All other plastics product manufacturing.....	326199		06/93	201.194	201.139	201.481	201.400	201.968
Primary products.....		326199-P	06/87	237.890	237.461	237.858	237.812	238.562
All other reinforced and fiberglass plastics products.....		326199-A	06/93	267.108	267.018	268.551	268.551	268.800
Consumer/institutional/commercial fabricated plastics products (excl. foam and wire coated).....		326199-C	06/93	216.198	216.400	216.526	216.936	216.697
Transportation fabricated plastics products (excluding foam and reinforced plastics).....		326199-1	06/93	137.746	137.422	137.422	137.422	137.012
Electrical and electronic fabricated plastics (excluding foam and reinforced plastics).....		326199-2	12/82	143.336	144.874	146.930	144.698	144.698
Industrial machinery plastics products, excluding foam (incl. gears, bearings, etc.).....		326199-3	06/93	203.381	203.381	203.381	203.381	203.381
Plastics packaging (excluding film, sheet, foam, and bottles).....		326199-4	06/93	207.283	205.410	204.504	204.124	204.439
Building & construction fabricated plastics products (excl foam, plumbing fixtures, hardware).....		326199-8	12/03	180.621	180.749	182.298	182.392	185.788
Secondary products and miscellaneous receipts.....		326199-SM						
Miscellaneous receipts.....		326199-M	12/99	182.310	182.746	184.311	183.907	183.907
Secondary products.....		326199-S	06/93	175.138	179.669	178.677	178.262	178.228
Rubber product mfg.....	3262		12/03	194.295	193.955	194.388	194.249	194.216
Tire mfg.....	32621		06/81	218.892	218.590	218.334	218.317	218.140
Tire manufacturing, except retreading.....	326211		06/81	218.902	218.601	218.344	218.328	218.151

See footnotes at end of table.

Table 11. Producer price indexes for net output of selected industries and their products, not seasonally adjusted — Continued
[September 2023]

Title ¹	Industry code	Product code	Index base	Unadjusted index ²				
				May 2023	June 2023 ^p	July 2023 ^p	Aug. 2023 ^p	Sept. 2023 ^p
Tire manufacturing, except retreading - Continued								
Primary products.....		326211-P	06/81	202.551	202.266	202.025	202.010	201.843
Tread rubber, tire sundries, and repair materials.....		326211-H	06/81	306.490	304.428	304.723	304.723	304.428
Pneumatic tires (including passenger, truck, bus, tractor, industrial, and other tires).....		326211-0	12/11	122.024	121.865	121.705	121.696	121.592
Passenger car pneumatic tires (casings).....		326211-01	06/81	185.119	185.179	184.885	184.865	184.865
Truck and bus (including off-the-highway) pneumatic tires.....		326211-03	06/81	189.664	189.422	189.422	189.422	189.422
Secondary products and miscellaneous receipts.....		326211-SM						
Rubber and plastics hose and belting.....	32622		12/03	204.994	204.528	205.335	205.357	205.349
Rubber and plastics hose and belting mfg.....	326220		12/81	327.759	327.014	328.304	328.338	328.326
Primary products.....		326220-P	12/81	329.551	328.778	330.118	330.188	330.188
Rubber and plastics belt and belting mfg.....		326220-D	12/11	147.009	146.192	146.263	146.305	146.305
Rubber and plastics transmission belts and belting (excluding flat).....		326220-D2	12/81	234.965	234.965	235.262	235.438	235.438
Rubber and plastic hose mfg.....		326220-H	12/11	130.240	130.421	131.493	131.510	131.510
Rubber and plastics hose for on- and off-highway motor vehicles.....		326220-H3	12/04	150.609	150.609	156.378	158.737	158.737
Industrial rubber and plastics hose without fittings.....		326220-H4	12/04	161.522	161.522	161.522	161.522	161.522
Rubber and plastics water hose (incl. fire, irrigation, etc.).....		326220-H5	12/04	234.207	234.207	226.153	219.916	219.916
Secondary products and miscellaneous receipts.....		326220-SM						
Other rubber product mfg.....	32629		12/88	216.282	215.835	217.141	216.755	216.885
Rubber product mfg. for mechanical use.....	326291		12/88	172.616	172.624	174.030	174.011	174.006
Primary products.....		326291-P	12/88	163.455	163.440	164.752	164.765	164.765
Other extruded rubber mechanical goods (excl. auto)(excl. tubing).....		326291-C	12/03	150.303	150.303	150.303	150.303	150.303
Molded rubber mechanical goods, automotive.....		326291-1	06/83	119.263	119.299	120.837	120.837	120.837
Molded rubber mechanical goods, transportation (excluding automotive)/off-highway machinery.....		326291-2	12/03	155.517	155.704	155.704	155.528	155.528
Other molded rubber mechanical goods (excluding tubing).....		326291-9	12/03	189.181	189.181	190.896	191.186	191.186
Secondary products and miscellaneous receipts.....		326291-SM						
Secondary products.....		326291-S	06/83	286.546	287.305	288.056	286.993	286.834
All other rubber product manufacturing.....	326299		06/83	282.374	281.381	282.683	281.863	282.156
Primary products.....		326299-P	06/83	284.851	283.749	285.194	284.563	284.892
Rubber druggist and medical sundries, excluding gloves.....		326299-A	12/03	146.108	—	—	—	—
All other miscellaneous rubber goods.....		326299-B	06/83	243.087	243.087	243.087	242.581	242.581
Rubber compounds or mixtures for sale or interplant transfer.....		326299-6	06/83	317.686	313.544	312.362	310.021	311.255
All other industrial rubber products.....		326299-7	06/83	315.962	315.962	322.625	323.805	323.805
Secondary products and miscellaneous receipts.....		326299-SM						
Nonmetallic mineral product manufacturing.....	327		12/84	286.565	286.700	286.886	287.877	288.884
Clay product and refractory manufacturing.....	3271		12/03	177.185	177.287	177.502	177.725	178.245
Pottery, ceramics, and plumbing fixture mfg.....	32711		12/84	273.840	272.908	274.610	274.610	274.610
Pottery, ceramics, and plumbing fixture mfg.....	327110		12/11	150.494	149.982	150.917	150.917	150.917
Primary products.....		327110-P	12/11	145.747	145.213	146.189	146.189	146.189
Vitreous china, porcelain, and earthenware (semivitreous) table and kitchenware.....		327110-5	12/06	146.673	146.673	140.697	140.697	140.697
All other pottery products (including china decorated for the trade).....		327110-6	12/06	168.745	168.745	168.745	168.745	168.745
Porcelain, steatite, and other ceramic electrical products.....		327110-7	12/85	322.065	319.482	325.181	325.181	325.181
Secondary products and miscellaneous receipts.....		327110-SM						
Clay building material and refractories mfg.....	32712		12/03	177.830	178.204	178.079	178.385	179.107
Clay building material and refractories mfg.....	327120		12/11	140.232	140.527	140.428	140.676	141.245
Primary products.....		327120-P	12/11	140.819	141.121	141.020	140.943	141.526
Brick and structural clay tile.....		327120-1	12/84	253.542	253.542	253.542	253.249	253.269
Building or common brick.....		327120-11	12/84	250.878	250.878	250.878	250.585	250.585
Glazed brick and other brick (paving, floor, and sewer).....		327120-12	12/04	195.664	195.664	195.664	195.664	196.876
Clay floor and wall tile, glazed and unglazed (including quarry tile and ceramic mosaic tile).....		327120-2	06/85	118.930	119.947	119.947	119.947	121.177
Nonclay refractories (excluding dead-burned magnesia).....		327120-6	12/04	203.860	204.387	203.377	202.976	205.765
Clay refractories.....		327120-7	12/04	218.379	218.379	218.379	218.379	218.379
All other structural clay products, excluding clay refractories.....		327120-9	12/85	300.909	300.909	300.909	300.909	300.909
Secondary products and miscellaneous receipts.....		327120-SM						
Miscellaneous receipts.....		327120-M	12/11	140.513	140.513	140.513	140.513	140.513
Glass and glass product manufacturing.....	3272		12/03	167.276	168.040	166.987	165.767	166.723
Glass and glass product manufacturing.....	32721		12/03	167.276	168.040	166.987	165.767	166.723
Flat glass manufacturing.....	327211		12/80	149.966	152.165	148.354	147.243	145.553
Primary products.....		327211-P	12/80	143.668	145.882	142.194	141.119	139.484
Flat glass (float, sheet, and plate process), made by flat glass producers.....		327211-1	12/80	147.462	150.966	145.130	—	—
Other glass products, made by flat glass producers.....		327211-4	12/06	170.875	170.875	170.875	170.875	—
Secondary products and miscellaneous receipts.....		327211-SM						

See footnotes at end of table.

Table 11. Producer price indexes for net output of selected industries and their products, not seasonally adjusted — Continued
 [September 2023]

Title ¹	Industry code	Product code	Index base	Unadjusted index ²				
				May 2023	June 2023 ^P	July 2023 ^P	Aug. 2023 ^P	Sept. 2023 ^P
Other pressed and blown glass and glassware.....	327212		06/83	202.466	202.466	202.547	202.199	202.254
Primary products.....		327212-P	06/83	200.692	200.692	200.774	200.424	200.463
Glass fiber and machine-made pressed and blown glass and glassware, made by glass producers.....		327212-B	06/12	151.882	151.882	151.945	151.675	151.705
Handmade pressed and blown glass and glassware, made by glass producers.....		327212-9	12/04	145.489	145.489	145.489	145.489	145.489
Secondary and miscellaneous receipts.....		327212-SM						
Glass container manufacturing.....	327213		06/82	279.324	279.324	278.875	280.052	274.106
Primary products.....		327213-P	06/82	280.444	280.444	279.992	281.175	275.198
Glass containers (including value of packaging).....		327213-0	12/03	201.724	201.724	201.399	202.250	197.950
Secondary products and miscellaneous receipts.....		327213-SM1						
Glass product mfg. made of purchased glass.....	327215		06/83	209.979	210.875	210.139	207.287	212.384
Primary products.....		327215-P	06/83	203.785	204.657	203.935	201.157	206.133
Pressed and blown glassware, made from purchased glass.....		327215-E	12/22	104.743	104.621	104.448	104.262	104.967
Other glass products, made from purchased glass.....		327215-F	06/83	198.780	198.363	198.712	196.457	198.734
Mirrors (decorated and undecorated), made from purchased glass.....		327215-9	06/83	199.459	205.178	200.750	195.074	210.651
Secondary products and miscellaneous receipts.....		327215-SM						
Secondary products.....		327215-S	06/83	249.192	249.192	249.192	249.192	249.244
Cement and concrete product manufacturing.....	3273		12/03	233.929	233.899	234.780	237.179	238.449
Cement manufacturing.....	32731		06/82	329.019	328.703	331.174	332.004	334.355
Cement manufacturing.....	327310		06/82	329.026	328.710	331.181	332.010	334.362
Primary products.....		327310-P	06/82	324.554	324.240	326.742	327.565	329.899
Cement, hydraulic (including cost of shipping containers).....		327310-0	06/89	320.845	320.535	323.009	323.822	326.129
Secondary products and miscellaneous receipts.....		327310-SM						
Ready-mix concrete manufacturing.....	32732		12/03	238.006	237.086	238.330	242.331	242.450
Ready-mix concrete manufacturing.....	327320		06/81	369.022	367.596	369.524	375.727	375.912
Primary products.....		327320-P	06/81	365.081	363.626	365.563	371.891	372.078
Northeast region ready-mix concrete.....		327320-A	12/12	164.800	164.042	164.042	168.242	168.242
Midwest region ready-mix concrete.....		327320-B	12/12	163.568	161.030	163.223	168.843	168.843
South region ready-mix concrete.....		327320-C	12/12	162.728	162.875	163.850	165.679	166.003
West region ready-mix concrete.....		327320-D	12/12	176.426	176.120	176.020	177.676	177.464
Secondary products and miscellaneous receipts.....		327320-SM						
Miscellaneous receipts.....		327320-M	06/81	401.827	401.827	404.604	404.604	404.604
Secondary products.....		327320-S	06/81	410.689	410.689	411.501	411.501	411.559
Concrete pipe, brick, and block manufacturing.....	32733		12/03	213.630	214.848	214.337	213.996	219.583
Concrete block and brick manufacturing.....	327331		06/81	350.169	350.374	350.762	352.436	352.512
Primary products.....		327331-P	06/81	362.447	362.667	363.009	364.801	364.857
Concrete block and brick.....		327331-0	12/06	171.874	171.979	172.141	172.991	173.017
Structural concrete block, lightweight units (weighing less than 105 lb/cubic ft.) (dry weight).....		327331-01	06/81	331.116	331.116	331.116	332.990	332.990
Structural concrete block, mediumweight units (weighing 105 - 124 lb/cubic ft.) (dry weight).....		327331-02	06/81	431.365	432.080	432.080	432.080	433.328
Structural concrete block, normalweight units (weighing 125 lb or more/cubic ft.) (dry weight).....		327331-03	06/81	396.107	397.847	400.994	405.388	405.388
Decorative concrete block (including screen, split, slump, shadowal block, etc.).....		327331-04	06/81	318.913	318.913	318.913	323.409	323.409
Concrete pavers (including grid, interlocking, etc.).....		327331-05	06/81	360.667	360.667	360.667	360.667	360.667
Concrete brick.....		327331-06	06/81	336.455	336.455	336.455	336.455	336.455
Secondary products and miscellaneous receipts.....		327331-SM						
Miscellaneous receipts.....		327331-M	06/81	299.933	299.933	304.821	304.821	304.821
Secondary products.....		327331-S	06/81	317.519	317.519	318.022	318.022	318.939
Concrete pipe manufacturing.....	327332		12/03	225.627	230.002	227.348	223.110	244.769
Primary products.....		327332-P	12/03	224.535	228.287	226.015	221.752	243.140
Concrete pipe.....		327332-0	12/03	224.535	228.287	226.015	221.752	243.140
Concrete storm sewer pipe.....		327332-02	12/99	286.922	286.600	286.663	284.870	317.309
Concrete pipe, except concrete culvert and storm sewer pipe.....		327332-03	06/94	263.557	271.812	271.812	271.812	271.812
Secondary products and miscellaneous receipts.....		327332-SM1						
Other concrete product manufacturing.....	32739		12/03	241.097	242.480	243.084	243.840	245.344
Other concrete product manufacturing.....	327390		12/03	241.119	242.505	243.109	243.866	245.369
Primary products.....		327390-P	12/03	238.563	239.680	240.327	241.031	242.582
Precast concrete products.....		327390-1	12/79	430.796	433.454	434.848	435.998	439.341
Precast concrete slabs and tile, roof and floor units.....		327390-11	07/85	394.101	394.101	394.101	394.101	394.101
Precast concrete architectural wall panels.....		327390-12	11/84	357.649	357.649	357.706	358.483	366.633
Burial vaults and boxes, precast concrete.....		327390-13	12/79	473.472	473.472	473.472	473.472	473.472
Precast concrete products (excl burial vaults and boxes, slabs and tile, and arch. wall panels).....		327390-14	12/79	404.697	408.104	409.879	411.193	413.795
Prestressed concrete products.....		327390-4	12/79	419.937	418.681	418.681	420.532	420.532

See footnotes at end of table.

Table 11. Producer price indexes for net output of selected industries and their products, not seasonally adjusted — Continued
 [September 2023]

Title ¹	Industry code	Product code	Index base	Unadjusted index ²				
				May 2023	June 2023 ^p	July 2023 ^p	Aug. 2023 ^p	Sept. 2023 ^p
Other concrete product manufacturing - Continued								
Prestressed concrete products (excl bridge beams and solid and hollow cored slabs and panels).....		327390-43	06/94	217.906	217.906	217.906	221.255	221.255
Prestressed concrete bridge beams.....		327390-46	01/17	210.676	209.928	209.928	209.048	209.048
Prestressed concrete solid and hollow cored slabs and panels.....		327390-47	01/17	169.202	167.439	167.439	166.256	166.256
Secondary products and miscellaneous receipts.....		327390-SM						
Secondary products.....		327390-S	12/79	513.295	533.984	540.330	540.330	540.835
Lime and gypsum product manufacturing.....	3274		12/03	251.243	250.916	250.425	250.186	249.045
Lime manufacturing.....	32741		12/03	320.383	320.332	319.906	320.945	320.262
Lime manufacturing.....	327410		12/85	411.927	411.862	411.314	412.653	411.774
Primary products.....		327410-P	12/85	428.583	428.600	428.085	429.726	428.776
Lime.....		327410-0	12/04	312.117	312.129	311.754	312.949	312.257
Secondary products and miscellaneous receipts.....		327410-SM1						
Gypsum product manufacturing.....	32742		12/03	237.540	237.105	236.569	235.874	234.525
Gypsum product manufacturing.....	327420		06/81	388.105	387.394	386.519	385.383	383.180
Primary products.....		327420-P	06/81	416.714	415.949	415.008	413.787	411.417
Gypsum building materials.....		327420-1	12/93	349.426	348.659	347.717	346.494	344.121
Other gypsum products.....		327420-5	01/00	243.423	243.423	243.423	243.423	243.423
Secondary products and miscellaneous receipts.....		327420-SM						
Other nonmetallic mineral products.....	3279		12/84	262.191	261.754	262.016	262.080	262.034
Abrasive product manufacturing.....	32791		12/03	175.499	175.735	174.986	175.171	175.288
Abrasive product manufacturing.....	327910		12/80	292.748	293.292	292.045	292.352	292.547
Primary products.....		327910-P	12/80	309.861	309.746	308.407	308.737	308.946
Nonmetallic sized grains, powders, and flour abrasives (incl. graded only).....		327910-1	06/87	245.397	245.397	245.397	246.453	246.453
Nonmetallic abrasive products (including diamond abrasives).....		327910-4	12/80	294.039	296.110	296.949	297.155	297.893
Nonmetallic coated abrasive products and buffing wheels, polishing wheels, and laps.....		327910-7	12/80	368.847	368.847	368.847	368.847	368.966
Secondary products and miscellaneous receipts.....		327910-SM						
Miscellaneous receipts.....		327910-M	12/80	367.818	366.174	366.174	366.174	366.174
All other nonmetallic mineral product mfg.....	32799		12/03	202.660	202.192	202.621	202.638	202.566
Cut stone and stone product manufacturing.....	327991		12/84	245.448	245.448	245.448	245.448	245.448
Primary products.....		327991-P	12/84	239.186	239.186	239.186	239.186	239.186
Dressed dimension granite (including gneiss, syenite, diorite, and cut granite).....		327991-1	12/84	232.264	232.264	232.264	232.264	232.264
Dressed dimension marble and other stone.....		327991-7	12/84	243.923	243.923	243.923	243.923	243.923
Secondary products and miscellaneous receipts.....		327991-SM						
Secondary products.....		327991-S	12/84	227.453	227.453	227.453	227.453	227.453
Ground or treated mineral and earth manufacturing.....	327992		06/85	311.096	310.872	311.417	315.216	315.290
Primary products.....		327992-P	06/85	304.696	304.512	305.104	308.906	308.868
Ground or treated minerals and earths.....		327992-0	06/85	304.696	304.512	305.104	308.906	308.868
Treated lightweight aggregate and crushed slag, minerals and earths.....		327992-04	12/14	154.724	154.724	154.724	154.724	154.724
Other minerals or earths, treated.....		327992-06	12/14	88.858	88.735	88.735	91.269	91.244
Secondary products and miscellaneous receipts.....		327992-SM						
Mineral wool manufacturing.....	327993		12/81	297.927	296.010	296.709	294.722	294.369
Primary products.....		327993-P	12/81	298.220	296.297	296.995	295.001	294.638
Mineral wool for thermal and acoustical envelope insulation.....		327993-1	12/81	306.386	304.669	305.644	301.878	300.655
Mineral wool for industrial, equipment, and appliance insulation.....		327993-4	12/81	250.139	248.218	248.496	248.864	249.571
Secondary products and miscellaneous receipts.....		327993-SM						
Miscellaneous nonmetallic mineral products manufacturing.....	327999		12/03	180.266	180.266	181.110	181.110	181.111
Primary products.....		327999-P	12/03	178.963	178.963	179.817	179.817	179.817
All other nonmetallic mineral products.....		327999-0	12/03	178.963	178.963	179.817	179.817	179.817
Other nonmetallic mineral products.....		327999-09	06/06	120.439	120.439	120.650	120.650	120.650
Secondary products and miscellaneous receipts.....		327999-SM						
Primary metal mfg.....	331		12/84	307.591	305.998	296.296	293.928	287.573
Iron & steel mills & ferroalloy mfg.....	3311		12/03	289.643	290.783	275.263	273.717	262.565
Iron & steel mills & ferroalloy mfg.....	33111		12/03	289.643	290.783	275.263	273.717	262.565
Iron and steel mills and ferroalloy mfg.....	331110		06/82	310.869	312.092	295.433	293.771	281.788
Primary products.....		331110-P	06/82	320.502	321.748	304.395	302.552	289.262
Steel ingots and semifinished products.....		331110-3	06/82	520.043	519.100	512.299	511.655	511.864
Ferroalloys and related products.....		331110-6	12/09	-	-	-	-	-
Hot rolled steel bars, plates, and structural shapes.....		331110-7	06/82	305.322	303.454	296.882	297.576	289.685
Hot rolled steel bars, plates, and structural shapes, carbon.....		331110-71	12/17	176.024	175.003	171.000	171.310	166.563
Hot rolled steel bars, plates, and structural shapes, alloy.....		331110-76	12/10	147.437	145.546	142.310	-	-
Secondary products and miscellaneous receipts.....		331110-SM						

See footnotes at end of table.

Table 11. Producer price indexes for net output of selected industries and their products, not seasonally adjusted — Continued
 [September 2023]

Title ¹	Industry code	Product code	Index base	Unadjusted index ²				
				May 2023	June 2023 ^P	July 2023 ^P	Aug. 2023 ^P	Sept. 2023 ^P
Steel product mfg from purchased steel.....	3312		12/03	317.617	307.293	296.858	288.879	283.481
Iron & steel pipe and tube mfg from purchased steel.....	33121		12/03	364.100	346.420	336.593	332.101	326.235
Iron and steel pipe and tube manufacturing from purchased steel.....	331210		06/82	520.717	495.437	481.386	474.962	466.574
Primary products.....		331210-P	06/82	538.022	511.555	496.886	490.231	481.454
Iron and steel pipes and tubes, from purchased iron and steel.....		331210-0	06/82	538.022	511.555	496.886	490.231	481.454
Pipe and tube, carbon.....		331210-02	12/10	209.127	197.062	191.021	189.272	184.980
Pipe and tube, alloy.....		331210-03	12/10	151.016	145.214	140.221	136.193	135.867
Pipe and tube, stainless.....		331210-04	12/10	130.175	128.836	127.186	124.281	123.621
Secondary products and miscellaneous receipts.....		331210-SM1						
Rolling & drawing of purchased steel.....	33122		12/03	278.992	274.640	263.795	253.039	248.048
Rolled steel shape mfg.....	331221		06/82	342.180	335.932	316.813	295.801	287.121
Primary products.....		331221-P	06/82	320.278	314.001	290.998	269.326	260.588
Cold rolled steel sheet and strip, made from purchased steel.....		331221-1	06/82	365.394	357.576	321.000	287.788	275.013
Cold finished steel bars and bar shapes, made from purchased steel.....		331221-3	06/82	277.871	273.498	270.424	265.489	262.492
Secondary products and miscellaneous receipts.....		331221-SM						
Steel wire drawing.....	331222		06/82	331.296	327.053	320.160	315.230	311.908
Primary products.....		331222-P	06/82	339.170	334.715	327.403	322.174	317.910
Steel wire, including galvanized and other coated wire.....		331222-5	06/82	307.772	304.693	297.253	293.842	288.728
Carbon steel wire.....		331222-5A	06/82	308.578	306.797	300.426	296.333	292.180
Stainless steel wire.....		331222-5C	06/82	246.272	242.730	242.668	-	-
Secondary products and miscellaneous receipts.....		331222-SM						
Miscellaneous receipts.....		331222-M	03/98	151.789	143.802	143.802	143.802	143.802
Alumina & aluminum production & processing.....	3313		12/03	159.346	157.277	154.846	154.147	152.729
Alumina & aluminum production & processing.....	33131		12/03	159.438	157.368	154.935	154.236	152.817
Secondary smelting and alloying of aluminum.....	331314		12/03	187.071	184.691	181.022	178.053	175.196
Primary products.....		331314-P	06/80	202.069	199.432	195.405	191.974	189.079
Aluminum ingot, including billet, made by secondary smelters.....		331314-2	12/03	190.762	188.021	183.862	180.342	177.311
Aluminum and aluminum-base alloys powders, paste, and flakes.....		331314-5	12/03	141.866	141.946	141.866	141.618	141.865
Secondary products and miscellaneous receipts.....		331314-SM						
Aluminum sheet, plate, and foil mfg.....	331315		06/81	208.292	205.539	202.394	203.940	201.776
Primary products.....		331315-P	06/81	215.278	212.433	209.183	210.781	208.544
Aluminum sheet, plate, and foil.....		331315-0	06/81	215.278	212.433	209.183	210.781	208.544
Other aluminum rolling, drawing, and extruding.....	331318		12/81	268.480	266.200	262.736	259.435	256.967
Primary products.....		331318-P	12/81	278.216	275.873	272.504	269.192	266.678
Other extruded aluminum shapes, including rod, bar, and wire.....		331318-0	12/81	296.065	293.572	289.987	286.462	283.787
Secondary products and miscellaneous receipts.....		331318-SM						
Nonferrous (exc alum) production & processing.....	3314		12/03	279.382	277.097	276.961	273.208	274.810
Nonferrous metal (except aluminum) smelting and refining.....	33141		12/03	292.665	294.054	299.221	-	-
Nonferrous metal (except aluminum) smelting and refining.....	331410		12/09	115.206	115.753	117.786	-	-
Primary products.....		331410-P	12/09	119.791	120.336	122.494	-	-
Secondary products and miscellaneous receipts.....		331410-SM1						
Copper rolling/drawing/extruding & alloying.....	33142		12/03	313.228	310.354	310.397	310.112	309.114
Copper rolling, drawing, extruding, and alloying.....	331420		12/11	123.687	122.552	122.565	122.454	122.060
Primary products.....		331420-P	12/11	123.700	122.565	122.867	122.663	122.280
Copper wire and cable.....		331420-A	12/03	272.462	273.342	273.854	272.543	270.790
Copper and copper alloy mill shapes, except wire and cable.....		331420-B	12/22	101.070	99.105	99.171	99.305	99.214
Secondary products and miscellaneous receipts.....		331420-SM						
Miscellaneous receipts.....		331420-M	12/11	140.041	139.261	139.498	139.177	138.649
Other nonferrous roll/draw/extruding/alloying.....	33149		12/03	245.226	242.023	239.472	238.166	240.249
Nonferrous metal (except copper and aluminum) rolling, drawing, and extruding.....	331491		12/03	223.924	223.928	220.639	219.502	220.729
Primary products.....		331491-P	12/03	194.005	193.837	190.947	190.020	191.095
All other nonferrous metal mill shapes.....		331491-D	06/82	306.507	307.288	305.607	300.264	298.478
Nickel and nickel-base alloy mill shapes.....		331491-2	06/82	295.567	294.150	279.403	275.891	276.431
Titanium and titanium-base alloy mill shapes.....		331491-3	06/82	190.640	190.640	190.640	192.560	195.599
Secondary products and miscellaneous receipts.....		331491-SM						
Secondary products.....		331491-S	06/82	388.342	388.403	388.463	393.764	394.317
Secondary smelting, refining, and alloying of nonferrous metal (except copper and aluminum).....	331492		12/03	269.772	263.308	261.468	259.986	262.950
Primary products.....		331492-P	12/03	269.407	262.676	260.759	259.216	262.303
All other miscellaneous secondary nonferrous metals, including secondary lead and zinc.....		331492-B	06/11	89.310	85.106	84.868	84.213	87.732
Secondary products and miscellaneous receipts.....		331492-SM						
Foundries.....	3315		12/03	203.230	202.987	202.541	202.588	202.460

See footnotes at end of table.

Table 11. Producer price indexes for net output of selected industries and their products, not seasonally adjusted — Continued
 [September 2023]

Title ¹	Industry code	Product code	Index base	Unadjusted index ²				
				May 2023	June 2023 ^P	July 2023 ^P	Aug. 2023 ^P	Sept. 2023 ^P
Ferrous metal foundries.....	33151		12/84	292.030	292.214	291.063	291.241	291.192
Iron foundries.....	331511		12/80	342.152	342.237	342.641	340.520	339.896
Primary products.....		331511-P	12/80	328.235	328.319	328.721	326.611	325.508
Ductile iron pressure pipe and fittings.....		331511-1	12/80	431.780	431.780	437.189	424.036	422.927
Other ductile iron castings.....		331511-3	06/86	218.435	218.988	217.912	217.540	216.626
Other ductile iron castings for automotive uses.....		331511-31	06/12	112.595	112.693	112.057	112.008	111.085
Other ductile iron castings for all other uses.....		331511-32	06/12	140.848	141.341	140.706	140.363	140.101
Other gray iron castings.....		331511-9	12/03	210.892	210.296	211.850	210.278	209.586
Secondary products and miscellaneous receipts.....		331511-SM						
Steel investment foundries.....	331512		06/81	371.468	371.469	364.065	364.068	364.068
Primary products.....		331512-P	06/81	353.866	353.866	346.769	346.769	346.769
Steel investment castings.....		331512-0	06/81	353.866	353.866	346.769	346.769	346.769
Secondary products and miscellaneous receipts.....		331512-SM						
Secondary products.....		331512-S	06/81	514.623	514.801	514.818	515.659	515.659
Steel foundries, except investment.....	331513		06/81	277.501	278.193	278.344	284.203	285.431
Primary products.....		331513-P	12/03	209.542	210.077	210.035	214.569	215.556
Carbon steel castings, except investment.....		331513-1	06/81	297.179	297.774	297.651	297.651	303.119
Alloy steel castings, excluding investment.....		331513-4	12/17	146.215	146.616	146.597	150.850	150.850
High alloy steel castings, except investment.....		331513-41	06/81	403.123	403.123	403.123	-	-
Other alloy steel castings, except investment.....		331513-43	12/03	191.972	193.486	193.414	209.455	209.455
Secondary products and miscellaneous receipts.....		331513-SM						
Nonferrous metal foundries.....	33152		12/84	251.602	250.674	250.728	250.654	250.336
Nonferrous metal die-casting foundries.....	331523		12/11	121.978	121.633	121.440	121.115	120.829
Primary products.....		331523-P	12/11	123.180	122.776	122.580	122.239	121.944
Aluminum die-castings.....		331523-1	06/83	192.753	192.492	192.190	191.652	191.067
Nonferrous (except aluminum) die-castings.....		331523-3	06/91	259.252	256.529	256.093	255.402	255.402
Secondary products and miscellaneous receipts.....		331523-SM						
Secondary products.....		331523-S	12/11	110.973	112.910	112.786	112.907	112.885
Aluminum foundries, except die-casting.....	331524		06/91	229.789	229.948	231.562	232.314	232.314
Primary products.....		331524-P	06/91	209.955	210.130	210.146	210.972	210.972
Aluminum castings, excluding die-castings.....		331524-0	06/91	209.955	210.130	210.146	210.972	210.972
Secondary products and miscellaneous receipts.....		331524-SM						
Secondary products.....		331524-S1	06/08	286.913	286.913	298.777	298.777	298.777
Other nonferrous metal foundries, except die-casting.....	331529		12/11	144.533	142.951	142.490	142.711	142.710
Primary products.....		331529-P	12/11	140.617	139.070	138.598	138.826	138.826
Copper foundries (excluding die-casting).....		331529-5	06/83	413.327	404.808	402.212	403.464	403.464
Secondary products and miscellaneous receipts.....		331529-SM						
Fabricated metal product mfg.....	332		12/84	278.115	278.294	278.618	278.234	277.680
Forging & stamping.....	3321		12/03	177.238	176.298	175.423	174.524	174.641
Forging & stamping.....	33211		12/03	177.267	176.327	175.452	174.552	174.670
Iron and steel forging.....	332111		12/83	195.932	195.037	192.082	191.699	191.716
Primary products.....		332111-P	12/83	192.994	192.074	188.785	188.391	188.409
Hot impression die impact, press and upset steel forgings.....		332111-1	12/83	204.762	203.767	198.930	198.416	198.439
Hot impression die impact, press and upset carbon steel forgings.....		332111-11	12/83	-	-	201.822	201.785	202.210
Hot impression die impact, press and upset alloy steel forgings.....		332111-12	12/83	188.689	186.148	184.385	183.371	183.020
Secondary products and miscellaneous receipts.....		332111-SM						
Nonferrous forging.....	332112		12/83	178.202	178.179	178.732	178.667	178.667
Primary products.....		332112-P	12/83	197.476	197.467	198.120	198.047	198.047
Hot impression die impact, press and upset nonferrous forgings.....		332112-4	12/83	209.141	209.131	209.907	209.820	209.820
Hot impression die impact, press, and upset aluminum and aluminum alloy forgings.....		332112-41	12/83	231.892	231.873	231.606	231.606	231.606
Hot impression die impact, press, and upset titanium and titanium alloy forgings.....		332112-42	12/83	163.975	163.975	166.092	166.092	166.092
Other nonferrous hot impression die impact, press, and upset forgings.....		332112-43	06/98	161.005	161.005	161.970	161.005	161.005
Secondary products and miscellaneous receipts.....		332112-SM						
Custom roll forming.....	332114		12/03	190.008	185.429	181.791	181.209	180.941
Primary products.....		332114-P	12/84	217.819	211.823	207.059	206.684	206.187
Custom roll formed products (steel, aluminum and other metal).....		332114-0	06/90	211.481	205.659	201.033	200.669	200.187
Secondary products and miscellaneous receipts.....		332114-SM						
Powder metallurgy part mfg.....	332117		12/03	134.586	134.586	136.197	-	-
Primary products.....		332117-P	12/03	135.186	135.186	136.804	-	-
Powder metallurgy parts.....		332117-0	12/91	138.746	138.746	140.406	-	-
Other metal stamping, except automotive.....	332119		06/84	253.801	255.258	257.111	254.546	255.233
Primary products.....		332119-P	12/03	196.916	198.975	200.158	198.718	199.328

See footnotes at end of table.

Table 11. Producer price indexes for net output of selected industries and their products, not seasonally adjusted — Continued
[September 2023]

Title ¹	Industry code	Product code	Index base	Unadjusted index ²				
				May 2023	June 2023 ^p	July 2023 ^p	Aug. 2023 ^p	Sept. 2023 ^p
Other metal stamping, except automotive - Continued								
Metal job stampings, except automotive.....		332119-3	06/84	257.419	261.383	262.759	259.988	261.162
Motor and generator metal job stamping.....		332119-32	06/07	129.505	129.505	133.610	132.463	132.463
Other metal job stampings.....		332119-33	06/07	176.877	176.877	177.989	175.367	176.359
Secondary products and miscellaneous receipts.....		332119-SM						
Cutlery & handtool mfg.	3322		12/03	161.788	162.032	161.870	161.795	161.745
Cutlery & handtool mfg.	33221		12/03	161.772	162.016	161.854	161.779	161.729
Metal cookware, cutlery, and flatware mfg.	332215		12/11	128.956	128.956	128.390	128.390	128.390
Primary products.....		332215-P	12/11	128.319	128.319	127.762	127.762	127.762
Cutlery, scissors, shears, trimmers, and snips.....		332215-2	12/83	298.169	298.169	292.141	292.141	292.141
Secondary products and miscellaneous receipts.....		332215-SM						
Miscellaneous receipts.....		332215-M	12/11	135.303	135.303	134.329	134.329	134.329
Secondary products.....		332215-S	12/11	133.418	133.418	133.418	133.418	133.418
Saw blade, handsaw, and hand and edge tool mfg.	332216		12/11	134.036	134.339	134.427	134.334	134.273
Primary products.....		332216-P	12/11	133.296	133.616	133.710	133.611	133.567
Edge tools, hand-operated.....		332216-4	06/96	213.133	213.133	213.133	213.133	213.133
All other miscellaneous hand tools, except handsaws.....		332216-7	12/11	135.514	135.514	135.514	135.448	135.448
Secondary products and miscellaneous receipts.....		332216-SM						
Miscellaneous receipts.....		332216-M	12/11	136.754	136.909	136.909	136.909	136.909
Secondary products.....		332216-S	12/11	137.637	137.639	137.640	137.658	137.256
Architectural & structural metals mfg.	3323		12/03	255.769	256.433	256.609	257.003	256.167
Plate work & fabricated structural prod mfg.	33231		12/03	276.069	276.971	277.401	277.726	275.994
Prefabricated metal buildings and components mfg.	332311		12/81	505.900	510.752	516.339	516.138	513.039
Primary products.....		332311-P	12/81	524.330	529.538	535.027	535.226	531.650
Prefabricated metal bldg & component systems (excl. farm service bldgs, resid. bldgs, & parts).....		332311-1	12/81	579.152	579.145	586.377	584.247	580.838
Other prefabricated and portable metal buildings and parts.....		332311-3	12/81	409.174	425.421	427.232	432.358	428.421
Secondary products and miscellaneous receipts.....		332311-SM						
Fabricated structural metal mfg.	332312		12/03	271.462	272.149	272.098	272.562	270.488
Primary products.....		332312-P	06/82	353.102	354.072	354.011	354.679	351.097
Fabricated structural metal bar joists and concrete reinforcing bars.....		332312-1	06/82	354.162	354.949	357.137	356.077	345.975
Fabricated structural iron and steel for industrial buildings metal bar joists, short span.....		332312-11	06/11	167.991	167.468	166.735	166.735	167.032
Fabricated structural iron & steel for commercial, residential, institutional, & public bldgs.....		332312-12	06/11	209.297	210.043	211.890	211.107	203.542
Other fabricated structural metal.....		332312-5	06/82	360.637	361.292	360.979	362.218	363.565
Fabricated structural metal for bridges.....		332312-6	06/82	262.946	267.657	252.982	261.885	268.130
Secondary products and miscellaneous receipts.....		332312-SM						
Plate work mfg.	332313		12/03	224.927	224.927	224.927	224.968	—
Primary products.....		332313-P	12/03	222.292	222.292	222.292	222.292	—
Fabricated plate work (stacks and weldments).....		332313-0	03/80	337.154	337.154	337.154	337.154	—
Secondary products and miscellaneous receipts.....		332313-SM1						
Ornamental & architectural metal prod mfg.	33232		12/03	238.648	239.089	239.022	239.485	239.508
Metal window and door mfg.	332321		06/83	409.601	409.099	408.865	410.096	411.770
Primary products.....		332321-P	06/83	428.512	427.974	427.719	429.037	430.848
Metal molding and trim and store fronts.....		332321-B	06/83	1,068.587	1,067.305	1,067.266	1,067.266	1,067.266
Metal windows (except storm sash).....		332321-D	06/83	407.203	405.774	405.148	405.137	405.242
Metal doors (except storm doors).....		332321-1	06/83	415.290	414.946	414.739	416.642	419.228
Metal window and door screens (except combination screens) and metal weather strip.....		332321-9	06/83	345.474	345.239	345.239	345.239	345.239
Secondary products and miscellaneous receipts.....		332321-SM						
Secondary products.....		332321-S	06/83	339.456	339.348	339.348	339.692	339.692
Sheet metal work mfg.	332322		12/82	297.569	299.134	299.265	299.991	299.189
Primary products.....		332322-P	12/82	293.672	295.449	295.763	296.643	295.770
Sheet metal electronic enclosures.....		332322-C	06/11	144.679	146.316	147.072	148.537	148.558
Steel sheet metal computer & peripheral equipment enclosures.....		332322-C1	06/11	132.654	133.085	133.958	137.024	137.024
Aluminum sheet metal computer & peripheral equipment enclosures.....		332322-C2	06/11	167.715	178.602	179.127	179.100	179.100
Other sheet metal electronic enclosures (excluding computers).....		332322-C3	06/11	135.290	135.567	136.179	136.186	136.234
Other sheet metal work.....		332322-G	12/03	167.701	166.638	166.460	167.077	167.074
Aluminum and other sheet metal work.....		332322-G3	06/11	131.399	127.749	127.498	128.365	128.362
Sheet metal air-conditioning ducts and stove pipe.....		332322-1	12/03	293.527	292.613	292.613	290.678	290.678
Sheet metal roofing and roof drainage equipment.....		332322-7	12/03	242.956	250.913	249.890	249.592	246.506
Secondary products and miscellaneous receipts.....		332322-SM						
Secondary products.....		332322-S	12/03	199.889	199.894	200.461	201.016	200.993
Ornamental and architectural metal work mfg.	332323		12/83	495.253	494.621	493.899	493.531	493.783

See footnotes at end of table.

Table 11. Producer price indexes for net output of selected industries and their products, not seasonally adjusted — Continued
 [September 2023]

Title ¹	Industry code	Product code	Index base	Unadjusted index ²				
				May 2023	June 2023 ^p	July 2023 ^p	Aug. 2023 ^p	Sept. 2023 ^p
Ornamental and architectural metal work mfg - Continued								
Primary products.....		332323-P	12/83	536.353	535.807	535.146	534.771	535.016
Open metal flooring, grating, and studs.....		332323-6	12/97	—	303.922	—	—	—
Ornamental and architectural metal work.....		332323-8	12/97	405.502	404.992	403.907	403.505	403.907
Iron, steel, and aluminum stairs, staircases, and fire escapes.....		332323-81	12/83	595.072	594.159	593.254	592.515	592.515
Steel and aluminum fences, gates (not wire), and railings and window guards... ..		332323-82	12/97	296.732	296.527	295.028	294.887	295.787
Other architectural and ornamental work.....		332323-9	12/97	304.693	304.693	304.693	304.693	304.693
Other aluminum and metal architectural and ornamental work.....		332323-91	12/88	318.278	318.278	318.278	318.278	318.278
Metal stalls and corrals.....		332323-94	05/17	144.775	144.775	144.775	144.775	—
Secondary products and miscellaneous receipts.....		332323-SM						
Secondary products.....		332323-S	12/83	243.358	240.318	237.548	236.866	237.560
Boiler, tank & shipping container mfg.....	3324		12/03	226.298	226.200	226.738	225.019	224.913
Power boiler & heat exchanger mfg.....	33241		12/03	249.693	249.693	252.923	253.247	253.244
Power boiler and heat exchanger mfg.....	332410		12/03	249.864	249.864	253.095	253.420	253.417
Primary products.....		332410-P	12/03	249.918	249.918	253.239	253.581	253.581
Fabricated heat exchangers and steam condensers (excluding nuclear applications).....		332410-1	03/80	520.082	520.082	520.292	521.296	521.296
Secondary products and miscellaneous receipts.....		332410-SM						
Secondary products.....		332410-S	03/80	470.037	470.037	484.894	—	—
Metal tank (heavy gauge) mfg.....	33242		12/03	241.224	241.219	241.003	241.448	241.071
Metal tanks, heavy gauge, mfg.....	332420		12/03	241.094	241.090	240.874	241.319	240.942
Primary products.....		332420-P	12/03	235.922	236.122	235.609	235.574	235.633
Metal tanks, heavy gauge.....		332420-0	12/03	235.922	236.122	235.609	235.574	235.633
Secondary products and miscellaneous receipts.....		332420-SM						
Secondary products.....		332420-S	03/80	338.196	335.738	339.041	345.289	339.650
Light gauge metal container mfg.....	33243		12/84	222.518	222.331	222.344	218.666	218.661
Metal can mfg.....	332431		06/81	221.199	221.057	220.764	216.151	216.145
Primary products.....		332431-P	06/81	219.904	219.780	219.499	214.878	214.873
Steel cans and tinware products.....		332431-1	06/81	338.370	337.927	337.927	337.927	—
Aluminum cans (including lids, ends, and parts shipped separately).....		332431-3	06/81	155.576	155.565	155.234	149.774	149.767
Secondary products and miscellaneous receipts.....		332431-SM						
Other metal container mfg.....	332439		12/03	270.324	269.870	271.438	271.835	271.835
Primary products.....		332439-P	12/03	278.699	278.171	279.992	282.052	282.052
Steel shipping barrels & drums, exc. beer barrels (more than 12-gallon capacity)...		332439-3	06/83	449.322	446.438	456.393	467.092	467.092
All other metal containers.....		332439-6	12/03	220.628	220.628	220.628	218.384	218.384
Secondary products and miscellaneous receipts.....		332439-SM						
Secondary products.....		332439-S	12/03	212.162	212.162	212.162	202.589	202.589
Hardware mfg.....	3325		12/03	202.997	202.927	203.054	203.013	203.034
Hardware mfg.....	33251		12/03	202.997	202.927	203.054	203.013	203.034
Hardware mfg.....	332510		06/85	272.279	272.186	272.356	272.301	272.330
Primary products.....		332510-P	06/85	259.879	259.760	259.942	259.885	259.914
All other miscellaneous hardware.....		332510-A	06/85	462.088	461.152	461.395	460.858	461.348
Furniture hardware (excluding cabinet hardware).....		332510-2	06/85	291.604	290.351	290.351	289.841	289.841
Builders' hardware, including fabricated metal safe and vault locks, & cabinet hardware.....		332510-4	06/85	297.598	297.598	297.598	297.598	297.598
Motor vehicle hardware (lock units, door & window handles, window regulators, hinges, etc.).....		332510-6	06/85	173.459	173.459	173.459	173.459	—
Other transportation equipment hardware, incl. marine & aircraft (excl. motor vehicle hardware).....		332510-7	06/85	—	—	424.602	424.602	—
Secondary products and miscellaneous receipts.....		332510-SM						
Miscellaneous receipts.....		332510-M	07/85	391.881	393.742	392.811	392.811	392.811
Secondary products.....		332510-S	06/85	334.666	334.666	334.666	334.799	334.799
Spring & wire product mfg.....	3326		12/03	270.502	271.770	271.285	271.216	271.457
Spring & wire product mfg.....	33261		12/03	270.502	271.770	271.285	271.216	271.457
Spring mfg.....	332613		12/11	214.624	216.216	216.953	216.864	216.658
Primary products.....		332613-P	12/11	227.496	229.269	230.089	229.990	229.761
Cold formed steel springs, except wire.....		332613-3	06/81	509.179	509.697	509.846	509.622	509.176
Precision mechanical wire springs.....		332613-5	12/82	288.717	287.987	291.392	290.925	291.050
Precision mechanical extension- and torsion-type wire springs.....		332613-51	06/01	226.269	224.775	228.120	227.242	227.667
Precision mechanical compression-type wire springs.....		332613-52	06/01	203.488	203.488	205.511	205.467	205.372
Secondary products and miscellaneous receipts.....		332613-SM						
Secondary products.....		332613-S	12/11	118.229	118.186	118.259	118.259	118.259
Other fabricated wire product mfg.....	332618		12/82	335.110	335.624	333.033	333.031	334.026
Primary products.....		332618-P	12/82	321.983	321.846	318.459	318.814	319.963

See footnotes at end of table.

Table 11. Producer price indexes for net output of selected industries and their products, not seasonally adjusted — Continued
 [September 2023]

Title ¹	Industry code	Product code	Index base	Unadjusted index ²				
				May 2023	June 2023 ^P	July 2023 ^P	Aug. 2023 ^P	Sept. 2023 ^P
Other fabricated wire product mfg - Continued								
Other ferrous wire products, excluding springs, made from purchased wire.....		332618-B	12/82	368.643	365.317	365.278	365.325	365.325
Other fabricated wire products, made from purchased wire.....		332618-2	06/85	174.856	174.856	171.199	171.199	171.199
Ferrous wire cloth and other ferrous woven wire products, made from purchased wire.....		332618-3	12/82	194.179	192.868	192.868	192.868	192.868
Steel fencing and fence gates, made from purchased wire.....		332618-7	12/82	468.159	475.825	476.297	480.539	474.411
Steel nails, staples, tacks, spikes, and brads, made from purchased wire.....		332618-9	12/03	251.544	251.570	—	—	—
Secondary products and miscellaneous receipts.....		332618-SM						
Secondary products.....		332618-S	12/82	696.376	696.266	695.882	698.709	699.493
Mach shops, turn prod, screw, nut, bolt mfg.....	3327		12/03	171.436	171.912	171.908	171.344	171.354
Machine shops.....	33271		12/03	150.786	150.786	151.015	151.015	151.015
Machine shops.....	332710		06/84	200.582	200.582	200.887	200.887	200.887
Primary products.....		332710-P	06/84	199.006	199.006	199.338	199.338	199.338
Machine shop job work and job order repairs.....		332710-0	06/84	197.617	197.617	197.947	197.947	197.947
Secondary products and miscellaneous receipts.....		332710-SM						
Turned product & screw, nut & bolt mfg.....	33272		12/84	253.738	255.164	254.759	253.069	253.102
Precision turned product mfg.....	332721		12/83	247.926	249.450	248.608	246.216	246.218
Primary products.....		332721-P	12/83	234.730	236.341	235.451	232.922	232.924
Precision turned products, automotive.....		332721-1	12/83	162.942	165.593	166.119	166.119	166.119
Precision turned products, except automotive.....		332721-3	12/83	267.143	268.142	266.507	262.673	262.677
Secondary products and miscellaneous receipts.....		332721-SM						
Bolt, nut, screw, rivet, and washer mfg.....	332722		06/82	287.400	288.783	289.114	288.507	288.597
Primary products.....		332722-P	06/82	295.138	296.638	296.943	296.286	296.383
Nonthreaded metal fasteners (except aircraft types).....		332722-B	06/82	270.413	270.859	270.896	270.078	270.078
Aircraft fasteners, except plastics (including aerospace).....		332722-1	06/82	591.443	591.482	591.482	591.482	591.482
Externally threaded metal fasteners (except aircraft types).....		332722-3	06/82	251.020	253.108	253.119	252.111	252.290
Hex bolts, including heavy, tap-and-joint (excluding high-strength structural & aircraft types).....		332722-3122	06/82	207.794	209.078	210.131	210.959	210.965
Other metal bolts, including square, round, plow, high-strength structural, & bent bolts.....		332722-3133	12/99	302.018	302.018	301.411	301.411	301.411
Cap, set, machine, lag, flange, and self-locking screws (except aircraft types) ...		332722-3144	12/87	300.871	300.668	301.369	298.748	298.748
Internally threaded fasteners (except aircraft types).....		332722-5	06/82	152.350	154.211	153.970	153.763	153.763
Secondary products and miscellaneous receipts.....		332722-SM						
Miscellaneous receipts.....		332722-M	06/82	259.743	259.743	262.559	262.559	262.559
Coating/engrave/heat treating & other activity.....	3328		12/03	173.247	172.828	174.967	175.324	174.636
Coating/engrave/heat treating & other activity.....	33281		12/84	238.364	237.789	240.731	241.223	240.276
Metal heat treating.....	332811		06/85	239.237	239.237	247.624	247.624	247.624
Primary products.....		332811-P	06/85	210.202	210.202	215.809	215.809	215.809
Heat treating of metal for the trade (pickling, annealing, etc.).....		332811-0	06/85	210.202	210.202	215.809	215.809	215.809
Secondary products and miscellaneous receipts.....		332811-SM						
Metal coating and nonprecious engraving.....	332812		12/84	204.057	202.049	204.233	205.073	203.457
Primary products.....		332812-P	12/84	212.749	210.471	212.949	213.902	212.069
Metal coating, engraving, and allied services.....		332812-0	12/84	212.749	210.471	212.949	213.902	212.069
Secondary products and miscellaneous receipts.....		332812-SM						
Electroplating, anodizing and coloring metal.....	332813		12/84	258.279	260.681	259.732	259.732	259.732
Primary products.....		332813-P	12/84	264.808	267.406	266.379	266.379	266.379
Electroplating, plating, polishing, anodizing and coloring metal.....		332813-0	12/84	264.808	267.406	266.379	266.379	266.379
Secondary products and miscellaneous receipts.....		332813-SM						
Other fabricated metal product mfg.....	3329		12/03	210.672	210.459	210.749	210.503	209.674
Metal valve mfg.....	33291		12/03	234.464	234.439	234.924	234.529	234.682
Industrial valve mfg.....	332911		06/91	327.152	327.884	327.879	330.399	330.365
Primary products.....		332911-P	06/91	338.572	339.353	339.348	342.090	342.090
Automatic regulating and control valves and parts (except nuclear), power operated.....		332911-F	12/82	406.733	407.112	407.112	407.112	407.112
Industrial valves for water works and municipal equipment (IBBM, AWWA, and UL).....		332911-N	06/91	378.901	378.901	378.876	378.876	378.876
Industrial ball valves (all metals, pressures, and types), incl. manual & power operated.....		332911-Q	06/91	—	—	—	458.701	458.701
Industrial butterfly valves (all metals, pressures, and types), incl. manual & power operated.....		332911-R	06/91	264.688	267.347	267.347	267.347	267.347
All other miscellaneous industrial valves.....		332911-X	06/91	290.515	290.515	290.515	294.981	294.981
Gates, globes, angles and other industrial valves.....		332911-1	06/91	367.034	367.034	367.034	367.034	367.034
Secondary products and miscellaneous receipts.....		332911-SM						
Miscellaneous receipts.....		332911-M	06/91	248.894	250.502	250.502	250.502	250.502
Secondary products.....		332911-S	06/91	274.260	274.260	274.260	274.980	274.438

See footnotes at end of table.

Table 11. Producer price indexes for net output of selected industries and their products, not seasonally adjusted — Continued
[September 2023]

Title ¹	Industry code	Product code	Index base	Unadjusted index ²				
				May 2023	June 2023 ^P	July 2023 ^P	Aug. 2023 ^P	Sept. 2023 ^P
Fluid power valve and hose fitting mfg.	332912		06/91	310.251	309.418	311.422	308.996	309.395
Primary products.		332912-P	06/91	316.708	317.424	320.030	317.638	318.064
Nonaerospace type hydraulic and pneumatic assemblies of hose.		332912-N	12/98	148.851	148.977	148.992	150.659	150.929
Nonaerospace type flared (metal) fittings, couplings and assemblies.		332912-T	06/91	228.573	228.573	228.573	231.229	231.229
Nonaerospace type flareless fittings and couplings (incl. nonmetal fittings).		332912-U	06/91	227.676	227.676	227.676	227.676	227.676
Aerospace type hydraulic fluid power valves.		332912-1	06/91	181.506	183.768	183.768	183.768	185.617
Nonaerospace type hydraulic directional control valves.		332912-5	06/91	239.219	239.219	239.219	239.219	239.219
Nonaerospace type hydraulic valves, except directional control.		332912-7	12/98	262.769	262.769	260.618	260.618	260.618
Nonaerospace type pneumatic directional control valves.		332912-9	06/91	254.330	257.155	257.304	257.304	257.304
Secondary products and miscellaneous receipts.		332912-SM						
Plumbing fixture fitting and trim mfg.	332913		06/83	365.096	365.085	365.193	365.137	365.218
Primary products.		332913-P	06/83	363.026	363.026	363.026	363.026	363.026
Miscellaneous metal and nonmetal plumbing fixtures, fittings, and trim.		332913-6	06/83	395.435	395.435	395.435	395.435	395.435
Metal and nonmetal lavatory and sink fittings, excluding single control.		332913-7	06/98	193.719	193.719	193.719	193.719	193.719
Secondary products and miscellaneous receipts.		332913-SM						
Other metal valve and pipe fitting mfg.	332919		12/82	383.765	383.748	383.134	378.133	378.731
Primary products.		332919-P	12/82	412.996	412.977	412.468	406.795	407.475
Plumbing and heating valves and specialties, except plumbers' brass goods.		332919-1	12/82	395.159	395.159	391.618	—	—
Metal fittings, flanges, and unions for pipe fittings.		332919-4	12/82	497.884	497.858	497.793	489.979	490.915
Secondary products and miscellaneous receipts.		332919-SM						
Secondary products.		332919-S	12/82	246.470	246.470	244.398	244.398	244.398
All other fabricated metal product mfg.	332999		12/03	193.771	193.383	193.529	193.383	191.874
Ball and roller bearing mfg.	332991		06/83	346.883	346.928	346.928	346.663	347.134
Primary products.		332991-P	06/83	335.327	335.499	335.499	334.243	335.154
Ball bearings, complete, unmounted.		332991-1	06/83	286.842	286.842	286.842	286.583	286.682
Tapered roller bearings (including cups & cones), unmounted.		332991-3	06/83	391.108	391.108	391.108	391.108	391.436
Other roller bearings, unmounted.		332991-5	06/83	365.713	365.713	365.713	365.713	365.713
Mounted bearings (excluding plain).		332991-7	06/83	472.699	473.446	473.446	473.446	481.492
Parts and components for ball and roller bearings (including balls and rollers) sold separately.		332991-9	06/83	199.243	200.176	200.176	192.994	196.439
Secondary products and miscellaneous receipts.		332991-SM						
Secondary products.		332991-S	06/83	371.299	371.299	371.299	371.299	—
Small arms ammunition mfg.	332992		06/85	302.894	303.233	303.300	300.968	300.944
Primary products.		332992-P	06/85	336.939	337.370	337.370	334.402	334.402
Other ammunition products.		332992-08	12/22	101.331	101.331	101.331	101.331	—
Secondary products and miscellaneous receipts.		332992-SM						
Ammunition, except small arms, manufacturing.	332993		12/85	271.236	271.230	271.873	271.292	267.707
Primary products.		332993-P	12/85	252.930	252.930	253.390	253.390	243.078
Ammunition (excluding small arms), more than 30 mm (1.18 in.).		332993-0	12/85	252.930	252.930	253.390	253.390	243.078
Secondary products and miscellaneous receipts.		332993-SM1						
Fabricated pipe and pipe fitting mfg.	332996		06/81	451.384	445.727	447.691	446.636	447.625
Primary products.		332996-P	06/81	395.011	389.214	389.055	387.974	388.987
Fabricated pipe and pipe fittings made from purchased pipe.		332996-0	12/02	261.226	257.392	257.287	256.572	257.242
Secondary products and miscellaneous receipts.		332996-SM						
Miscellaneous fabricated metal product mfg.	332999		12/03	182.087	182.140	181.733	182.046	178.524
Primary products.		332999-P	12/03	181.741	181.625	181.120	181.480	178.735
All other miscellaneous fabricated metal products.		332999-N	06/85	237.979	237.234	236.536	237.034	233.240
Secondary products and miscellaneous receipts.		332999-SM						
Secondary products.		332999-S	12/03	198.246	204.901	204.902	204.906	204.904
Small arms, ordnance, and ordnance accessories mfg.	33299T		12/11	106.934	106.934	107.506	107.506	107.506
Primary products.		33299T-P	12/11	107.324	107.324	107.785	107.785	107.785
Single barrel shotguns, other small firearms n.e.c., and parts & attachments for small arms.		33299T-45	06/13	106.530	106.530	106.530	106.530	106.530
Secondary products and miscellaneous receipts.		33299T-SM						
Machinery manufacturing.	333		12/03	178.150	178.270	178.982	179.159	179.474
Agricultural, construction, and mining machinery mfg.	3331		12/03	180.431	180.545	182.027	181.726	181.916
Agricultural implement manufacturing.	33311		12/03	172.883	173.068	173.430	173.293	173.478
Farm machinery and equipment mfg.	333111		12/82	287.430	287.845	288.628	288.312	288.683
Primary products.		333111-P	12/82	287.960	288.329	289.107	288.790	289.160
Haying machinery and attachments.		333111-A	12/82	320.310	320.310	336.116	336.116	336.116
Parts for farm machinery, for sale separately.		333111-C	12/82	263.273	261.184	261.529	263.008	263.196
Farm plows, harrows, rollers, pulverizers, etc., and attachments.		333111-E	12/02	283.843	289.896	289.896	289.896	289.896
All other farm machinery and equipment, excluding parts, including attachments.		333111-G	12/82	366.495	367.544	367.544	367.735	367.735
Commercial turf and grounds care equipment, including parts and attachments.		333111-J	12/82	259.236	259.335	259.335	259.335	261.338
Farm dairy equipment, sprayers and dusters, farm blowers, and attachments.		333111-4	12/82	279.312	279.312	279.312	279.312	279.704

See footnotes at end of table.

Table 11. Producer price indexes for net output of selected industries and their products, not seasonally adjusted — Continued
[September 2023]

Title ¹	Industry code	Product code	Index base	Unadjusted index ²				
				May 2023	June 2023 ^P	July 2023 ^P	Aug. 2023 ^P	Sept. 2023 ^P
Farm machinery and equipment mfg - Continued								
Planting, seeding, and fertilizing machinery and attachments.....		333111-7	12/82	287.134	287.495	286.673	282.519	282.519
Harvesting machinery (except hay and straw) and attachments.....		333111-9	12/82	321.542	322.091	323.057	—	—
Secondary products and miscellaneous receipts.....		333111-SM						
Miscellaneous receipts.....		333111-M	12/82	309.543	309.543	311.251	311.251	312.520
Secondary products.....		333111-S	12/82	272.630	273.006	273.428	274.664	274.664
Lawn and garden equipment mfg.....	333112		12/82	166.733	166.702	166.693	166.732	166.786
Primary products.....		333112-P	12/82	170.679	170.644	170.635	170.677	170.677
Consumer nonriding lawn, garden, and snow equipment.....		333112-1	12/82	151.840	151.769	151.584	151.584	151.584
Consumer riding lawn, garden, and snow equipment.....		333112-3	12/82	187.500	187.500	187.500	187.500	187.500
Parts and attachments for consumer lawn, garden, and snow equipment.....		333112-7	06/03	157.634	157.634	158.410	158.821	158.821
Secondary products and miscellaneous receipts.....		333112-SM						
Secondary products.....		333112-S	12/82	142.379	142.379	142.379	142.380	143.025
Construction machinery manufacturing.....	33312		12/03	186.507	186.573	189.980	189.339	189.339
Construction machinery mfg.....	333120		12/80	333.233	333.351	339.440	338.293	338.294
Primary products.....		333120-P	12/80	323.368	323.499	329.463	328.266	328.266
Power cranes, loaders, dozers, tractors, off-highway trucks, mixers, pavers, backhoes, etc.....		333120-1	12/03	186.268	186.221	190.777	189.844	189.844
Power cranes, draglines, & shovels (excavators) (incl. surface mining equip.) (excluding parts).....		333120-11	12/99	189.178	189.057	195.688	195.383	195.383
Mixers, pavers, and related equipment (excluding parts).....		333120-12	12/80	342.299	342.299	344.770	344.770	344.770
Off-highway trucks, haulers, truck-type tractor chassis, trailers, etc. (excluding parts).....		333120-13	12/03	185.823	—	—	—	—
Tractor shovel loaders (skid steer, wheel, crawler, and integral design backhoes).....		333120-14	12/80	346.004	346.012	350.198	345.465	345.465
Construction wheel and crawler tractors, dozers, self-propelled log skidders, etc.....		333120-15	12/03	178.433	178.433	183.724	183.724	—
Graders, rollers and compactors, forklifts, scrapers, trenchers, etc. (excluding parts).....		333120-16	12/03	207.041	207.041	210.873	210.873	210.873
Construction machinery for mounting (excluding parts, winches, snow clearing attachments).....		333120-17	12/99	189.511	189.511	192.688	188.425	188.425
Other construction machinery and equipment (excluding parts).....		333120-8	12/03	—	188.490	188.519	188.519	188.519
Parts for construction machinery and equipment, sold separately.....		333120-9	12/99	191.815	193.130	193.012	193.184	193.184
Parts for cranes, draglines, and shovels (including surface mining equipment) (sold separately).....		333120-91	06/07	180.864	183.849	183.574	183.975	183.975
Parts for off-highway wheel tractors and shovel loaders (sold separately).....		333120-92	06/07	139.949	139.949	139.949	139.949	139.949
Parts for other construction machinery (sold separately).....		333120-93	06/07	151.406	151.456	151.456	151.456	151.456
Secondary products and miscellaneous receipts.....		333120-SM						
Miscellaneous receipts.....		333120-M	12/80	534.935	535.473	535.473	535.473	535.473
Mining and oil and gas field machinery mfg.....	33313		12/03	192.752	192.810	193.021	193.021	193.599
Mining machinery and equipment mfg.....	333131		06/81	407.742	408.048	409.408	409.408	409.408
Primary products.....		333131-P	06/81	434.345	434.532	435.923	435.923	435.923
Mining machinery and equipment (except parts sold separately).....		333131-2	09/19	140.721	140.721	141.299	141.299	141.299
Underground mining machinery (except parts sold separately).....		333131-21	06/81	546.823	546.823	546.823	—	—
Mineral processing & beneficiation machinery (except parts sold separately).....		333131-23	06/81	475.178	475.178	475.178	475.178	475.178
Crushing, pulverizing & screening machinery (except parts sold separately).....		333131-25	06/81	461.395	461.395	461.395	461.395	461.395
Drills and other mining machinery (except parts sold separately).....		333131-27	06/81	453.906	453.906	459.853	—	—
Parts and attachments for mining machinery and equipment (sold separately).....		333131-9	06/81	340.560	341.228	341.228	341.228	341.228
Secondary products and miscellaneous receipts.....		333131-SM						
Miscellaneous receipts.....		333131-M	06/81	293.818	293.818	301.416	301.416	301.416
Oil and gas field machinery and equipment mfg.....	333132		12/80	309.201	309.227	309.237	309.237	310.604
Primary products.....		333132-P	12/80	304.183	304.183	304.183	304.183	305.509
Oil and gas field production machinery and equipment (except pumps).....		333132-A	12/80	264.354	264.354	264.354	264.354	266.466
Oil and gas field production machinery and equipment (except pumps and parts sold separately).....		333132-A1	12/10	137.123	137.123	137.123	137.123	138.550
Parts and attachments for oil and gas field production machinery and equipment (except pumps).....		333132-A2	12/10	131.837	131.837	131.837	131.837	131.837
Rotary oil and gas field drilling machinery and equipment.....		333132-1	12/86	311.095	311.095	311.095	311.095	311.095
Secondary products and miscellaneous receipts.....		333132-SM						
Industrial machinery manufacturing.....	3332		12/84	245.089	244.662	243.779	243.817	243.756
Other industrial machinery manufacturing.....	33324		12/84	241.717	241.296	240.425	240.462	240.403
Food product machinery mfg.....	333241		12/83	354.133	354.860	355.347	355.401	355.440
Primary products.....		333241-P	12/83	368.055	368.738	369.193	369.215	369.215
Dairy and milk products plant machinery and equipment.....		333241-1	12/83	340.790	346.784	347.318	347.318	347.318
Commercial food products machinery (except packaging and cooking equipment).....		333241-3	12/83	328.578	328.578	328.996	328.996	328.996
Industrial food products machinery for processing foods, beverages, & animal & fowl feed.....		333241-5	12/83	377.140	377.176	377.593	377.652	377.652
Other industrial food and feed machinery.....		333241-51	12/12	143.680	143.643	144.146	144.146	144.146

See footnotes at end of table.

Table 11. Producer price indexes for net output of selected industries and their products, not seasonally adjusted — Continued
[September 2023]

Title ¹	Industry code	Product code	Index base	Unadjusted index ²				
				May 2023	June 2023 ^p	July 2023 ^p	Aug. 2023 ^p	Sept. 2023 ^p
Food product machinery mfg - Continued								
Machinery for sorting, grading, and cleaning fruits, vegetables, eggs, and for processing meat.....		333241-52	12/12	160.198	160.253	160.253	160.253	160.253
Parts and attachments for industrial food and feed products machinery.....		333241-53	12/12	141.510	141.510	141.213	141.473	141.473
Secondary products and miscellaneous receipts.....		333241-SM						
Miscellaneous receipts.....		333241-M	12/83	238.098	238.090	238.424	239.067	239.812
Secondary products.....		333241-S	12/83	328.188	333.335	335.877	335.877	335.834
Semiconductor machinery mfg.....	333242							
Primary products.....		333242-P	12/03	99.550	98.137	98.133	98.185	98.184
Semiconductor machinery and parts.....		333242-0	06/87	97.812	96.398	96.393	96.446	96.445
Secondary products and miscellaneous receipts.....		333242-SM						
Miscellaneous receipts.....		333242-M	12/03	125.847	124.027	124.022	124.090	124.088
Sawmill, woodworking and paper machinery mfg.....	333243							
Primary products.....		333243-P	12/11	112.508	112.508	112.508	112.508	112.508
Sawmill and woodworking machinery.....		333243-A	12/11	147.121	148.582	148.701	148.381	148.415
Sawmill and woodworking machinery, excluding parts & attachments.....		333243-A3	12/80	146.580	148.093	148.220	147.887	147.904
Parts, attachments & accessories for sawmill & woodworking machinery.....		333243-A4	06/12	354.043	354.316	354.944	354.497	355.102
Paper industry machinery.....		333243-B	06/82	179.989	180.150	180.419	180.151	180.513
Paper industry machinery, excluding parts & attachments.....		333243-B1	12/03	164.005	164.018	164.570	164.570	164.570
Parts and attachments for paper industry machinery.....		333243-B2	06/82	281.998	286.687	286.760	285.934	285.671
Secondary and miscellaneous receipts.....		333243-SM						
Miscellaneous receipts.....		333243-M	12/11	146.152	149.622	149.622	149.622	149.622
All other industrial machinery mfg.....	333248							
Primary products.....		333248-P	12/11	287.634	288.003	288.238	285.575	284.727
Printing machinery and equipment mfg.....		333248-4A	12/82	182.446	181.947	182.126	183.033	182.249
All other miscellaneous printing trades machinery, including parts.....		333248-4A	12/88	137.700	137.148	137.346	138.348	137.482
Other printing machinery and equipment, including pre-press preparation and typesetting.....		333248-4A7	06/01	95.332	94.583	94.863	96.280	95.056
Parts, attachments, and accessories for printing trades machinery.....		333248-4A8	06/01	137.099	137.055	137.055	137.055	137.055
Other industrial machinery.....		333248-9	12/11	180.823	180.823	179.396	179.396	179.356
Plastics-working machinery and equipment and parts, excluding patterns and molds.....		333248-91	12/81	251.939	251.939	250.682	250.682	250.401
Plastics-working machinery and equipment, excluding patterns, molds, and parts sold separately.....		333248-919	12/08	130.620	130.620	129.869	129.869	129.701
Textile machinery (except parts, attachments, and accessories).....		333248-95	12/80	212.183	212.183	212.183	212.183	212.183
Parts and attachments for textile machinery.....		333248-97	12/80	237.995	237.995	237.995	237.995	237.995
All other industrial machinery.....		333248-98	12/03	249.392	249.392	247.157	247.157	247.157
Secondary products and miscellaneous receipts.....		333248-SM						
Commercial and service industry machinery manufacturing.....	3333							
Commercial and service industry machinery manufacturing.....	33331							
Commercial and service industry machinery mfg.....	333310							
Primary products.....		333310-P	12/11	140.003	140.252	140.328	140.437	140.588
Optical instruments and lenses (incl. parts).....		333310-4	06/91	139.925	140.165	140.237	140.346	140.481
Sighting, tracking, and fire-control equipment, optical type.....		333310-41	12/85	128.185	128.326	128.725	129.237	129.192
All other miscellaneous optical instruments and lenses (incl. binoculars and astronomical).....		333310-43	12/98	—	143.711	143.711	143.711	143.711
Commercial cooking and food warming equipment (incl. parts).....		333310-5	06/82	119.242	119.421	119.926	120.573	120.516
Commercial non electric cooking and food warming equipment, ex. parts and accessories.....		333310-51	06/07	440.498	440.498	440.498	440.498	440.498
Commercial electric cooking and food warming equipment, ex. parts and accessories.....		333310-52	06/07	208.706	—	—	—	—
Parts and accessories for commercial cooking and food warming equipment.....		333310-53	06/07	173.504	—	—	—	—
Other commercial and service industry machinery.....		333310-9	05/23	166.544	—	—	—	—
Commercial laundry and drycleaning machinery (incl. parts).....		333310-M	12/82	100.000	100.093	100.116	100.145	100.326
Commercial and industrial floor and carpet cleaning machines, ex. vacuum cleaners.....		333310-93	09/16	346.814	346.814	346.814	346.814	346.814
Electronic teaching machines, teaching aids, etc., (incl. kits).....		333310-95	09/16	140.533	141.251	142.242	142.242	141.964
All other parts and attachments for service industry equipment.....		333310-97	09/16	104.281	104.281	104.281	104.281	104.281
Other service industry equipment.....		333310-98	06/07	—	147.624	147.624	147.624	148.016
Secondary products and miscellaneous receipts.....		333310-99	09/16	132.569	132.710	132.715	132.774	133.136
Miscellaneous receipts.....		333310-SM						
Secondary products.....		333310-M	12/22	102.527	102.657	102.806	102.898	103.419
		333310-S	12/22	100.509	101.807	101.804	101.805	101.984
HVAC and commercial refrigeration equipment.....	3334							
HVAC and commercial refrigeration equipment.....	33341							
Fan, blower, air purification equipment mfg.....	333413							
Primary products.....		333413-P	12/11	151.824	151.909	152.002	151.745	151.536
Air purification equipment.....		333413-1	12/03	149.168	149.253	149.346	149.169	148.974
				167.230	167.401	167.587	167.232	166.840

See footnotes at end of table.

Table 11. Producer price indexes for net output of selected industries and their products, not seasonally adjusted — Continued
 [September 2023]

Title ¹	Industry code	Product code	Index base	Unadjusted index ²				
				May 2023	June 2023 ^P	July 2023 ^P	Aug. 2023 ^P	Sept. 2023 ^P
Fan, blower, air purification equipment mfg - Continued								
Dust collection and other air purification equipment for industrial gas cleaning systems.....		333413-11	12/83	225.447	225.447	225.447	225.447	225.447
Dust collection and other air purification equipment for cleaning incoming air....		333413-13	12/83	256.890	257.285	257.716	256.895	255.991
Air filters for air-conditioners and furnaces, etc. of 2400 CFM or less, except parts.....		333413-131	06/09	165.988	166.474	167.005	166.285	166.285
Other dust collection and air purification equipment, except parts.....		333413-132	06/09	147.994	147.994	147.994	147.429	147.458
Parts for dust collection and air purification equipment.....		333413-133	06/09	147.885	147.885	147.885	147.885	145.634
Industrial and commercial fans and blowers.....		333413-2	12/03	231.651	231.651	231.651	231.651	231.651
Centrifugal blower filter units, and classes I-IV centrifugal fans, except parts....		333413-22	06/09	191.262	191.262	191.262	191.262	191.262
Other centrifugal fans and blowers, except parts.....		333413-23	06/09	185.662	185.662	185.662	185.662	185.662
Parts and accessories for fans and blowers.....		333413-29	06/09	173.200	173.200	173.200	173.200	173.200
Secondary products and miscellaneous receipts.....		333413-SM						
Secondary products.....		333413-S	12/11	152.704	152.704	152.704	152.704	152.704
Heating equipment (except warm air furnaces) mfg.....	333414		06/80	447.789	448.183	449.501	449.449	449.502
Primary products.....		333414-P	06/80	430.534	430.924	432.170	432.117	432.172
Other heating equipment, except electric (incl. parts for nonelectric equipment & oil burners).....		333414-D	06/99	230.234	230.684	230.493	230.432	230.495
Cast iron heating boilers, radiators, and convectors (except parts).....		333414-1	06/99	289.688	289.688	289.688	289.688	289.688
Domestic heating stoves (except electric and parts).....		333414-3	06/80	316.517	316.517	316.517	316.517	316.517
Floor and wall furnaces, unit heaters, infrared heaters, and mechanical stokers....		333414-7	06/99	203.243	203.243	206.101	206.101	206.101
Secondary products and miscellaneous receipts.....		333414-SM						
Secondary products.....		333414-S	06/80	450.402	450.402	450.402	450.402	450.402
Air-conditioning, refrigeration, and forced air heating equipment mfg.....	333415		12/82	291.917	290.955	291.636	292.453	292.872
Primary products.....		333415-P	12/82	295.193	294.265	294.801	295.593	295.963
Warm air furnaces, including duct furnaces and humidifiers, and electric comfort heating.....		333415-C	12/89	222.539	223.730	223.119	223.828	220.845
Parts and accessories for air conditioning and heat transfer equipment.....		333415-D	12/89	268.286	267.767	265.501	267.718	267.720
Unitary air-conditioners, except air source heat pumps.....		333415-E	12/82	262.596	260.188	262.672	265.787	266.811
Heat pumps.....		333415-H	12/09	141.316	141.316	141.316	141.316	148.010
Heat transfer equipment (except elec dehumidifiers), mechanically refrigerated, self-contained.....		333415-2	12/03	251.386	250.406	250.669	248.717	248.152
Commercial refrigerators and related equipment.....		333415-3	12/82	400.788	399.658	399.658	399.658	399.658
Refrigeration condensing units, all refrigerants, except ammonia (complete).....		333415-5	12/82	383.703	383.703	383.703	383.703	383.703
All other miscellaneous refrigeration and air-conditioning equipment.....		333415-9	12/89	281.051	281.051	281.051	281.051	281.051
Secondary products and miscellaneous receipts.....		333415-SM						
Miscellaneous receipts.....		333415-M	12/82	259.165	259.165	259.165	259.165	259.165
Metalworking machinery manufacturing.....	3335		12/03	145.731	146.375	146.674	146.890	147.703
Metalworking machinery manufacturing.....	33351		12/03	145.716	146.360	146.659	146.876	147.689
Industrial mold mfg.....	333511		12/03	125.697	125.714	125.742	125.753	125.871
Primary products.....		333511-P	12/03	125.609	125.609	125.609	125.609	125.609
Industrial molds and mold boxes.....		333511-0	06/81	154.536	154.536	154.536	154.536	154.536
Industrial injection-type molds made of metal for plastics.....		333511-05	12/09	115.066	115.066	115.066	115.066	115.066
Other industrial molds and mold boxes.....		333511-06	12/09	124.764	124.764	124.764	124.764	124.764
Secondary products and miscellaneous receipts.....		333511-SM						
Secondary products.....		333511-S	12/03	146.018	146.018	-	-	-
Special tool, die, jig, and fixture mfg.....	333514		12/03	133.967	135.570	135.762	136.183	136.183
Primary products.....		333514-P	06/81	219.477	222.191	222.576	223.192	223.192
Special dies, tools, jigs, and fixtures.....		333514-0	06/81	219.477	222.191	222.576	223.192	223.192
Jigs and fixtures, including parts.....		333514-0A	06/81	339.309	343.405	344.632	344.902	344.902
Metalworking die and die sets.....		333514-0B	12/02	123.632	126.782	127.043	128.344	128.344
Standard punches, industrial prototypes, die parts & other special tooling for dies.....		333514-0C	06/94	156.390	157.172	157.172	157.172	157.172
Secondary products and miscellaneous receipts.....		333514-SM						
Miscellaneous receipts.....		333514-M	12/03	114.405	114.405	114.405	114.405	-
Secondary products.....		333514-S	12/03	137.412	140.277	140.277	141.595	141.595
Cutting tool and machine tool accessory mfg.....	333515		06/83	227.914	229.056	230.063	230.221	230.795
Primary products.....		333515-P	06/83	213.292	214.435	215.438	215.535	216.105
Cutting tools for machine tools and metalworking machinery.....		333515-4	06/83	201.217	201.783	202.897	203.004	203.359
Other cutting tools for machine tools, excluding tips and blanks.....		333515-41	12/00	146.904	146.904	147.825	147.865	147.865
End mills and milling cutters.....		333515-44	06/83	227.705	227.962	230.053	230.043	230.435
Threading tools, including blanks, tips and inserts.....		333515-45	06/07	124.952	126.690	126.690	126.690	126.690
Carbon and high-speed steel shank, solid, tipped carbide twist drills for machine tools.....		333515-48	12/11	125.388	128.026	128.303	128.303	130.499
Taps, carbide indexable, and throwaway inserts for machine tools.....		333515-49	12/11	135.597	135.597	135.597	136.409	136.409
Other attachments and accessories for machine tools and metalworking machinery.....		333515-5	06/83	257.650	262.738	262.738	262.738	264.753
Secondary products and miscellaneous receipts.....		333515-SM						

See footnotes at end of table.

Table 11. Producer price indexes for net output of selected industries and their products, not seasonally adjusted — Continued
[September 2023]

Title ¹	Industry code	Product code	Index base	Unadjusted index ²				
				May 2023	June 2023 ^p	July 2023 ^p	Aug. 2023 ^p	Sept. 2023 ^p
Cutting tool and machine tool accessory mfg - Continued								
Secondary products.....		333515-S	06/83	230.961	230.961	230.961	233.895	233.895
Machine tool mfg.....	333517		12/11	131.123	131.348	131.863	131.868	134.491
Primary products.....		333517-P	12/11	128.134	128.165	128.662	128.662	130.587
Metal cutting machine tools.....		333517-2	06/83	221.704	221.736	222.793	222.793	222.793
Parts for metal cutting machine tools (sold separately) & rebuilt machine tools...		333517-26	06/83	202.910	202.676	205.421	205.421	205.421
Metal machining centers (multifunction numerically controlled machines).....		333517-27	06/83	201.222	201.222	201.222	201.222	201.222
Other metal cutting machine tools.....		333517-2B	12/09	124.991	124.991	125.739	125.739	125.739
Metal forming machine tools.....		333517-3	06/81	298.270	298.481	298.481	298.481	322.431
Metal punching and shearing (power & manual), and bending and forming machines (power only).....		333517-31	06/81	233.479	233.479	233.479	233.479	—
Parts for metal forming machine tools (sold separately) and rebuilt metal forming machine tools.....		333517-37	06/81	296.506	297.157	297.157	297.157	297.157
Secondary products and miscellaneous receipts.....		333517-SM						
Miscellaneous receipts.....		333517-M	12/11	146.461	146.461	147.577	147.577	141.969
Secondary products.....		333517-S	12/11	149.861	156.118	156.118	156.268	193.119
Rolling mill and other metalworking machinery mfg.....	333519		12/11	142.172	141.943	141.960	142.454	142.855
Primary products.....		333519-P	12/11	145.333	145.075	145.075	145.630	146.133
Other metalworking machinery, excluding handheld & ultrasonic.....		333519-83	06/83	327.677	327.677	327.677	334.832	340.880
Secondary products and miscellaneous receipts.....		333519-SM						
Miscellaneous receipts.....		333519-M	12/11	135.547	135.547	135.724	135.724	135.242
Turbine and power transmission equipment mfg.....	3336		12/84	222.390	222.529	223.471	224.829	225.091
Turbine and power transmission equipment mfg.....	33361		12/84	222.384	222.524	223.465	224.824	225.086
Turbine and turbine generator set units mfg.....	333611		06/82	256.817	256.355	253.056	258.281	259.251
Primary products.....		333611-P	06/82	257.422	256.986	253.869	258.806	259.722
Turbines and turbine generator sets.....		333611-0	06/11	119.652	119.449	118.000	120.295	120.721
Steam, gas, and other turbines and turbine generators.....		333611-05	12/03	151.852	152.064	150.251	153.017	153.595
Parts & accessories for turbines, turbine generators, and turbine generator sets.....		333611-07	12/03	145.221	145.221	145.221	145.221	145.221
Speed changer, drive, and gear mfg.....	333612		12/83	380.889	381.636	381.636	381.636	381.636
Primary products.....		333612-P	12/83	353.006	353.751	353.751	353.751	353.751
Gears, pinions, racks, and worms, sold separately.....		333612-3	12/83	261.379	261.379	261.379	261.379	261.379
Speed changers, industrial high speed drives, and parts other than loose gearing.....		333612-7	12/03	216.615	217.488	217.488	217.488	217.488
Secondary products and miscellaneous receipts.....		333612-SM						
Mechanical power transmission equipment mfg.....	333613		12/84	357.819	358.564	358.564	359.833	362.155
Primary products.....		333613-P	12/84	340.757	341.514	341.514	342.804	345.165
Mechanical power transmission equipment, except speed changers, drives, & gears.....		333613-3	12/84	371.861	372.517	372.517	374.227	376.522
Secondary products and miscellaneous receipts.....		333613-SM						
Other engine equipment mfg.....	333618		12/82	189.592	189.861	192.660	192.664	192.455
Primary products.....		333618-P	12/82	191.040	191.295	193.934	193.938	193.740
Parts & accessories for internal combustion engines, ex. aircraft & gasoline automotive engines.....		333618-F	12/82	245.725	245.725	245.620	245.620	245.620
Diesel, semidiesel, and dual-fuel engines (except automotive).....		333618-3	12/82	213.174	214.450	226.366	226.366	226.366
Diesel, semidiesel, and dual-fuel engines for automobiles, trucks, and buses.....		333618-5	12/82	166.394	166.394	166.394	166.394	166.394
Secondary products and miscellaneous receipts.....		333618-SM						
Secondary products.....		333618-S	12/82	176.864	176.864	185.168	185.168	185.170
Other general purpose machinery manufacturing.....	3339		12/03	200.169	200.511	201.647	201.826	202.379
Pump and compressor manufacturing.....	33391		12/03	209.462	210.293	214.663	214.849	213.755
Air and gas compressor mfg.....	333912		06/84	330.496	332.174	335.736	336.167	336.674
Primary products.....		333912-P	06/84	339.825	341.612	345.468	345.746	346.271
Air and gas compressors and vacuum pumps.....		333912-1	06/84	353.549	355.754	360.208	360.132	360.853
Parts & attachments for air & gas compressors, ex. refrigeration, ice making, & a/c.....		333912-6	06/84	402.658	404.359	410.071	413.150	413.150
Secondary products and miscellaneous receipts.....		333912-SM						
Miscellaneous receipts.....		333912-M	11/86	251.405	251.405	251.405	257.079	257.079
Measuring, dispensing, and other pumping equipment mfg.....	333914		12/83	351.788	352.955	362.386	362.611	359.374
Primary products.....		333914-P	12/83	352.155	353.341	363.602	363.604	360.011
Pumps and pumping equipment, excluding measuring and dispensing pumps.....		333914-1	12/09	151.280	151.807	156.369	156.370	154.773
Pumps and pumping equipment, complete, excluding measuring and dispensing pumps.....		333914-11	12/09	152.943	153.307	158.126	158.127	156.252
Domestic water systems.....		333914-111	12/83	313.273	313.273	313.273	313.273	313.273
Oil-well and oil-field pumps, except boiler feed.....		333914-113	12/09	121.896	121.896	121.896	122.489	122.489
Industrial pumps, excluding hydraulic fluid power pumps, automatic circulating pumps, etc.....		333914-114	12/83	366.309	367.495	383.209	383.209	377.096

See footnotes at end of table.

Table 11. Producer price indexes for net output of selected industries and their products, not seasonally adjusted — Continued
 [September 2023]

Title ¹	Industry code	Product code	Index base	Unadjusted index ²				
				May 2023	June 2023 ^P	July 2023 ^P	Aug. 2023 ^P	Sept. 2023 ^P
Measuring, dispensing, and other pumping equipment mfg - Continued								
Other pumps, except automotive circulating pumps, and measuring and dispensing pumps.....		333914-115	12/01	227.309	227.309	227.309	227.309	227.309
Parts and attachments for pumps and pumping equipment, excluding measuring and dispensing.....		333914-15	12/83	416.432	420.750	429.802	429.802	429.802
Secondary products and miscellaneous receipts.....		333914-SM						
Miscellaneous receipts.....		333914-M	12/17	123.265	124.129	124.129	125.285	126.179
Secondary products.....		333914-S	12/17	154.912	155.162	155.521	156.542	156.520
Material handling equipment manufacturing.....	33392		12/03	211.321	211.923	211.998	211.943	211.908
Elevator and moving stairway mfg.....	333921		06/81	241.847	243.679	243.679	243.611	243.611
Primary products.....		333921-P	06/81	230.497	232.415	232.415	232.344	232.344
Elevators and moving stairways.....		333921-1	06/81	223.317	225.502	225.502	225.502	225.502
Parts and attachments for elevators and moving stairways (sold separately).....		333921-3	06/81	290.591	290.591	290.591	289.992	289.992
Secondary products and miscellaneous receipts.....		333921-SM						
Conveyor and conveying equipment mfg.....	333922		06/84	295.053	294.939	294.760	294.537	294.535
Primary products.....		333922-P	06/84	282.970	282.756	282.581	282.360	282.358
Unit handling conveyors and conveying systems.....		333922-1	06/84	228.359	228.053	227.755	227.755	227.829
Unit handling gravity and trolley conveyors and conveying systems.....		333922-12	06/09	129.673	129.673	129.673	129.673	129.556
Unit handling tow, belt, roller, pneumatic, portable, carousel, and other nonbelt conveyors.....		333922-14	06/09	143.111	142.620	142.142	142.142	142.463
Parts and accessories for unit handling conveyors and conveying systems, sold separately.....		333922-7	06/84	275.674	275.899	275.899	275.899	275.222
Bulk material handling conveyors and conveying systems.....		333922-8	06/84	313.502	314.184	314.184	314.184	314.184
Parts and accessories for bulk material handling conveyors and conveying systems.....		333922-9	06/84	497.835	494.093	494.093	490.892	490.892
Secondary products and miscellaneous receipts.....		333922-SM						
Miscellaneous receipts.....		333922-M	06/84	412.906	420.561	420.561	420.561	420.561
Secondary products.....		333922-S	06/84	334.907	334.907	334.907	334.907	334.934
Overhead cranes, hoists and monorail systems mfg.....	333923		12/03	225.156	225.450	225.596	225.604	225.604
Primary products.....		333923-P	12/03	226.762	227.071	227.224	227.224	227.224
Hoists and parts and attachments for hoists (sold separately).....		333923-1	12/84	326.517	328.836	328.836	328.836	328.836
Overhead traveling cranes and monorail systems, including parts and attachments sold separately.....		333923-3	12/84	337.778	337.671	339.027	339.027	339.027
Winches, aerial work platforms, and automotive wrecker hoists, including parts and attachments.....		333923-7	12/03	231.517	231.517	231.517	231.517	231.517
Secondary products and miscellaneous receipts.....		333923-SM						
Secondary products.....		333923-S	12/03	211.150	211.150	211.150	212.785	212.774
Industrial truck, trailer, and stacker mfg.....	333924		12/79	331.092	332.923	333.334	333.347	333.176
Primary products.....		333924-P	12/79	334.762	336.615	337.036	337.050	336.908
Industrial trucks, tractors, mobile straddle carriers & cranes, & automatic stacking machines.....		333924-2	12/79	301.723	303.858	304.303	304.320	304.156
Work trucks with lifting & handling equipment, operator riding, electric, self-propelled.....		333924-21	06/02	229.132	229.355	229.355	229.355	229.355
Work trucks, not fitted with lifting and handling equipment.....		333924-25	06/02	212.393	214.678	215.255	215.273	215.150
Bulk powered material moving equipment, dock boards and metal pallets and skids.....		333924-26	06/02	204.455	206.084	206.084	206.084	205.861
Other work trucks with lifting & handling equipment, non-riding electric or any non-electric.....		333924-27	06/02	189.773	189.874	189.928	189.943	189.821
Parts and attachments for industrial trucks and tractors (sold separately).....		333924-3	12/86	357.420	357.383	357.547	357.547	357.547
Secondary products and miscellaneous receipts.....		333924-SM						
Secondary products.....		333924-S	12/79	512.751	526.004	525.665	-	501.314
All other general purpose machinery mfg.....	33399		12/03	186.053	185.974	186.001	186.327	188.127
Power-driven handtool mfg.....	333991		12/80	272.183	272.183	272.183	272.183	272.183
Primary products.....		333991-P	12/80	264.296	264.296	264.296	264.296	264.296
Power-driven handtools, pneumatic, hydraulic, and powder-actuated.....		333991-6	12/80	367.945	367.945	367.945	367.945	367.945
Power-driven handtools, electric (except battery powered), including parts.....		333991-9	12/04	151.128	151.128	151.128	151.128	151.128
Secondary products and miscellaneous receipts.....		333991-SM						
Miscellaneous receipts.....		333991-M	06/86	208.596	208.596	208.596	208.596	-
Welding and soldering equipment mfg.....	333992		12/84	361.208	361.208	361.442	361.397	361.397
Primary products.....		333992-P	12/84	377.537	377.537	377.771	377.714	377.714
Other welding equipment, components, and accessories (excluding arc, resistance, and gas).....		333992-A	06/90	185.178	185.178	185.178	185.178	185.178
Arc welding machines, components, and accessories, excluding electrodes and stud welding equip.....		333992-1	12/84	410.850	410.850	410.850	410.752	410.752
Resistance welders, components, accessories, and electrodes.....		333992-7	12/84	279.693	279.693	279.693	279.693	279.693
Gas welding and cutting equipment, parts, attachments, and accessories.....		333992-9	06/83	264.778	264.778	267.577	267.577	267.577
Secondary products and miscellaneous receipts.....		333992-SM						
Miscellaneous receipts.....		333992-M	12/84	261.284	261.284	262.788	261.989	261.989
Packaging machinery mfg.....	333993		12/88	275.897	277.891	277.891	277.891	277.891

See footnotes at end of table.

Table 11. Producer price indexes for net output of selected industries and their products, not seasonally adjusted — Continued
[September 2023]

Title ¹	Industry code	Product code	Index base	Unadjusted index ²				
				May 2023	June 2023 ^p	July 2023 ^p	Aug. 2023 ^p	Sept. 2023 ^p
Packaging machinery mfg - Continued								
Primary products.....		333993-P	12/88	282.460	284.559	284.559	284.559	284.559
Packing, packaging, and bottling machinery, excluding parts.....		333993-1	12/88	270.040	272.304	272.304	272.304	272.304
Parts for packing, packaging, and bottling machinery.....		333993-5	12/88	338.761	340.301	340.301	340.301	340.301
Secondary products and miscellaneous receipts.....		333993-SM						
Industrial process furnace and oven mfg.....	333994		06/81	299.508	299.744	301.275	303.081	302.991
Primary products.....		333994-P	06/81	296.282	296.486	297.867	300.323	300.240
Industrial process furnaces & ovens, & industrial electrical heating equipment.		333994-0	12/04	173.516	173.636	174.444	175.882	175.834
Industrial process furnaces & ovens, & industrial electrical heating equipment, except parts.....		333994-0A	06/11	144.543	144.678	145.591	146.013	145.958
Parts and attachments for industrial process furnaces and ovens.....		333994-0B	06/11	147.517	147.517	147.517	150.961	150.961
Secondary products and miscellaneous receipts.....		333994-SM						
Miscellaneous receipts.....		333994-M	12/86	206.816	207.250	207.780	203.923	203.923
Fluid power cylinder and actuator mfg.....	333995		06/90	272.967	274.130	274.130	274.644	274.644
Primary products.....		333995-P	06/90	274.935	276.159	276.159	276.698	276.698
Nonaerospace-type hydraulic & all aerospace fluid power cylinders & actuators, linear & rotary.....		333995-2	06/90	265.149	266.837	266.837	267.612	267.612
Nonaerospace-type pneumatic fluid power cylinders & actuators, linear & rotary.		333995-3	06/90	207.531	—	—	—	—
Parts for hydraulic & pneumatic fluid power cylinders & actuators, incl accumulators & cushions.....		333995-8	06/90	317.999	318.225	318.225	318.225	318.225
Secondary products and miscellaneous receipts.....		333995-SM						
Fluid power pump and motor mfg.....	333996		06/90	230.549	230.533	231.093	231.311	233.226
Primary products.....		333996-P	06/90	235.822	235.801	236.432	236.589	238.702
Nonaerospace-type reciprocating fluid power pumps.....		333996-1	12/97	200.173	200.173	199.918	199.918	202.999
Nonaerospace-type fluid power motors.....		333996-5	12/97	239.271	239.271	239.271	240.222	240.605
Parts for fluid power pumps, motors, and hydrostatic transmissions.....		333996-9	12/97	188.645	188.543	188.636	188.695	190.782
Secondary products and miscellaneous receipts.....		333996-SM						
Miscellaneous receipts.....		333996-M	06/99	184.836	184.836	184.836	185.464	185.962
All other miscellaneous general purpose machinery mfg.....	333998		12/84	286.723	284.966	284.643	285.497	292.702
Primary products.....		333998-P	12/84	280.833	279.017	278.415	279.263	286.632
Scale and balance mfg.....		333998-7	12/80	246.392	249.649	250.051	250.051	250.051
Retail, commercial, household, and mailing scales and balances.....		333998-74	12/91	195.584	195.584	196.020	196.020	196.020
Parts, attachments, and accessories for scales and balances.....		333998-76	12/91	270.005	270.748	271.769	271.769	271.769
Vehicle and industrial scales.....		333998-77	12/91	202.737	206.017	206.250	206.250	206.250
Motor truck and railroad track scales.....		333998-771	12/10	154.717	154.717	154.717	154.717	154.717
Industrial scales (including automatic checkweigher and bulkweigher scales).....		333998-772	12/10	174.023	174.926	175.777	175.777	175.777
All other miscellaneous general purpose machinery mfg.....		333998-9	12/84	281.239	279.068	278.398	279.301	287.151
Filters and strainers, except fluid power.....		333998-91	12/88	284.881	284.881	282.688	283.414	285.790
Industrial filters and strainers and reusable media, except fluid power.....		333998-911	06/07	173.909	173.909	172.612	173.110	171.944
Nonreusable media for filters and strainers, except fluid power.....		333998-912	12/88	277.865	277.865	277.865	277.865	309.213
Parts and accessories for filters and strainers, except fluid power.....		333998-913	12/88	378.856	378.856	370.914	372.147	371.956
All other miscellaneous general industrial machinery.....		333998-97	06/07	153.542	151.838	151.638	152.239	152.014
Secondary products and miscellaneous receipts.....		333998-SM						
Miscellaneous receipts.....		333998-M	12/22	101.259	101.259	103.604	103.860	104.188
Secondary products.....		333998-S	12/22	102.104	102.177	102.249	102.427	102.427
Computer & electronic product mfg.....	334		12/03	98.824	98.902	99.097	99.438	99.342
Computer & peripheral equipment mfg.....	3341		12/06	58.218	57.320	57.191	58.012	57.903
Computer & peripheral equipment mfg.....	33411		12/06	58.218	57.320	57.191	58.012	57.903
Electronic computer mfg.....	334111		02/23	97.522	95.286	95.204	98.199	97.762
Primary products.....		334111-P	02/23	97.222	94.714	94.622	97.980	97.490
Host computers, multiusers (mainframes, medium-scale systems, UNIX and PC servers).....		334111-5	02/23	96.810	93.902	93.864	97.886	97.313
Single user computers, microprocessor based, general purpose.....		334111-7	02/23	99.347	98.903	98.534	98.467	98.407
Portable computers, laptops, tablets and other single user computers.....		334111-72	02/23	97.341	97.087	97.156	96.969	97.067
Personal computers and workstations (excluding portable computers).....		334111-73	02/23	100.256	99.726	99.159	99.147	99.014
Secondary products and miscellaneous receipts.....		334111-SM						
Computer storage device mfg.....	334112		12/04	62.687	61.284	60.731	60.731	60.731
Primary products.....		334112-P	12/04	50.824	49.695	49.251	49.251	49.251
Computer storage devices (except parts, attachments and accessories).....		334112-1	12/04	50.195	49.044	48.591	48.591	48.591
Secondary products and miscellaneous receipts.....		334112-SM						
Computer terminal and other computer peripheral equipment mfg.....	334118		12/93	62.907	62.909	62.997	63.243	63.243
Primary products.....		334118-P	12/93	64.589	64.589	64.684	64.949	64.949
Computer terminals (including POS and funds-transfer devices) and other computer peripherals.....		334118-D	12/93	37.972	37.972	37.972	37.972	37.972
Secondary products and miscellaneous receipts.....		334118-SM						
Miscellaneous receipts.....		334118-M	12/93	60.906	—	—	—	—

See footnotes at end of table.

Table 11. Producer price indexes for net output of selected industries and their products, not seasonally adjusted — Continued
[September 2023]

Title ¹	Industry code	Product code	Index base	Unadjusted index ²				
				May 2023	June 2023 ^P	July 2023 ^P	Aug. 2023 ^P	Sept. 2023 ^P
Computer terminal and other computer peripheral equipment mfg - Continued								
Secondary products.....		334118-S	08/94	56.145	56.572	56.575	56.575	56.575
Communications equipment mfg.....	3342		12/85	101.913	102.476	102.234	102.332	102.364
Telephone apparatus mfg.....	33421		12/03	92.294	95.669	94.890	95.487	95.487
Telephone apparatus mfg.....	334210		12/85	92.746	96.143	95.359	95.960	95.960
Primary products.....		334210-P	12/85	92.942	96.432	95.627	96.244	96.244
Telephone and wireline data networking equipment.....		334210-O	12/85	92.942	96.432	95.627	96.244	96.244
Secondary products and miscellaneous receipts.....		334210-SM						
Radio/TV broadcast & wireless comm equip mfg.....	33422		12/03	102.704	102.684	102.330	102.322	102.362
Broadcast and wireless communications equipment mfg.....	334220		12/91	96.344	96.325	95.993	95.985	96.023
Primary products.....		334220-P	12/91	92.593	92.574	92.237	92.227	92.265
Broadcast, studio, and related electronic equipment.....		334220-2	12/85	121.185	120.910	121.061	120.917	121.473
Radio station equipment.....		334220-5	06/13	114.046	114.046	114.046	114.046	114.046
Other broadcast and wireless communications systems and equipment.....		334220-9	06/13	107.679	107.679	107.150	107.150	107.150
Secondary products and miscellaneous receipts.....		334220-SM						
Other communications equipment mfg.....	33429		12/03	137.596	137.525	138.880	138.880	138.916
Other communications equipment mfg.....	334290		12/91	147.594	147.517	148.971	148.972	149.010
Primary products.....		334290-P	12/91	155.847	155.755	156.807	156.807	156.852
Alarm systems, including electric sirens and horns.....		334290-1	12/85	150.476	150.476	152.078	152.078	152.078
Intercommunications systems, incl inductive paging systems, excl telephone & telegraph.....		334290-3	12/85	272.201	272.201	272.201	272.201	274.541
Secondary products and miscellaneous receipts.....		334290-SM						
Secondary products.....		334290-S	12/91	163.327	164.326	164.097	164.263	164.263
Audio & video equipment mfg.....	3343		12/03	100.624	100.624	100.624	100.624	100.624
Audio and video equipment mfg.....	33431		12/03	100.624	100.624	100.624	100.624	100.624
Audio and video equipment mfg.....	334310		03/80	72.814	72.814	72.814	72.814	72.814
Primary products.....		334310-P	03/80	64.235	64.235	64.235	64.235	64.235
Speakers and commercial sound equipment.....		334310-4	03/80	180.844	180.844	180.844	180.844	180.844
Other consumer audio and video equipment.....		334310-5	03/80	141.643	141.643	141.643	141.643	141.643
Secondary products and miscellaneous receipts.....		334310-SM						
Miscellaneous receipts.....		334310-M	12/86	98.430	98.430	98.430	98.430	98.430
Semiconductor and other electronic component mfg.....	3344		12/84	56.580	56.690	56.732	56.862	56.770
Semiconductor and other electronic component mfg.....	33441		12/84	56.590	56.701	56.742	56.872	56.780
Bare printed circuit board mfg.....	334412		06/91	117.301	118.753	118.756	118.942	118.942
Primary products.....		334412-P	06/91	115.261	116.928	116.928	117.142	117.142
Bare printed circuit boards.....		334412-0	06/82	129.519	131.392	131.392	131.632	131.632
Secondary products and miscellaneous receipts.....		334412-SM2						
Semiconductors and related device mfg.....	334413		12/98	31.522	31.594	31.515	31.533	31.414
Primary products.....		334413-P	12/98	30.483	30.552	30.488	30.506	30.390
Other semiconductor devices, including parts such as chips, wafers, and heat sinks.....		334413-A	06/81	55.524	55.524	56.678	56.678	56.678
Integrated microcircuits, incl semiconductor networks, microprocessors, & MOS memories.....		334413-1	12/98	22.126	22.208	21.839	21.860	21.723
Secondary products and miscellaneous receipts.....		334413-SM						
Electronic connector mfg.....	334417		12/80	275.713	274.662	275.544	275.556	275.579
Primary products.....		334417-P	12/80	272.417	271.257	272.230	272.244	272.269
Electronic connectors, including parts.....		334417-0	12/80	272.417	271.257	272.230	272.244	272.269
Secondary products and miscellaneous receipts.....		334417-SM						
Secondary products.....		334417-S1	05/99	162.201	162.201	162.201	162.201	-
Printed circuit assembly mfg.....	334418		12/03	71.390	71.410	71.596	71.596	71.642
Primary products.....		334418-P	12/03	72.934	72.991	73.194	73.194	73.194
Printed circuit assemblies, loaded boards, modules, and consumer external modems.....		334418-9	06/06	78.456	78.516	78.735	78.735	78.735
Secondary products and miscellaneous receipts.....		334418-SM						
Other electronic component mfg.....	334419		12/03	152.949	153.378	154.621	156.353	156.473
Primary products.....		334419-P	12/03	158.580	159.055	160.434	160.766	160.900
Other electronic components.....		334419-0	12/03	158.580	159.055	160.434	160.766	160.900
Secondary products and miscellaneous receipts.....		334419-SM						
Secondary products.....		334419-S	12/03	107.132	107.152	107.191	107.191	107.191
Capacitor, resistor, coil, transformer, and other inductor mfg.....	33441K		12/11	155.086	155.087	155.087	155.087	155.093
Primary products.....		33441K-P	12/11	159.273	159.274	159.274	159.274	159.274
Capacitors for electronic circuitry.....		33441K-4	06/81	261.342	261.342	261.342	261.342	261.342
Electronic coils, transformers, and other inductors.....		33441K-6	06/00	166.509	166.511	166.511	166.511	166.511

See footnotes at end of table.

Table 11. Producer price indexes for net output of selected industries and their products, not seasonally adjusted — Continued
 [September 2023]

Title ¹	Industry code	Product code	Index base	Unadjusted index ²				
				May 2023	June 2023 ^P	July 2023 ^P	Aug. 2023 ^P	Sept. 2023 ^P
Capacitor, resistor, coil, transformer, and other inductor mfg - Continued								
Secondary products and miscellaneous receipts.....		33441K-SM						
Nav/measuring/medical/control instruments mfg.....	3345		12/03	143.028	143.177	143.749	144.224	144.101
Nav/measuring/medical/control instruments mfg.....	33451		12/03	143.028	143.177	143.749	144.224	144.101
Electromedical apparatus mfg.....	334510		06/85	86.708	86.708	87.792	87.792	87.792
Primary products.....		334510-P	06/85	74.974	74.974	75.969	75.969	75.969
Electromedical equipment, excluding ionizing radiation equipment.....		334510-2	12/02	86.319	86.319	87.577	87.577	87.577
Secondary products and miscellaneous receipts.....		334510-SM						
Miscellaneous receipts.....		334510-M	12/90	162.879	162.879	162.879	162.879	162.879
Search, detection, and navigation instruments.....	334511		12/91	188.372	188.459	189.156	190.259	190.260
Primary products.....		334511-P	12/91	184.742	184.834	185.550	186.595	186.595
Aeronautical, nautical & navigational instruments, not sending or receiving radio signals.....		334511-1	12/85	325.725	325.725	331.603	334.222	334.222
Search, detection, navigation, and guidance systems and equipment.....		334511-3	12/91	178.767	178.879	178.879	179.774	179.774
Secondary products and miscellaneous receipts.....		334511-SM						
Automatic environmental control mfg.....	334512		12/79	315.897	316.221	316.221	317.182	317.182
Primary products.....		334512-P	12/79	281.936	282.257	282.257	283.211	283.211
Automatic environmental controls for monitoring residential, commercial, and appliance use.....		334512-0	12/03	150.455	150.626	150.626	151.135	151.135
Secondary products and miscellaneous receipts.....		334512-SM						
Miscellaneous receipts.....		334512-M	12/04	204.796	204.796	204.796	204.796	204.796
Industrial process variable instruments.....	334513		06/83	274.298	275.841	275.159	276.818	276.375
Primary products.....		334513-P	06/83	287.726	289.453	288.685	290.541	290.619
Process control instruments.....		334513-0	12/03	171.748	172.780	172.321	173.429	173.475
Secondary products and miscellaneous receipts.....		334513-SM						
Miscellaneous receipts.....		334513-M	06/83	247.314	247.314	247.314	247.314	237.122
Totalizing fluid meters and counting devices mfg.....	334514		12/85	247.936	249.193	250.548	250.520	243.264
Primary products.....		334514-P	12/85	253.294	254.682	256.127	256.092	247.977
Integrating and totalizing fluid meters, counting devices, and motor vehicle instruments.....		334514-0	12/85	253.294	254.682	256.127	256.092	247.977
Secondary products and miscellaneous receipts.....		334514-SM						
Secondary products.....		334514-S	12/85	184.924	184.924	184.924	185.150	185.150
Electricity and signal testing instruments mfg.....	334515		12/83	178.966	178.921	179.124	179.121	179.200
Primary products.....		334515-P	12/83	171.584	171.537	171.751	171.748	171.831
Test equipment for testing electrical, radio, and communication circuits, and motors.....		334515-4	12/83	172.761	172.700	172.975	172.970	173.077
Secondary products and miscellaneous receipts.....		334515-SM						
Analytical laboratory instrument mfg.....	334516		12/85	186.813	186.983	186.385	186.330	186.961
Primary products.....		334516-P	12/85	187.777	187.953	187.338	187.283	187.931
Analytical and scientific instruments, excluding optical.....		334516-0	12/85	187.777	187.953	187.338	187.283	187.931
Secondary products and miscellaneous receipts.....		334516-SM						
Irradiation apparatus mfg.....	334517		06/90	124.147	124.147	124.147	124.147	124.266
Primary products.....		334517-P	06/85	125.081	125.081	125.081	125.081	125.081
Irradiation (ionizing radiation) equipment.....		334517-0	06/85	125.081	125.081	125.081	125.081	125.081
Secondary products and miscellaneous receipts.....		334517-SM						
Other measuring and controlling device mfg.....	334519		06/85	203.985	204.331	205.386	206.971	207.063
Primary products.....		334519-P	06/85	195.319	195.663	196.707	197.864	197.996
Physical properties testing & inspection equipment and kinematic testing & measuring equipment.....		334519-4	06/85	200.919	200.919	200.919	201.489	201.489
Nuclear radiation detection and monitoring instruments.....		334519-5	06/85	247.589	248.578	248.578	248.578	248.578
Commercial, geophysical, meteorological, and general-purpose instruments and equipment.....		334519-7	06/85	197.972	196.724	196.724	200.600	200.986
Secondary products and miscellaneous receipts.....		334519-SM						
Miscellaneous receipts.....		334519-M	06/85	273.429	273.519	273.975	288.614	287.267
Manufacturing and reproducing magnetic and optical media.....	3346		12/03	117.513	117.768	117.753	118.215	118.416
Manufacturing and reproducing magnetic and optical media.....	33461		12/03	117.513	117.768	117.753	118.215	118.416
Manufacturing and reproducing magnetic and optical media.....	334610		01/19	137.695	137.993	137.976	138.517	138.753
Primary products.....		334610-P	01/19	138.878	139.179	139.161	139.707	139.945
Electrical equipment and appliance mfg.....	335		12/03	195.687	196.101	197.299	198.239	197.689
Electric lighting equipment mfg.....	3351		12/03	152.022	152.771	152.989	152.866	153.419
Electric lighting equipment mfg.....	33513		12/22	102.484	102.985	103.132	103.049	103.424
Residential electric lighting fixture mfg.....	335131		12/83	248.147	248.163	248.168	248.151	248.225
Primary products.....		335131-P	12/83	255.532	255.526	255.526	255.528	255.531

See footnotes at end of table.

Table 11. Producer price indexes for net output of selected industries and their products, not seasonally adjusted — Continued
 [September 2023]

Title ¹	Industry code	Product code	Index base	Unadjusted index ²				
				May 2023	June 2023 ^P	July 2023 ^P	Aug. 2023 ^P	Sept. 2023 ^P
Residential electric lighting fixture mfg - Continued								
Residential-type electric lighting fixtures (except portable), including parts and accessories.....		335131-1	12/83	232.956	232.944	232.943	232.944	232.945
Residential-type portable lighting fixtures, including parts and accessories.....		335131-4	12/83	293.163	293.171	293.171	293.177	293.184
Secondary products and miscellaneous receipts.....		335131-SM						
Secondary products.....		335131-S	12/83	314.791	315.106	315.182	314.904	315.982
Nonresidential electric lighting fixture mfg.....	335132		06/81	263.563	264.029	264.754	264.343	265.939
Primary products.....		335132-P	06/81	261.458	261.967	262.757	262.309	264.048
Commercial and institutional-type electric lighting fixtures, including parts and accessories.....		335132-1	06/81	250.956	251.536	251.676	251.165	253.149
Industrial-type electric lighting fixtures, including parts and accessories.....		335132-5	06/81	290.410	290.410	295.087	295.087	295.087
Secondary products and miscellaneous receipts.....		335132-SM						
Secondary products.....		335132-S	06/81	323.810	323.801	-	-	-
Other lighting equipment, including lamps and bulbs mfg.....	335139		06/85	179.262	181.082	181.114	181.101	181.377
Primary products.....		335139-P	12/22	103.015	104.129	104.129	104.129	104.274
Electric lamp bulb, tubes, and components.....		335139-1	12/83	84.553	88.436	88.436	88.436	88.941
Outdoor lighting equipment (including parts and accessories).....		335139-2	06/85	209.474	209.474	209.474	209.474	209.474
Secondary products and miscellaneous receipts.....		335139-SM						
Secondary products.....		335139-S	06/85	191.084	-	-	-	-
Household appliance mfg.....	3352		12/84	162.606	162.314	161.860	163.052	162.887
Small electrical appliance mfg.....	33521		12/03	131.232	131.192	131.180	131.251	131.261
Small electrical appliance mfg.....	335210		12/11	119.260	119.224	119.213	119.278	119.287
Primary products.....		335210-P	12/11	119.788	119.749	119.738	119.745	119.755
Parts and attachments for small electric household appliances, including fan parts.....		335210-5	12/82	193.285	193.285	193.285	193.022	193.022
Household vacuum cleaners and other floor care machines (including parts and attachments).....		335210-6	12/82	129.146	129.565	129.565	129.565	129.565
Other small electric household appliances, including fans.....		335210-7	05/21	116.817	116.663	116.649	116.659	116.672
Secondary products and miscellaneous receipts.....		335210-SM						
Secondary products.....		335210-S	12/82	208.587	208.861	208.809	208.706	208.781
Major household appliance mfg.....	33522		12/03	165.385	165.043	164.498	165.918	165.717
Major household appliance mfg.....	335220		05/16	135.000	134.720	134.275	135.435	135.271
Primary products.....		335220-P	05/16	134.346	134.047	133.573	134.814	134.647
Household cooking appliances.....		335220-1	06/81	172.473	171.355	170.454	175.508	176.617
Electric household ranges, ovens (including microwave), surface cooking units, and equipment.....		335220-11	06/81	151.647	148.588	147.834	150.086	149.066
Gas household ranges, ovens, surface cooking units, and equipment (incl. parts and accessories).....		335220-13	06/81	166.152	166.373	165.235	172.108	173.221
Other household ranges and cooking equipment, including outdoor equipment.....		335220-15	06/81	244.325	246.202	245.508	254.655	262.708
Household refrigerators and home freezers.....		335220-2	12/81	127.646	127.393	127.064	125.262	124.951
Household refrigerators, including combination refrigerator-freezers.....		335220-21	12/81	120.723	120.416	119.717	118.133	117.905
Other major household appliances.....		335220-8	12/82	307.898	308.705	308.028	308.884	305.726
Household water heaters, electric, for permanent installation.....		335220-81	12/82	559.713	559.713	559.713	559.713	559.713
Household water heaters, excluding electric.....		335220-83	12/82	561.307	561.307	561.307	561.307	561.307
Secondary products and miscellaneous receipts.....		335220-SM						
Miscellaneous receipts.....		335220-M	05/16	137.090	137.090	137.090	137.090	135.364
Electrical equipment mfg.....	3353		12/03	203.016	204.126	205.339	206.376	206.578
Electrical equipment mfg.....	33531		12/03	203.016	204.126	205.339	206.376	206.578
Electric power and specialty transformer mfg.....	335311		06/81	415.858	414.927	416.845	418.587	418.587
Primary products.....		335311-P	06/81	410.201	409.276	411.181	412.949	412.949
Secondary products and miscellaneous receipts.....		335311-SM						
Motor and generator mfg.....	335312		06/83	279.028	279.099	282.463	285.103	285.548
Primary products.....		335312-P	06/83	277.729	277.802	281.268	284.077	284.569
Parts, supplies for motors, generators, generator sets, and other rotating equipment.....		335312-C	12/87	283.064	283.064	284.351	292.003	293.487
Other motors and generators n.e.c.....		335312-F	06/06	153.655	153.655	157.503	159.354	159.663
Fractional horsepower motors (rated at less than 746 watts) (except hermetics) ..		335312-1	06/83	211.117	211.775	211.775	212.262	212.262
Integral horsepower motors & generators other than for land transport equipment (exc hermetics).....		335312-3	06/83	418.694	418.694	418.694	418.694	418.694
Secondary products and miscellaneous receipts.....		335312-SM						
Miscellaneous receipts.....		335312-M	12/86	284.122	284.121	285.137	285.137	285.137
Secondary products.....		335312-S	06/83	263.179	263.179	263.769	266.531	266.780
Switchgear and switchboard apparatus mfg.....	335313		06/85	295.637	297.963	299.282	301.054	301.577
Primary products.....		335313-P	06/85	306.630	309.152	310.590	312.522	313.089
Switchgear, excluding ducts and relays.....		335313-A	06/85	339.733	344.825	347.339	350.787	351.849
Low voltage panelboards and distribution boards, 1000 volts or less.....		335313-3	06/85	266.967	266.967	266.967	266.967	266.967
Secondary products and miscellaneous receipts.....		335313-SM						

See footnotes at end of table.

Table 11. Producer price indexes for net output of selected industries and their products, not seasonally adjusted — Continued
 [September 2023]

Title ¹	Industry code	Product code	Index base	Unadjusted index ²				
				May 2023	June 2023 ^P	July 2023 ^P	Aug. 2023 ^P	Sept. 2023 ^P
Relay and industrial control mfg.	335314		06/85	271.120	274.696	275.457	275.457	275.457
Primary products.		335314-P	06/85	289.296	293.252	294.083	294.083	294.083
Specific-purpose industrial controls.		335314-C	01/19	123.503	124.589	124.591	124.591	124.591
General-purpose industrial controls.		335314-F	01/19	134.383	137.388	138.153	138.153	138.153
Relays for electronic circuitry, industrial control overload and switchgear type.		335314-1	06/90	225.683	225.683	225.683	225.683	—
Parts for industrial controls and motor-control accessories.		335314-7	06/90	256.660	257.357	257.357	257.357	257.357
Secondary products and miscellaneous receipts.		335314-SM						
Miscellaneous receipts.		335314-M	06/85	289.180	289.180	289.180	289.180	289.180
Other electrical equipment & component mfg.	3359		12/03	223.885	224.027	226.541	227.634	225.853
Storage battery mfg.	33591		12/03	196.452	196.933	196.793	196.881	196.927
Battery mfg.	335910		12/84	265.601	266.251	266.063	266.181	266.244
Primary products.		335910-P	12/84	268.156	268.840	268.642	268.767	268.833
Storage batteries.		335910-1	12/84	269.034	269.362	268.985	268.985	268.985
Storage batteries, lead acid type, BCI dimensional size group 8D or smaller.		335910-11	12/84	259.998	259.998	259.436	259.436	259.436
Storage batteries, lead acid type, larger than BCI dimensional size group 8D.		335910-12	12/84	313.957	316.397	316.397	316.397	316.397
Primary batteries.		335910-2	12/80	253.373	255.171	255.557	256.076	256.352
Secondary products and miscellaneous receipts.		335910-SM						
Secondary products.		335910-S	12/84	297.600	297.600	297.600	297.600	297.600
Communication & energy wire & cable mfg.	33592		12/03	258.177	256.313	271.426	274.844	265.537
Fiber optic cable mfg.	335921		12/03	99.415	99.415	99.415	99.415	99.415
Primary products.		335921-P	12/03	100.034	100.034	100.034	100.034	100.034
Fiber optic cable, made from purchased fiber optic strand.		335921-0	12/03	100.034	100.034	100.034	100.034	100.034
Secondary products and miscellaneous receipts.		335921-SM						
Other communication and energy wire mfg.	335929		12/03	295.024	292.336	314.155	319.092	305.649
Primary products.		335929-P	12/03	309.220	306.167	330.012	335.379	320.990
Electronic wire and cable, made of nonferrous metals (purchased wire).		335929-A	12/82	326.764	317.216	316.922	316.922	316.922
Other insulated wire & cable, incl control & signal, made of nonferrous metals (purchased wire).		335929-F	12/11	147.060	145.828	144.888	147.105	149.060
Power wire and cable, made from nonferrous metals (purchased wire).		335929-1	12/82	511.472	515.137	618.707	638.020	572.237
Secondary products and miscellaneous receipts.		335929-SM						
Wiring device mfg.	33593		12/03	249.268	249.842	247.966	249.327	249.628
Current-carrying wiring device mfg.	335931		12/81	291.081	294.326	294.283	297.564	298.389
Primary products.		335931-P	12/81	281.758	285.007	284.907	288.209	289.021
Current-carrying wiring devices n.e.c.		335931-A	06/06	186.380	192.374	192.518	194.728	195.825
Current-carrying switches for electrical circuitry (including vehicular switches).		335931-1	12/99	175.402	175.436	175.537	175.651	175.299
Current-carrying wire connectors for electrical circuitry.		335931-9	12/81	249.483	241.061	239.865	246.195	246.298
Secondary products and miscellaneous receipts.		335931-SM						
Secondary products.		335931-S	12/81	310.735	311.362	313.898	313.780	314.544
Noncurrent-carrying wiring device mfg.	335932		12/81	559.631	555.411	546.565	546.014	545.681
Primary products.		335932-P	12/81	564.333	559.458	549.240	548.603	548.219
Noncurrent-carrying electrical conduit and conduit fittings, incl. plastic conduit & fittings.		335932-4	12/81	664.024	651.139	627.087	625.980	622.323
Other noncurrent-carrying wiring devices and supplies (boxes, covers, bar hangers, etc.).		335932-6	12/81	508.800	510.880	510.277	509.584	514.173
Secondary products and miscellaneous receipts.		335932-SM						
All other electrical equipment & component mfg.	33599		12/03	168.210	168.879	169.106	169.137	169.044
Carbon and graphite product mfg.	335991		06/85	226.202	226.189	226.809	226.873	226.374
Primary products.		335991-P	06/85	239.848	239.834	240.499	240.568	240.033
Carbon and graphite products, including electrodes for electric arc furnaces.		335991-0	06/85	239.848	239.834	240.499	240.568	240.033
Secondary products and miscellaneous receipts.		335991-SM						
Miscellaneous receipts.		335991-M	10/88	149.998	149.998	—	—	—
Miscellaneous electrical equipment mfg.	335999		12/03	159.475	160.324	160.465	160.489	160.489
Primary products.		335999-P	12/03	157.247	158.034	158.201	158.229	158.229
Rectifying apparatus.		335999-3	12/85	210.586	210.586	210.586	210.586	210.586
All miscellaneous electrical equipment except rectifying apparatus.		335999-4	06/08	140.780	141.572	141.740	141.768	141.768
Secondary products and miscellaneous receipts.		335999-SM						
Transportation equipment manufacturing.	336		12/03	139.518	139.568	139.785	139.749	139.821
Motor vehicle manufacturing.	3361		12/03	124.071	123.862	124.067	123.967	123.988
Automobile and light truck manufacturing.	33611		12/03	121.672	121.412	121.590	121.482	121.505
Automobile, light truck and utility vehicle mfg.	336110		06/82	167.456	167.098	167.343	167.194	167.225
Primary products.		336110-P	06/82	165.331	164.974	165.218	165.070	165.101
Passenger cars and chassis.		336110-1	06/82	140.588	139.136	139.225	139.317	139.317
Trucks, truck tractors, & bus chassis 14,000 lb or less, incl. minivans & suvs.		336110-2	06/82	195.853	195.800	196.126	195.881	195.926
Secondary products and miscellaneous receipts.		336110-SM						

See footnotes at end of table.

Table 11. Producer price indexes for net output of selected industries and their products, not seasonally adjusted — Continued
 [September 2023]

Title ¹	Industry code	Product code	Index base	Unadjusted index ²				
				May 2023	June 2023 ^p	July 2023 ^p	Aug. 2023 ^p	Sept. 2023 ^p
Heavy duty truck manufacturing.....	33612		12/03	159.849	160.332	160.903	160.904	160.906
Heavy duty truck mfg.....	336120		12/03	159.897	160.381	160.952	160.953	160.954
Primary products.....		336120-P	12/03	161.376	161.867	162.448	162.448	162.448
Trucks, truck tractors, and bus chassis (chassis of own manufacture) 14,001 to 33,000 lbs.....		336120-1	12/03	169.135	171.677	171.677	171.677	171.677
Buses, including military and firefighting vehicles (chassis of own manufacture) ..		336120-3	12/03	171.166	171.166	172.917	172.917	172.917
Secondary products and miscellaneous receipts.....		336120-SM						
Motor vehicle body and trailer manufacturing.....	3362		12/03	201.838	201.903	202.081	202.260	202.461
Motor vehicle body and trailer manufacturing.....	33621		12/03	202.195	202.260	202.439	202.617	202.819
Motor vehicle body mfg.....	336211		12/82	336.718	337.026	338.428	338.579	338.886
Primary products.....		336211-P	12/82	332.586	332.453	333.946	334.091	334.402
Other truck and vehicle bodies, sold separately.....		336211-5	12/08	152.609	152.185	152.176	152.176	152.176
Dump truck bodies, for sale separately.....		336211-5A	12/08	175.894	169.821	169.821	169.821	169.821
All other truck and vehicle bodies, sold separately.....		336211-5B	12/08	151.082	151.082	151.082	151.082	151.082
Buses and firefighting vehicles, complete, produced on purchased chassis.....		336211-7	12/08	129.903	130.016	130.016	130.174	130.334
Other trucks and vehicles, complete, produced on purchased chassis.....		336211-9	12/08	160.167	161.003	161.052	161.102	161.654
Other trucks and vehicles, complete, produced on purchased chassis, except upfitting trucks.....		336211-91	09/15	143.316	144.712	144.825	144.938	146.208
Secondary products and miscellaneous receipts.....		336211-SM						
Secondary products.....		336211-S	12/82	285.546	291.330	291.345	291.543	291.742
Truck trailer mfg.....	336212		12/79	372.071	372.064	369.168	369.168	368.579
Primary products.....		336212-P	12/79	370.333	370.336	367.424	367.424	366.814
Truck trailers and chassis, axle rating 10,000 lbs or more.....		336212-1	12/79	355.260	355.263	352.206	352.206	351.566
Truck trailers and chassis, axle rating less than 10,000 lbs.....		336212-3	11/84	482.607	482.607	482.607	482.607	482.607
Secondary products and miscellaneous receipts.....		336212-SM						
Secondary products.....		336212-S1	05/21	143.225	143.312	143.368	143.369	143.361
Motor home mfg.....	336213		06/84	216.723	216.785	217.963	217.963	217.963
Primary products.....		336213-P	06/84	212.643	212.705	213.878	213.878	213.878
Motor homes built on purchased chassis.....		336213-0	06/06	126.770	126.807	127.507	127.507	127.507
Secondary products and miscellaneous receipts.....		336213-SM1						
Travel trailer and camper mfg.....	336214		12/03	207.721	207.739	208.511	208.950	209.631
Primary products.....		336214-P	12/03	208.980	208.995	209.713	210.121	211.124
Travel trailers.....		336214-1	06/84	280.580	280.580	282.150	282.727	281.985
Conventional travel trailers.....		336214-19	12/11	169.040	169.040	170.548	171.102	170.484
Fifth wheel travel trailers.....		336214-1A	12/11	—	174.620	174.620	174.620	—
Automobile and light truck trailers.....		336214-3	12/92	262.615	262.723	262.276	263.137	268.841
Camping trailers, campers, pick-up covers, and parts.....		336214-5	06/84	344.148	344.148	344.148	344.148	350.175
Other parts and components, excluding appliances and furnishings.....		336214-53	06/84	344.468	344.468	344.468	—	351.999
Truck campers, caps, box covers, and fold-down camping trailers.....		336214-56	06/14	145.460	145.460	145.460	145.460	146.737
Secondary products and miscellaneous receipts.....		336214-SM						
Secondary products.....		336214-S	06/84	249.945	250.018	250.018	250.018	248.780
Motor vehicle parts manufacturing.....	3363		12/03	126.965	126.992	127.201	127.122	127.220
Motor vehicle gasoline engine and parts mfg.....	33631		12/03	127.824	127.514	127.494	128.072	128.343
Motor vehicle gasoline engine and engine parts mfg.....	336310		12/03	128.313	128.002	127.982	128.562	128.835
Primary products.....		336310-P	12/03	128.041	127.706	127.685	128.277	128.564
Gasoline engines and engine parts (excluding carburetors).....		336310-2	12/03	127.180	126.818	126.755	127.316	127.627
Carburetors, pistons, piston rings, and valves.....		336310-3	12/82	196.550	196.550	197.234	198.598	198.598
Secondary products and miscellaneous receipts.....		336310-SM						
Miscellaneous receipts.....		336310-M1	09/18	120.921	120.921	121.247	121.247	121.247
Secondary products.....		336310-S	12/11	116.875	117.048	117.042	117.341	117.292
Motor vehicle electric equipment.....	33632		12/03	122.433	122.363	122.714	122.705	122.711
Motor vehicle electrical and electronic equipment mfg.....	336320		12/03	121.967	121.897	122.247	122.238	122.244
Primary products.....		336320-P	12/03	115.826	115.751	116.072	116.074	116.076
Vehicular lighting equipment.....		336320-1	12/83	138.283	138.077	138.077	138.077	138.077
Other motor vehicle electrical and electronic equipment.....		336320-2	12/03	115.616	115.568	115.974	115.977	115.978
Battery charging alternators, generators, and regulators.....		336320-23	12/82	137.822	137.888	137.812	137.856	137.876
Parts for engine electrical and electronic equipment.....		336320-2A	12/82	166.514	166.514	167.365	167.365	167.365
All other miscellaneous non-engine electrical and electronic equipment.....		336320-2D	12/03	120.041	119.966	119.966	119.966	119.966
All other miscellaneous complete engine electrical equipment, including spark plugs.....		336320-2U	12/82	128.812	128.726	128.726	128.726	128.726
Secondary products and miscellaneous receipts.....		336320-SM						
Miscellaneous receipts.....		336320-M	12/03	141.028	141.060	142.477	141.844	142.125
Secondary products.....		336320-S	12/03	129.129	129.818	130.160	130.160	130.150
Motor vehicle steering and suspension parts.....	33633		12/03	110.069	110.249	110.848	110.792	110.792
Motor vehicle steering and suspension components (except spring) manufacturing.....	336330		12/03	109.861	110.041	110.639	110.582	110.582

See footnotes at end of table.

Table 11. Producer price indexes for net output of selected industries and their products, not seasonally adjusted — Continued
[September 2023]

Title ¹	Industry code	Product code	Index base	Unadjusted index ²				
				May 2023	June 2023 ^p	July 2023 ^p	Aug. 2023 ^p	Sept. 2023 ^p
Motor vehicle steering and suspension components (except spring) manufacturing - Continued								
Primary products.....		336330-P	12/03	106.640	106.843	107.503	107.503	107.503
Motor vehicle steering and suspension components (excluding spring), new and rebuilt.....		336330-0	12/99	106.446	106.648	107.306	107.306	107.306
Secondary and miscellaneous receipts.....		336330-SM						
Motor vehicle brake system manufacturing.....	33634		12/03	140.478	140.243	139.637	139.894	139.936
Motor vehicle brake system mfg.....	336340		12/03	140.463	140.227	139.619	139.876	139.918
Primary products.....		336340-P	12/03	141.642	141.367	140.642	140.916	140.960
Motor vehicle brake parts and assemblies, new.....		336340-1	12/88	149.859	149.539	148.697	149.015	149.066
Motor vehicle drum brake assemblies and parts, new.....		336340-1E	12/05	151.631	150.542	151.976	151.875	151.875
Motor vehicle disc brake assemblies and parts, new.....		336340-1F	12/11	142.305	142.305	137.222	137.222	137.222
Other motor vehicle brake parts and assemblies, new.....		336340-1G	12/99	122.842	122.845	123.325	124.003	124.104
Secondary products and miscellaneous receipts.....		336340-SM						
Motor vehicle power train components mfg.....	33635		12/03	135.430	135.470	135.830	135.919	135.889
Motor vehicle transmission and power train parts manufacturing.....	336350		12/03	133.823	133.862	134.218	134.307	134.277
Primary products.....		336350-P	12/03	128.224	128.271	128.598	128.684	128.654
Motor vehicle drive train components, excluding wheels and brakes, new.....		336350-2	12/88	131.659	131.710	132.064	132.154	132.122
Motor vehicle transmissions (except auxiliary and parts), new.....		336350-20	06/12	115.934	115.934	115.464	115.750	115.750
Parts for manual and automatic transmissions, new.....		336350-23	12/88	129.124	129.139	130.874	130.843	130.779
Other motor vehicle drive train components, except wheels and brakes, new.....		336350-25	12/99	98.741	98.873	99.264	99.113	99.071
Motor vehicle drive train components, rebuilt.....		336350-3	12/03	143.727	143.727	143.727	143.762	143.762
Secondary products and miscellaneous receipts.....		336350-SM						
Secondary products.....		336350-S	12/03	137.930	137.151	138.921	139.013	139.074
Motor vehicle seating and interior trim mfg.....	33636		12/03	114.597	113.892	113.841	113.662	113.802
Motor vehicle seating and interior trim mfg.....	336360		12/03	114.536	113.835	113.783	113.600	113.742
Primary products.....		336360-P	12/03	112.957	111.796	111.779	111.760	112.247
Automobile trimmings.....		336360-1	12/03	93.430	93.140	93.140	93.041	93.041
Seats for public conveyance and aircraft.....		336360-3	12/01	118.801	117.465	117.422	117.513	117.547
Secondary products and miscellaneous receipts.....		336360-SM						
Secondary products.....		336360-S	12/03	161.568	163.340	162.618	158.993	160.627
Motor vehicle metal stamping.....	33637		12/03	127.102	127.818	128.252	127.681	127.967
Motor vehicle metal stamping.....	336370		12/82	139.207	139.990	140.466	139.841	140.154
Primary products.....		336370-P	12/82	130.246	131.013	131.466	130.917	131.219
Automotive job stampings (truck, bus, and passenger car).....		336370-0	12/82	130.246	131.013	131.466	130.917	131.219
Secondary products and miscellaneous receipts.....		336370-SM						
Secondary products.....		336370-S	12/82	142.801	142.830	142.790	142.294	142.393
Other motor vehicle parts manufacturing.....	33639		12/03	126.882	127.223	127.503	127.095	127.120
Other motor vehicle parts mfg.....	336390		12/03	129.404	129.752	130.038	129.622	129.647
Primary products.....		336390-P	12/03	126.834	127.189	127.487	127.089	127.120
Filters, new, internal combustion engines and motor vehicles.....		336390-A	12/82	190.874	190.874	190.874	190.874	190.874
Motor vehicle air-conditioning systems and compressors.....		336390-B	12/03	102.550	102.550	102.307	-	-
All other motor vehicle parts and accessories, including trailer hitches.....		336390-8	12/03	116.556	117.165	117.586	117.624	117.624
Secondary products and miscellaneous receipts.....		336390-SM						
Secondary products.....		336390-S	12/11	128.383	128.376	128.145	128.316	128.174
Aerospace product and parts manufacturing.....	3364		06/85	266.607	267.274	267.587	267.583	267.695
Aerospace product and parts manufacturing.....	33641		06/85	266.607	267.274	267.587	267.583	267.695
Aircraft mfg.....	336411		12/85	277.237	278.105	278.427	278.386	278.538
Primary products.....		336411-P	12/85	265.576	266.455	266.783	266.740	266.895
Civilian aircraft.....		336411-3	12/85	331.827	333.372	333.947	333.873	334.145
Military aircraft.....		336411-4	06/13	104.662	104.662	104.662	104.662	104.662
Secondary products and miscellaneous receipts.....		336411-SM						
Secondary products.....		336411-S	12/85	481.137	481.239	481.239	481.239	481.239
Aircraft engine and engine parts mfg.....	336412		12/85	258.245	258.320	258.892	259.105	259.105
Primary products.....		336412-P	12/85	255.956	256.065	256.836	257.084	257.084
Aeronautical services on aircraft engines.....		336412-5	12/85	259.780	259.780	259.780	259.780	259.780
Aircraft engine parts and accessories.....		336412-7	12/85	267.347	267.546	268.961	269.416	269.416
Parts and accessories for military aircraft engines.....		336412-75	12/11	125.107	125.442	125.697	125.661	125.661
Parts and accessories for civilian aircraft engines.....		336412-77	12/11	118.250	118.222	119.042	119.362	119.362
Secondary products and miscellaneous receipts.....		336412-SM						
Secondary products.....		336412-S	12/85	245.517	245.519	247.123	247.337	247.337
Other aircraft parts and equipment mfg.....	336413		06/85	206.403	206.393	206.423	206.431	206.412
Primary products.....		336413-P	06/85	201.548	201.538	201.588	201.588	201.588
Aircraft propellers and helicopter rotors.....		336413-1	12/91	220.725	220.819	221.067	221.067	221.067

See footnotes at end of table.

Table 11. Producer price indexes for net output of selected industries and their products, not seasonally adjusted — Continued
[September 2023]

Title ¹	Industry code	Product code	Index base	Unadjusted index ²				
				May 2023	June 2023 ^P	July 2023 ^P	Aug. 2023 ^P	Sept. 2023 ^P
Other aircraft parts and equipment mfg - Continued								
Aircraft parts and auxiliary equipment.....		336413-7	06/85	193.484	193.466	193.500	193.500	193.500
Aircraft landing gear for civilian and military aircraft.....		336413-72	06/08	187.527	187.527	187.527	187.527	187.527
Other aircraft subassemblies and parts for military aircraft.....		336413-73	06/08	125.458	125.376	125.533	125.533	125.533
Other aircraft subassemblies and parts for civilian aircraft.....		336413-74	06/08	114.174	114.174	114.174	114.174	114.174
Secondary products and miscellaneous receipts.....		336413-SM						
Secondary products.....		336413-S	06/85	255.317	255.317	254.305	254.694	253.791
Railroad rolling stock manufacturing.....	3365		06/84	227.545	227.565	228.770	228.771	228.772
Railroad rolling stock manufacturing.....	33651		06/84	227.623	227.643	228.849	228.850	228.850
Railroad rolling stock mfg.....	336510		06/84	227.424	227.444	228.649	228.650	228.650
Primary products.....		336510-P	06/84	233.969	233.989	235.249	235.249	235.249
Street, subway, trolley, and rapid transit cars, and railway maintenance equipment and parts.....		336510-5	06/84	190.699	190.736	192.929	192.929	192.929
Railway maintenance of way equipment & parts, parts for all railcars, & other railway vehicles.....		336510-54	06/84	192.633	192.677	195.371	195.371	195.371
Air brake and other brake equipment.....		336510-541	06/84	129.010	129.010	129.370	129.370	-
Secondary products and miscellaneous receipts.....		336510-SM						
Miscellaneous receipts.....		336510-M	06/84	167.982	167.982	167.982	167.982	167.982
Secondary products.....		336510-S1	12/11	113.241	113.241	113.241	113.283	113.311
Ship and boat building.....	3366		12/84	274.609	275.229	276.661	277.197	278.068
Ship and boat building.....	33661		12/84	274.620	275.240	276.671	277.208	278.079
Ship building and repairing.....	336611		12/85	242.166	242.148	243.313	244.268	244.365
Primary products.....		336611-P	12/85	231.497	231.480	232.492	233.494	233.595
Ship repair, nonmilitary.....		336611-A	12/85	312.469	312.469	312.469	320.363	320.496
Military self-propelled ships, new construction.....		336611-5	12/85	189.706	189.675	191.240	191.240	191.240
Ship repair, military.....		336611-8	12/85	206.475	206.475	206.475	206.992	206.992
Nonmilitary self-propelled ships, new construction.....		336611-9	12/85	405.362	405.362	408.524	408.524	410.228
Secondary products and miscellaneous receipts.....		336611-SM2						
Boat building.....	336612		12/81	372.855	375.586	377.856	376.971	380.397
Primary products.....		336612-P	12/81	371.828	374.578	376.855	375.956	379.379
Outboard motorboats, including commercial and military (except sailboats and lifeboats).....		336612-1	12/81	447.638	449.955	452.999	451.580	456.351
Outboard motorboats, wood or metal, incl. comm. and military (exc. sailboats and lifeboats).....		336612-11	06/11	175.137	175.855	177.209	174.875	175.440
Outboard motorboats, plastics/fiberglass, incl. comm. and mil. (exc. sailboats and lifeboats).....		336612-14	06/11	167.135	168.098	169.149	169.553	172.017
Inboard motorboats, including commercial and military (except sailboats and lifeboats).....		336612-3	12/81	360.803	363.452	367.524	368.596	372.313
Inboard cabin cruisers, including commercial and military (except sailboats and lifeboats).....		336612-31	06/11	147.362	148.664	149.616	149.616	151.867
Other inboard motorboats, including commercial and military (except sailboats and lifeboats).....		336612-32	06/11	152.525	153.173	156.421	157.813	157.813
Inboard-outdrive boats, including commercial and military (except sailboats and lifeboats).....		336612-5	12/81	289.359	298.806	298.806	298.806	298.806
All other inboard-outdrive boats, incl. comm. and military (except sailboats and lifeboats).....		336612-52	06/11	137.963	142.333	142.333	142.333	142.333
All other boats (excluding military and commercial).....		336612-8	12/81	299.387	299.948	299.948	299.948	299.948
Secondary products and miscellaneous receipts.....		336612-SM						
Miscellaneous receipts.....		336612-M	12/88	327.762	330.100	329.940	330.235	336.053
Other transportation equipment manufacturing.....	3369		12/03	128.385	128.526	128.183	128.183	128.166
Other transportation equipment manufacturing.....	33699		12/03	128.385	128.526	128.183	128.183	128.166
Motorcycle, bicycle, and parts mfg.....	336991		12/84	160.307	160.897	160.897	160.897	160.897
Primary products.....		336991-P	12/84	165.673	166.285	166.285	166.285	166.285
Motorcycles, including three-wheel motorbikes, motorscooters, mopeds, and parts.....		336991-3	12/84	188.939	189.765	189.765	189.765	189.765
Bicycles, including parts (excluding children's 2-wheel sidewalk cycles).....		336991-4	12/84	159.038	159.038	159.038	159.038	159.038
Cycles, all types, tubular construction.....		336991-42	12/98	129.558	129.558	129.558	129.558	129.558
Parts for bicycles, unicycles, and adult tricycles.....		336991-45	12/84	169.061	169.061	169.061	169.061	169.061
Secondary products and miscellaneous receipts.....		336991-SM						
Secondary products.....		336991-S	12/84	184.854	184.854	184.854	184.854	184.854
All other transportation equipment mfg.....	336999		12/03	131.674	131.566	130.953	130.953	130.923
Primary products.....		336999-P	12/03	129.794	129.685	129.061	129.061	129.032
All-terrain vehicles and parts.....		336999-4	06/08	118.449	118.122	118.050	118.052	118.060
All other miscellaneous transportation equipment.....		336999-6	06/08	122.568	122.568	121.626	121.626	121.576
Secondary products and miscellaneous receipts.....		336999-SM						
Secondary products.....		336999-S	12/03	173.865	173.865	173.865	173.865	173.783
Furniture & related product mfg.....	337		12/84	268.849	268.819	269.884	269.393	269.345

See footnotes at end of table.

Table 11. Producer price indexes for net output of selected industries and their products, not seasonally adjusted — Continued
[September 2023]

Title ¹	Industry code	Product code	Index base	Unadjusted index ²				
				May 2023	June 2023 ^p	July 2023 ^p	Aug. 2023 ^p	Sept. 2023 ^p
HH & institutional furniture & kitchen cabinet mfg.	3371		12/84	254.829	255.122	255.659	255.263	255.272
Wood kitchen cabinet & countertop mfg.	33711		12/03	158.790	158.429	158.429	157.583	157.583
Wood kitchen cabinet and countertop mfg.	337110		06/84	268.103	267.495	267.495	266.079	266.079
Primary products.		337110-P	12/03	159.006	158.620	158.620	157.297	157.297
Custom wood kitchen cabinets, bathroom vanities, and related cabinet sold directly to customers.		337110-H	03/04	146.969	146.969	146.969	143.418	143.418
Stock wood kitchen cabinets and related cabinetwork for permanent installation. ...		337110-1	06/84	249.240	247.875	247.875	246.059	246.059
Secondary products and miscellaneous receipts.		337110-SM						
Household & institutional furniture mfg.	33712		12/03	179.876	180.418	181.003	181.098	181.108
Upholstered household furniture mfg.	337121		06/82	267.438	267.538	267.538	267.917	267.823
Primary products.		337121-P	06/82	257.744	257.846	257.846	258.141	258.045
Upholstered household furniture, excl. dual-purpose sleep furniture.		337121-1	06/82	253.917	254.037	254.037	254.384	254.271
Upholstered household sofas, davenports, settees, and loveseats, except custom.		337121-11	06/82	255.078	255.078	255.078	255.078	254.965
Upholstered household sectional sofa pieces, except custom.		337121-12	12/87	210.880	210.880	210.880	211.673	211.623
Upholstered household rocking chairs, including swivel rockers, except custom.		337121-13	06/82	221.586	221.586	221.586	221.586	221.552
Other upholstered household furniture, including custom sold at retail.		337121-15	06/05	187.195	187.851	187.851	188.588	188.379
Dual-purpose sleep furniture incl. futon, conv. sofa, jackknife & chair beds, except custom.		337121-4	06/89	283.178	283.178	283.178	283.178	283.178
Secondary products and miscellaneous receipts.		337121-SM						
Miscellaneous receipts.		337121-M	06/05	221.025	221.025	-	-	-
Nonupholstered wood household furniture mfg.	337122		12/79	340.022	348.085	354.170	354.170	354.173
Primary products.		337122-P	12/79	358.907	369.987	378.051	378.051	378.051
Wood dining room, kitchen, outdoor, and ready-to-assemble furniture, excl. cabinets and custom.		337122-G	12/22	105.210	109.339	110.077	110.077	110.077
Wood household den, family room, library, and living room furniture, except custom.		337122-1	12/79	354.603	357.675	359.162	359.162	359.162
Wood bedroom furniture, including infants' and children's, except custom.		337122-8	12/79	359.933	361.118	361.458	361.458	361.458
Secondary products and miscellaneous receipts.		337122-SM						
Secondary products.		337122-S	12/79	279.855	280.034	282.137	282.137	282.165
Household furniture (except wood and upholstered) mfg.	337126		06/84	260.695	259.506	259.543	259.505	258.852
Primary products.		337126-P	06/84	251.686	250.649	250.686	250.735	250.584
Metal dining room and kitchen furniture, incl. padded and plain chairs and stools. .		337126-1	06/84	202.701	206.163	206.700	207.431	205.201
Metal outdoor and casual furniture, incl. beach, lawn, garden and porch.		337126-3	06/84	368.169	361.049	361.049	361.049	361.049
Nonupholstered household furniture (except wood and metal).		337126-6	12/85	140.969	140.969	140.969	-	-
Secondary products and miscellaneous receipts.		337126-SM						
Secondary products.		337126-S	06/84	306.566	304.100	304.140	303.274	297.886
Institutional furniture mfg.	337127		12/03	206.874	206.916	207.590	207.406	207.952
Primary products.		337127-P	12/03	208.942	208.977	209.705	209.549	210.111
Other institutional furniture.		337127-B	12/11	155.177	155.267	157.029	156.309	156.773
School furniture (except stone and concrete), excl. library furniture.		337127-1	12/84	374.843	374.843	374.843	376.377	377.343
Public building and related furniture, excl. bar, bowling, cafeteria, restaurant and school.		337127-5	12/84	306.773	306.773	306.773	306.773	306.792
Public furniture (bar, bowling center, cafeteria, and restaurant).		337127-8	12/03	198.863	198.853	198.890	198.735	200.495
Secondary products and miscellaneous receipts.		337127-SM						
Miscellaneous receipts.		337127-M	12/03	208.444	208.444	205.492	203.436	203.436
Secondary products.		337127-S	12/03	178.121	178.422	178.785	178.313	178.630
Office furniture (including fixtures) mfg.	3372		12/03	199.108	198.587	200.115	199.484	199.780
Office furniture (including fixtures) mfg.	33721		12/03	199.109	198.588	200.116	199.484	199.780
Wood office furniture mfg.	337211		06/85	270.470	270.071	270.648	270.648	270.652
Primary products.		337211-P	06/85	263.777	264.581	265.214	265.214	265.214
Wood office furniture panel systems, desking systems, and other wood office furniture.		337211-A	06/98	156.585	156.585	156.585	156.585	156.585
Wood office seating, including upholstered.		337211-1	06/98	190.177	190.177	192.233	192.233	192.233
Wood office desks and desk extensions.		337211-4	06/85	318.431	320.613	320.613	320.613	320.613
Wood office files, storage units, and tables.		337211-7	06/98	182.424	183.106	183.106	183.106	183.106
Secondary products and miscellaneous receipts.		337211-SM						
Secondary products.		337211-S	06/85	291.769	279.875	279.818	279.818	279.862
Custom architectural woodwork and millwork.	337212		12/03	174.718	174.718	178.840	179.188	179.268
Primary products.		337212-P	12/03	171.072	171.072	174.753	175.108	175.108
Custom architectural woodwork, millwork, and fixtures.		337212-0	12/03	171.072	171.072	174.753	175.108	175.108
Secondary products and miscellaneous receipts.		337212-SM						
Office furniture, except wood, mfg.	337214		12/79	412.941	413.338	414.591	413.115	412.015
Primary products.		337214-P	12/79	413.894	414.290	415.580	414.095	412.980
Office furniture, other types, except wood, including panel systems.		337214-A	12/79	-	498.999	498.966	493.549	492.100
Office seating, including upholstered, except wood.		337214-1	12/79	292.647	292.647	292.507	292.507	292.507

See footnotes at end of table.

Table 11. Producer price indexes for net output of selected industries and their products, not seasonally adjusted — Continued
 [September 2023]

Title ¹	Industry code	Product code	Index base	Unadjusted index ²				
				May 2023	June 2023 ^P	July 2023 ^P	Aug. 2023 ^P	Sept. 2023 ^P
Office furniture, except wood, mfg - Continued								
Office desk and desk extensions, except wood.....		337214-4	12/79	—	475.630	474.987	474.987	475.484
Office files, storage units, and tables, except wood.....		337214-7	06/95	224.295	225.368	228.360	228.901	227.439
Secondary products and miscellaneous receipts.....		337214-SM						
Showcases, partitions, shelving, and lockers mfg.....	337215		12/03	216.196	214.058	213.731	211.793	213.491
Primary products.....		337215-P	12/03	192.780	190.636	190.520	188.685	190.239
Bookstacks and other shelving, except wood.....		337215-A2	06/06	153.201	154.517	155.549	153.966	—
Storage racks and accessories, except wood.....		337215-E	12/83	278.263	273.096	267.072	253.799	253.799
Fixtures (bank, office, and store), except wood.....		337215-G	12/83	326.170	323.875	323.875	323.875	334.300
Wood furniture dimensions and nonwood furniture parts and frames.....		337215-L	12/06	—	—	199.631	—	—
Secondary products and miscellaneous receipts.....		337215-SM						
Other furniture related product mfg.....	3379		12/03	179.193	179.262	179.299	179.247	178.447
Mattress mfg.....	33791		12/03	179.597	179.691	179.742	179.671	178.570
Mattress mfg.....	337910		06/83	251.635	251.767	251.839	251.739	250.197
Primary products.....		337910-P	06/83	249.414	249.546	249.619	249.675	248.117
Mattress and foundation sets.....		337910-E	12/03	136.491	136.491	136.491	136.491	136.491
Innerspring mattresses, excluding crib-size.....		337910-1	01/04	209.598	210.091	210.061	212.082	209.556
Other mattresses, including crib, foam, waterbed mattresses and mattress inserts.....		337910-4	06/83	249.574	249.574	249.574	249.758	249.758
Foundations, excl. innerspring units, hybrid-type flotation, ensembles, and adjustable units.....		337910-7	12/03	200.668	199.909	200.689	200.732	196.666
Secondary products and miscellaneous receipts.....		337910-SM						
Blind & shade mfg.....	33792		12/03	194.841	194.841	194.841	194.841	194.841
Blind and shade mfg.....	337920		06/84	295.792	295.792	295.792	295.792	295.792
Primary products.....		337920-P	06/84	311.384	311.384	311.384	311.384	311.384
Other blinds and shades, including curtain and drapery fixtures, poles and rods.....		337920-8	06/84	228.386	228.386	228.386	228.386	228.386
Secondary products and miscellaneous receipts.....		337920-SM						
Miscellaneous mfg.....	339		12/03	144.591	145.059	144.941	144.994	144.985
Medical equipment & supplies mfg.....	3391		12/03	131.207	131.960	131.862	132.012	131.900
Medical equipment & supplies mfg.....	33911		12/03	131.209	131.962	131.864	132.014	131.902
Surgical and medical instrument mfg.....	339112		06/82	150.682	150.689	150.448	150.461	149.920
Primary products.....		339112-P	06/82	151.965	151.974	151.721	151.726	151.148
Surgical and medical instruments.....		339112-0	06/82	145.632	145.641	145.398	145.403	144.849
Surgical and orthopedic instruments.....		339112-01	06/12	114.727	114.727	114.121	114.121	114.254
Surgical and medical catheters.....		339112-05	06/82	115.470	115.470	115.470	115.470	115.470
Other surgical and medical apparatus and instruments, excluding parts.....		339112-06	06/12	103.984	103.984	103.984	103.984	102.604
Parts for surgical and medical apparatus and instruments.....		339112-09	06/12	113.418	113.553	113.553	113.627	113.627
Secondary products and miscellaneous receipts.....		339112-SM						
Secondary products.....		339112-S	10/82	124.853	124.853	124.857	125.059	125.283
Surgical appliance and supplies mfg.....	339113		06/83	235.884	237.202	237.162	237.797	238.331
Primary products.....		339113-P	06/83	241.619	242.639	242.570	243.258	243.854
Medical and surgical appliances and supplies, incl. orthopedic, prosthetic, and therapeutic.....		339113-2	06/83	228.433	229.576	229.351	229.888	230.470
Artificial joints and limbs.....		339113-21	06/83	332.831	328.219	328.949	329.919	330.336
Other orthopedic and prosthetic appliances.....		339113-22	12/03	99.463	99.463	99.513	99.513	99.931
Other medical and surgical appliances and supplies.....		339113-27	12/03	140.526	142.036	141.745	142.117	142.477
Hospital beds and specialized hospital furniture.....		339113-4	12/11	140.915	140.915	140.915	140.915	140.915
Personal industrial and nonindustrial safety equipment and clothing.....		339113-6	06/83	293.950	294.786	295.666	297.725	298.762
Secondary products and miscellaneous receipts.....		339113-SM						
Secondary products.....		339113-S	06/83	166.241	170.821	171.071	171.298	171.322
Dental equipment and supplies mfg.....	339114		06/85	464.466	464.346	464.636	465.058	464.764
Primary products.....		339114-P	06/85	443.120	443.319	443.074	443.338	443.306
Dental professional equipment and supplies.....		339114-1	06/97	205.132	205.148	205.187	205.159	205.141
Professional dental equipment.....		339114-11	06/85	330.489	330.455	330.535	330.509	330.492
Professional dental supplies.....		339114-12	06/85	296.633	296.766	296.789	296.714	296.667
Secondary products and miscellaneous receipts.....		339114-SM						
Ophthalmic goods mfg.....	339115		12/83	174.092	181.661	181.661	181.661	181.661
Primary products.....		339115-P	12/83	171.000	178.606	178.606	178.606	178.606
Secondary products and miscellaneous receipts.....		339115-SM						
Other miscellaneous mfg.....	3399		12/85	218.171	218.236	218.038	217.920	218.109
Jewelry & silverware mfg.....	33991		12/85	264.363	261.582	260.732	259.403	260.194
Jewelry and silverware mfg.....	339910		12/11	124.677	123.366	122.965	122.337	122.711
Primary products.....		339910-P	12/11	124.788	123.462	123.052	122.413	122.794
Jewelry, gold and platinum.....		339910-1	12/85	272.514	267.748	266.437	263.937	265.400

See footnotes at end of table.

Table 11. Producer price indexes for net output of selected industries and their products, not seasonally adjusted — Continued
 [September 2023]

Title ¹	Industry code	Product code	Index base	Unadjusted index ²				
				May 2023	June 2023 ^P	July 2023 ^P	Aug. 2023 ^P	Sept. 2023 ^P
Jewelry and silverware mfg - Continued								
Costume jewelry and novelties.....		339910-4	12/03	166.118	166.118	166.118	166.118	166.118
All other jewelry and personal goods (excluding costume).....		339910-8	12/11	120.481	119.845	119.486	119.495	119.483
Secondary products and miscellaneous receipts.....		339910-SM						
Miscellaneous receipts.....		339910-M	12/11	128.747	128.038	127.986	127.986	127.986
Sporting & athletic goods mfg.....	33992		12/03	139.848	139.848	139.848	139.848	140.211
Sporting and athletic goods mfg.....								
Primary products.....	339920		12/85	171.259	171.259	171.259	171.259	171.703
Other sporting and athletic goods.....		339920-P	12/85	167.175	167.175	167.175	167.175	167.584
Golf equipment, excluding apparel and shoes.....		339920-A	12/85	176.430	176.430	176.430	176.430	176.430
Playground equipment.....		339920-4	12/85	83.245	83.245	83.245	83.245	—
Gymnasium and exercise equipment.....		339920-5	06/92	446.405	446.405	446.405	446.405	453.092
Secondary products and miscellaneous receipts.....		339920-7	06/92	152.809	152.809	152.809	152.809	152.809
Secondary products.....		339920-SM						
		339920-S	12/85	252.223	252.223	252.223	252.223	257.284
Doll, toy & game mfg.....	33993		12/03	159.816	159.816	159.816	159.350	159.350
Doll, toy, and game mfg.....								
Primary products.....	339930		06/85	193.023	193.023	193.023	192.442	192.442
Models (operating & static), craft kits/supply, natural science kits, & collectors' miniatures.....		339930-P	06/85	189.382	189.382	189.382	189.382	189.382
Other nonelectronic toys, including parts.....		339930-6	06/85	274.940	274.940	274.940	274.940	274.940
Secondary products and miscellaneous receipts.....		339930-8	06/85	196.346	196.346	196.346	196.346	196.346
		339930-SM						
Office supplies (exc paper) mfg.....	33994		12/85	193.634	193.641	193.260	193.584	193.248
Office supplies, except paper, mfg.....								
Primary products.....	339940		12/11	132.497	132.503	132.242	132.463	132.233
Pens, mechanical pencils, markers, and associated parts.....		339940-P	12/11	128.438	128.442	128.191	128.405	128.167
Lead pencils, art goods, office supplies & small office equipment, excluding paper.....		339940-1	12/85	219.358	219.358	—	—	—
Marking devices.....		339940-2	12/03	150.818	150.818	150.818	150.818	150.818
Secondary products and miscellaneous receipts.....		339940-3	12/85	187.165	187.336	187.336	187.336	186.379
Miscellaneous receipts.....		339940-SM						
Secondary Products.....		339940-M	12/11	153.322	153.322	152.756	152.756	152.756
		339940-S	12/11	152.391	152.442	152.457	153.162	153.123
Sign mfg.....	33995		12/03	162.152	162.133	162.413	162.413	162.409
Sign mfg.....								
Primary products.....	339950		12/85	235.682	235.654	236.061	236.060	236.055
Nonelectric signs and displays, including trade show exhibits.....		339950-P	12/85	234.706	234.706	235.184	235.184	235.184
Secondary products and miscellaneous receipts.....		339950-4	12/85	278.492	278.492	279.533	279.533	279.533
		339950-SM						
All other misc mfg.....	33999		12/03	162.991	163.571	163.252	163.265	163.341
Gasket, packing, and sealing device mfg.....								
Primary products.....	339991		12/85	233.684	236.393	233.420	233.507	233.639
Compression packing.....		339991-P	12/85	241.750	244.786	241.427	241.518	241.700
Molded packing and seals.....		339991-1	12/85	308.657	308.657	308.657	308.657	—
Nonmetallic gaskets and gasketing.....		339991-2	06/07	146.283	149.272	148.408	148.408	148.408
Metallic gaskets and machined seals.....		339991-3	12/85	275.421	282.609	272.127	272.438	272.676
Rotary oil seals.....		339991-7	12/85	288.531	288.531	288.531	288.531	288.531
Secondary products and miscellaneous receipts.....		339991-9	12/90	186.365	186.365	186.365	186.365	187.421
Miscellaneous receipts.....		339991-SM						
Secondary products.....		339991-M	06/97	145.515	145.515	145.515	145.515	145.515
		339991-S	12/85	167.574	167.768	168.023	168.148	167.556
Musical instrument mfg.....								
Primary products.....	339992		06/85	283.978	283.978	285.617	285.617	285.617
Nonelectronic pianos, organs, and nonelectronic pianos and organ parts, excluding benches.....		339992-P	06/85	284.768	284.768	286.420	286.420	286.420
Other musical instruments and parts.....		339992-A	12/09	166.945	166.945	167.248	167.248	—
Other electronic musical instruments, excluding electronic organs.....		339992-7	06/85	271.246	271.246	272.973	272.973	272.973
Other nonelectronic musical instruments.....		339992-71	12/09	150.675	150.675	150.675	150.675	150.675
Parts and accessories for other musical instruments, sold separately, excl. benches & cases.....		339992-72	06/99	156.287	156.287	157.070	157.070	157.070
Secondary products and miscellaneous receipts.....		339992-73	06/85	—	—	223.796	223.796	223.796
Miscellaneous receipts.....		339992-SM						
		339992-M	06/85	289.817	289.817	289.817	289.817	289.817
Fastener, button, needle, and pin mfg.....	339993		12/85	244.169	244.169	244.169	244.169	248.967
Primary products.....		339993-P	12/85	249.984	249.984	249.984	249.984	254.940
Fasteners, zippers, buttons, needles, pins, and buckles (except precious metal).....		339993-0	12/85	249.984	249.984	249.984	249.984	254.940
Secondary products and miscellaneous receipts.....		339993-SM						
Broom, brush, and mop mfg.....								
Primary products.....	339994		12/85	213.060	212.908	212.908	212.908	212.908
Brooms, mops and dusters.....		339994-P	12/85	215.247	215.089	215.089	215.089	215.089
		339994-1	12/85	249.790	249.809	249.809	249.809	249.809

See footnotes at end of table.

Table 11. Producer price indexes for net output of selected industries and their products, not seasonally adjusted — Continued
 [September 2023]

Title ¹	Industry code	Product code	Index base	Unadjusted index ²				
				May 2023	June 2023 ^P	July 2023 ^P	Aug. 2023 ^P	Sept. 2023 ^P
Broom, brush, and mop mfg - Continued								
Mops and dusters, including refills.....		339994-13	06/07	139.640	139.660	139.660	139.660	139.660
Paint and varnish brushes, paint holders, pads, roller frames and rollers.....		339994-3	12/85	184.668	184.668	184.668	184.668	184.668
Paint and varnish brushes.....		339994-31	06/07	133.099	133.099	133.099	133.099	133.099
Paint holders, pads, roller frames and rollers.....		339994-32	06/07	113.480	113.480	113.480	113.480	113.480
Other types of brushes.....		339994-5	12/85	220.498	220.205	220.205	220.205	220.205
Personal brushes.....		339994-51	06/07	107.959	107.595	107.595	—	—
All other types of brushes, except personal.....		339994-52	06/07	168.098	168.098	168.098	168.098	168.098
Secondary and miscellaneous receipts.....		339994-SM						
Burial casket mfg.....	339995		12/84	479.916	479.916	479.916	479.916	471.292
Primary products.....		339995-P	12/84	480.514	480.514	480.514	480.514	471.693
Metal burial caskets and coffins, completely lined and trimmed, adult sizes only. . .		339995-1	12/84	491.940	491.940	491.940	491.940	486.192
Secondary products and miscellaneous receipts.....		339995-SM						
All other miscellaneous mfg.....	339999		12/85	209.091	209.318	209.732	209.723	209.747
Primary products.....		339999-P	12/85	220.675	220.922	221.396	221.396	221.396
Mirror and picture frames and framed pictures.....		339999-E	06/84	251.186	251.186	253.914	253.914	253.914
All other miscellaneous fabricated products, incl. fire extinguishers and umbrellas.....		339999-L	12/85	266.912	267.336	267.696	267.696	267.696
Candles, including tapers.....		339999-5	12/85	206.959	206.959	206.959	206.959	206.959
Secondary products and miscellaneous receipts.....		339999-SM						
Secondary products.....		339999-S	12/85	173.077	173.252	173.117	172.926	173.448
Services industries								
Merchant wholesalers, durable goods.....	423		06/04	201.468	198.497	203.215	202.822	203.789
Motor vehicle and parts merchant wholesalers.....	4231		05/19	143.613	142.165	151.869	153.063	153.938
Motor vehicle and parts merchant wholesalers.....	42310		05/19	143.621	142.174	151.875	153.068	153.943
Motor vehicle and parts merchant wholesalers.....	423100		05/19	143.591	142.143	151.848	153.042	153.917
Primary services.....		423100-P	02/09	183.414	181.489	194.391	195.979	197.142
Motor vehicle and parts wholesaler services.....		423100-1	02/09	183.414	181.489	194.391	195.979	197.142
Furniture and home furnishing merchant wholesalers.....	4232		05/19	150.096	149.738	142.428	137.394	136.763
Furniture and home furnishing merchant wholesalers.....	42320		05/19	150.096	149.738	142.428	137.394	136.763
Furniture and home furnishing merchant wholesalers.....	423200		05/19	150.113	149.755	142.447	137.414	136.783
Primary services.....		423200-P	02/09	164.525	164.132	156.091	150.554	149.859
Furniture and home furnishing wholesaler services.....		423200-1	02/09	164.525	164.132	156.091	150.554	149.859
Lumber and other construction materials merchant wholesalers.....	4233		05/19	138.976	139.299	141.156	143.171	143.781
Lumber and other construction materials merchant wholesalers.....	42330		05/19	138.976	139.299	141.156	143.171	143.781
Lumber and other construction materials merchant wholesalers.....	423300		05/19	138.979	139.301	141.150	143.157	143.765
Primary services.....		423300-P	02/09	148.073	148.433	150.445	152.597	153.256
Lumber and other construction material wholesaler services.....		423300-1	02/09	148.073	148.433	150.445	152.597	153.256
Other receipts.....		423300-SM	05/19	139.505	139.066	139.066	140.473	140.538
Professional and commercial equipment and supplies merchant wholesalers.....	4234		05/19	121.658	119.180	119.741	122.728	125.004
Professional and commercial equipment and supplies merchant wholesalers.....	42340		05/19	121.658	119.180	119.741	122.728	125.004
Professional and commercial equipment and supplies merchant wholesalers.....	423400		05/19	121.935	119.456	120.009	123.005	125.278
Primary services.....		423400-P	02/09	147.471	144.228	145.401	148.871	152.061
Professional and commercial equipment and supplies wholesaler services.....		423400-1	02/09	147.471	144.228	145.401	148.871	152.061
Other receipts.....		423400-SM	05/19	118.407	117.234	115.242	118.923	118.923
Metal and mineral (except petroleum) merchant wholesalers.....	4235		05/19	158.693	153.335	145.513	131.963	128.656
Metal and mineral (except petroleum) merchant wholesalers.....	42350		05/19	158.693	153.335	145.513	131.963	128.656
Metal and mineral (except petroleum) merchant wholesalers.....	423500		05/19	158.731	153.427	145.583	131.979	128.648
Primary services.....		423500-P	02/09	229.594	222.778	211.124	190.651	185.466
Metals and minerals wholesaler services.....		423500-1	02/09	229.594	222.778	211.124	190.651	185.466
Household appliances and electrical and electronic goods merchant wholesalers.....	4236		05/19	147.306	141.898	146.130	144.319	147.933
Household appliances and electrical and electronic goods merchant wholesalers.....	42360		05/19	147.306	141.898	146.130	144.319	147.933
Household appliances and electrical and electronic goods merchant wholesalers.....	423600		05/19	147.355	141.941	146.172	144.369	147.990
Primary services.....		423600-P	02/09	165.837	159.023	163.652	162.732	167.398
Household appliances, electrical, and electronics wholesaler services.....		423600-1	02/09	165.837	159.023	163.652	162.732	167.398
Hardware, plumbing and heating equipment and supplies merchant wholesalers.....	4237		05/19	114.757	117.780	122.464	123.409	121.230
Hardware, plumbing and heating equipment and supplies merchant wholesalers.....	42370		05/19	114.757	117.780	122.464	123.409	121.230
Hardware, plumbing, and heating equipment and supplies merchant wholesalers.....	423700		05/19	114.114	117.119	121.775	122.696	120.530
Primary services.....		423700-P	02/09	131.353	134.826	140.206	141.578	139.074
Hardware, plumbing, and heating equipment and supplies wholesaler services.....		423700-1	02/09	131.353	134.826	140.206	141.578	139.074

See footnotes at end of table.

Table 11. Producer price indexes for net output of selected industries and their products, not seasonally adjusted — Continued
 [September 2023]

Title ¹	Industry code	Product code	Index base	Unadjusted index ²				
				May 2023	June 2023 ^P	July 2023 ^P	Aug. 2023 ^P	Sept. 2023 ^P
Machinery, equipment, and supplies merchant wholesalers.....	4238		05/19	136.122	136.075	137.312	138.227	136.619
Machinery, equipment, and supplies merchant wholesalers.....	42380		05/19	136.122	136.075	137.312	138.227	136.619
Machinery and supply merchant wholesalers.....	423800		05/19	136.436	136.409	137.661	138.583	136.956
Primary services.....		423800-P	02/09	211.327	211.943	214.259	215.854	212.819
Machinery and supply wholesaler services.....		423800-1	02/09	211.327	211.943	214.259	215.854	212.819
Other receipts.....		423800-SM	05/19	123.298	121.469	121.569	121.944	121.882
Miscellaneous durable goods merchant wholesalers (except materials recyclers).....	4239		05/19	139.366	137.161	141.116	141.796	141.777
Miscellaneous durable goods merchant wholesalers (except materials recyclers).....	42390		05/19	139.366	137.161	141.116	141.796	141.777
Miscellaneous durable goods, except recyclable material, merchant wholesalers.....	423900		05/19	139.075	136.876	140.814	141.488	141.469
Primary services.....		423900-P	02/09	116.552	114.697	118.061	118.663	118.645
Miscellaneous durable goods wholesaler services.....		423900-1	02/09	116.552	114.697	118.061	118.663	118.645
Merchant wholesalers, nondurable goods.....	424		06/05	203.679	204.659	213.320	212.612	212.380
Paper and paper product merchant wholesalers.....	4241		01/21	161.915	161.143	161.166	162.668	163.316
Paper and paper product merchant wholesalers.....	42410		01/21	161.915	161.143	161.166	162.668	163.316
Paper and paper product merchant wholesalers.....	424100		01/21	161.783	160.987	161.047	162.576	163.213
Primary services.....		424100-P	02/09	207.834	206.635	206.977	209.138	209.883
Paper wholesaler services.....		424100-1	02/09	207.834	206.635	206.977	209.138	209.883
Wholesaling of paper and paper products.....		424100-11	02/09	206.019	203.983	204.113	205.936	206.031
Wholesaling of all other goods, except paper and paper products.....		424100-12	01/21	172.581	177.103	178.750	182.628	187.438
Drugs and druggists' sundries merchant wholesalers.....	4242		01/21	114.269	110.941	117.973	115.741	115.741
Drugs and druggists' sundries merchant wholesalers.....	42420		01/21	114.269	110.941	117.973	115.741	115.741
Drugs and druggists' sundries merchant wholesalers.....	424200		01/21	114.269	110.941	117.973	115.741	115.741
Primary products.....		424200-P	02/09	167.759	162.874	173.198	169.921	169.921
Wholesaling of pharmaceuticals.....		424200-1	02/09	162.598	153.171	169.032	163.186	163.186
Wholesaling of all other goods, except pharmaceuticals.....		424200-2	01/21	107.752	108.553	110.270	110.405	110.405
Apparel and piece goods merchant wholesalers.....	4243		01/21	96.682	97.880	96.095	102.147	107.343
Apparel and piece goods merchant wholesalers.....	42430		01/21	96.682	97.880	96.095	102.147	107.343
Apparel and piece goods merchant wholesalers.....	424300		01/21	96.682	97.880	96.095	102.147	107.343
Primary services.....		424300-P	02/09	119.507	120.990	118.767	126.260	132.694
Apparel wholesaler services.....		424300-1	02/09	119.507	120.990	118.767	126.260	132.694
Wholesaling of apparel.....		424300-11	02/09	129.294	128.130	126.147	134.163	142.537
Grocery and related product merchant wholesalers.....	4244		01/21	125.233	123.449	131.773	130.379	130.098
Grocery and related product merchant wholesalers.....	42440		01/21	125.233	123.449	131.773	130.379	130.098
Grocery and related product merchant wholesalers.....	424400		01/21	125.238	123.454	131.781	130.386	130.105
Primary services.....		424400-P	02/09	136.391	134.440	143.560	142.028	141.725
Grocery and related product wholesaler services.....		424400-1	02/09	136.391	134.440	143.560	142.028	141.725
Wholesaling of fresh meat, seafood, dairy, and fruits and vegetables.....		424400-11	06/13	143.822	136.066	139.507	136.754	135.675
Wholesaling of packaged frozen and canned foods.....		424400-12	06/13	169.465	170.485	183.970	185.912	189.301
Wholesaling of baked goods, non-alcoholic beverages, and all other groceries.....		424400-13	06/13	142.336	142.588	149.647	147.328	145.712
Wholesaling of all other goods, except groceries.....		424400-14	01/21	186.358	186.661	228.713	223.659	221.562
Farm product raw material merchant wholesalers.....	424500		01/21	96.038	113.949	111.980	125.364	126.822
Primary services.....		424500-P	01/21	94.976	113.770	111.704	125.748	127.278
Farm product raw material wholesaler services.....		424500-1	01/21	94.976	113.770	111.704	125.748	127.278
Wholesaling of grain and field beans.....		424500-11	01/21	84.773	111.190	112.802	128.282	-
Wholesaling of all other goods.....		424500-13	12/22	97.872	101.088	93.170	102.709	103.958
Chemicals and allied products merchant wholesalers.....	4246		01/21	124.942	123.629	119.410	119.577	121.154
Chemicals and allied products merchant wholesalers.....	42460		01/21	124.942	123.629	119.410	119.577	121.154
Chemicals and allied products merchant wholesalers.....	424600		01/21	124.952	123.641	119.419	119.584	121.160
Primary services.....		424600-P	02/09	144.083	142.643	137.697	137.816	139.605
Wholesaling of chemicals, plastics, and allied products.....		424600-1	02/09	143.020	140.498	134.459	135.182	136.692
Wholesaling of all other goods, except chemicals, plastics, and allied products.....		424600-2	01/21	140.384	143.646	143.657	141.190	144.064
Petroleum and petroleum products merchant wholesalers.....	4247		01/21	129.858	133.132	140.684	136.243	133.480
Petroleum and petroleum products merchant wholesalers.....	42470		01/21	129.858	133.132	140.684	136.243	133.480
Petroleum and petroleum products merchant wholesalers.....	424700		01/21	129.860	133.132	140.678	136.241	133.482
Primary services.....		424700-P	02/09	158.316	162.339	171.618	166.162	162.728
Wholesaling of petroleum products.....		424700-1	02/09	159.125	163.262	173.029	167.180	163.654
Wholesaling of all other goods, except petroleum products.....		424700-2	01/21	107.378	107.505	101.390	107.957	107.716
Beer, wine, and distilled alcoholic beverage merchant wholesalers.....	4248		01/21	121.670	121.180	121.346	121.317	121.517
Beer, wine, and distilled alcoholic beverage merchant wholesalers.....	42480		01/21	121.670	121.180	121.346	121.317	121.517

See footnotes at end of table.

Table 11. Producer price indexes for net output of selected industries and their products, not seasonally adjusted — Continued
[September 2023]

Title ¹	Industry code	Product code	Index base	Unadjusted index ²				
				May 2023	June 2023 ^p	July 2023 ^p	Aug. 2023 ^p	Sept. 2023 ^p
Beer, wine, and distilled alcoholic beverage merchant wholesalers.....	424800		01/21	121.670	121.180	121.346	121.317	121.517
Primary services.....		424800-P	02/09	153.650	153.031	153.241	153.204	153.457
Alcoholic beverage wholesaler services.....		424800-1	02/09	153.650	153.031	153.241	153.204	153.457
Wholesaling of beer, wine, and distilled alcoholic beverages.....		424800-11	02/09	154.067	153.519	153.744	153.700	153.946
Wholesaling of all other goods, except alcoholic beverages.....		424800-12	01/21	109.790	107.190	106.912	107.075	107.498
Miscellaneous nondurable goods merchant wholesalers.....	4249		01/21	140.671	144.331	148.747	155.369	157.541
Miscellaneous nondurable goods merchant wholesalers.....	42490		01/21	140.671	144.331	148.747	155.369	157.541
Miscellaneous nondurable goods merchant wholesalers.....	424900		01/21	140.672	144.332	148.749	155.371	157.542
Primary services.....		424900-P	02/09	202.376	207.701	213.632	223.266	226.425
Miscellaneous nondurable good wholesaler services.....		424900-1	02/09	202.376	207.701	213.632	223.266	226.425
Material recyclers.....	429930		12/86	431.319	402.000	395.851	400.628	402.195
Primary products.....		429930-P	12/86	433.231	400.064	391.733	395.910	396.943
Ferrous metal scrap.....		429930-1	12/86	539.423	485.844	471.109	476.467	480.122
Carbon steel scrap.....		429930-11	12/86	563.475	508.367	490.402	496.952	500.067
Heavy melting scrap.....		429930-111	12/86	547.308	—	—	—	—
Carbon steel scrap bundles.....		429930-112	12/86	634.084	561.006	534.010	534.469	472.597
Shredded carbon steel scrap.....		429930-113	12/86	395.515	350.283	333.932	333.578	336.177
Cut plate and structural scrap.....		429930-114	12/86	559.543	516.267	512.861	536.511	542.437
Other carbon steel scrap.....		429930-115	12/86	472.635	—	—	—	—
Stainless and alloy steel scrap.....		429930-12	12/86	628.316	564.381	582.905	585.719	590.705
Cast iron scrap.....		429930-13	12/86	311.785	—	—	—	253.335
Nonferrous metal scrap.....		429930-2	12/86	514.507	499.472	485.524	487.311	480.123
Copper base scrap.....		429930-21	12/86	642.878	644.253	642.235	634.932	630.835
No 1 copper wire, heavy.....		429930-211	12/86	501.779	502.297	495.749	491.463	491.817
No 2 copper wire, mixed.....		429930-212	12/86	814.389	813.808	815.757	808.138	790.427
Yellow brass scrap.....		429930-213	12/86	679.406	686.440	697.086	682.952	673.901
Used beverage can scrap.....		429930-223	12/86	201.996	193.729	180.223	183.295	173.277
Other nonferrous scrap (including lead, zinc and precious metals).....		429930-23	12/86	2,650.360	2,349.535	2,183.361	2,214.160	2,165.094
Recyclable paper.....		429930-3	12/86	106.662	110.134	109.679	112.253	120.079
News and other low grade recyclable paper.....		429930-31	12/86	86.576	86.822	85.640	79.076	—
Corrugated recyclable paper.....		429930-33	12/86	70.227	74.300	75.783	80.308	86.736
High grade recyclable paper (including pulp substitutes and deinking).....		429930-34	12/86	135.204	132.855	124.625	119.598	—
Recyclable materials, excluding metals and paper.....		429930-4	12/86	201.659	199.830	214.238	213.167	—
Recyclable plastics.....		429930-42	06/96	97.730	90.823	91.199	87.153	—
Other receipts.....		429930-SM1						
Motor vehicle and parts dealers.....	441		12/03	186.525	186.144	184.161	184.203	182.977
Automobile dealers.....	4411		12/03	175.943	175.936	174.486	174.723	172.403
New car dealers.....	44111		12/99	194.205	194.198	192.597	192.860	190.298
New car dealers.....	441110		12/99	192.122	192.160	190.182	191.335	188.499
Primary services.....		441110-P	12/99	181.175	181.304	178.612	181.575	178.265
Vehicle sales.....		441110-1	12/99	135.069	135.043	132.577	131.733	129.529
New vehicle sales.....		441110-101	12/99	181.628	182.617	180.901	179.018	175.540
Used vehicle sales.....		441110-102	12/99	117.235	113.417	105.340	107.378	107.378
Service labor and parts.....		441110-2	12/99	234.678	235.514	234.560	255.223	249.480
Other receipts.....		441110-SM	12/99	285.800	285.232	287.783	277.045	277.045
Recreational vehicle dealers.....	44121		06/01	174.378	169.204	171.344	162.350	162.657
Recreational vehicle dealers.....	441210		06/01	174.378	169.204	171.344	162.350	162.657
Primary services.....		441210-P	06/01	175.631	170.412	172.508	162.702	163.027
Recreational vehicle dealer services.....		441210-1	06/01	175.631	170.412	172.508	162.702	163.027
Boat dealers.....	441222		06/01	208.765	201.046	178.705	178.362	179.236
Primary services.....		441222-P	06/01	207.352	198.970	174.417	174.044	174.044
Boat dealer services.....		441222-1	06/01	207.352	198.970	174.417	174.044	174.044
Other receipts.....		441222-SM3	12/22	100.000	100.000	—	—	—
Automotive parts, accessories and tire retailers.....	4413		12/01	240.670	241.519	241.128	242.503	245.368
Automotive parts and accessories retailers.....	44133		12/03	266.108	264.305	264.460	265.806	269.500
Automotive parts and accessories retailers.....	441330		12/03	266.108	264.305	264.460	265.806	269.501
Primary services.....		441330-P	12/03	266.112	264.309	264.464	265.810	269.505
Automotive parts and accessories store services, in-store retailing.....		441330-A	12/03	266.112	264.309	264.464	265.810	269.505
Tire dealers.....	44134		12/03	174.659	178.863	177.813	179.038	180.428
Tire dealers.....	441340		12/03	174.659	178.863	177.813	179.038	180.428
Primary services.....		441340-P	12/03	174.824	179.032	177.981	179.207	180.598
Tire dealer services, in-store retailing.....		441340-A	12/03	174.824	179.032	177.981	179.207	180.598
Building material & garden supply retailers.....	444		12/03	205.046	205.885	209.716	207.745	209.319

See footnotes at end of table.

Table 11. Producer price indexes for net output of selected industries and their products, not seasonally adjusted — Continued
 [September 2023]

Title ¹	Industry code	Product code	Index base	Unadjusted index ²				
				May 2023	June 2023 ^P	July 2023 ^P	Aug. 2023 ^P	Sept. 2023 ^P
Building material and supplies dealers.....	4441		12/03	207.698	208.814	212.644	209.893	211.746
Building material and supplies dealers.....	44410		12/03	207.701	208.817	212.648	209.896	211.749
Building materials and supplies dealers.....	444100		05/19	138.261	139.004	141.554	139.722	140.956
Primary services.....		444100-P	05/19	138.068	138.810	141.357	139.528	140.759
Building materials and supplies dealer services, in-store retailing.....		444100-A	05/19	128.718	129.650	132.847	130.550	132.097
Retailing of building materials, paint, and hardware.....		444100-A1	05/19	126.685	128.000	131.623	128.772	131.134
Retailing of all other goods.....		444100-A2	05/19	136.287	135.787	137.387	137.166	135.658
Lawn and garden equip and supplies retailers.....	4442		12/03	192.859	192.473	196.297	197.778	198.118
Nursery, garden, and farm supply retailers.....	44424		12/03	192.860	192.474	196.299	197.780	198.120
Nursery, garden, and farm supply retailers.....	444240		12/02	206.493	206.080	210.174	211.760	212.124
Primary services.....		444240-P	12/02	206.583	206.170	210.266	211.853	212.217
Nursery, garden center, and farm supply store services, in-store retailing.....		444240-A	12/02	206.583	206.170	210.266	211.853	212.217
Food and beverage retailers.....	445		12/99	259.302	262.582	258.850	263.577	264.971
Grocery retailers.....	4451		12/03	224.182	227.094	223.566	228.533	229.842
Grocery (except convenience) retailers.....	44511		12/03	224.182	227.094	223.566	228.533	229.842
Supermarkets and other grocery stores.....	445110		12/99	267.525	271.000	266.790	272.717	274.280
Primary services.....		445110-P	12/99	267.385	270.858	266.650	272.574	274.136
Supermarket and other grocery store services.....		445110-3	12/99	264.851	268.291	264.123	269.991	271.538
Retailing of food and beverage products.....		445110-32	01/17	138.630	140.230	138.124	141.499	141.988
Retailing of fresh meats.....		445110-321	12/99	351.201	357.639	364.040	392.855	397.875
Retailing of fresh fruits and vegetables.....		445110-322	12/99	241.196	248.788	250.683	254.472	254.763
Retailing of bakery products.....		445110-323	12/99	230.124	225.836	231.999	230.238	232.773
Retailing of dairy products.....		445110-324	12/99	222.978	213.757	217.107	210.728	202.597
Retailing of deli products.....		445110-325	12/99	179.037	176.955	178.726	178.186	175.562
Retailing of frozen food products.....		445110-326	12/99	149.597	148.079	146.705	147.733	155.876
Retailing of alcoholic beverages.....		445110-327	01/17	139.322	141.917	136.338	140.456	140.125
Retailing of all other food and beverage products.....		445110-328	12/99	282.416	289.763	275.518	283.409	284.796
Retailing of nonfood products.....		445110-33	01/17	137.257	140.058	137.516	139.013	141.445
Retailing of cleaning and paper products.....		445110-331	01/17	145.948	155.956	142.448	154.336	155.054
Retailing of health and beauty products.....		445110-332	12/99	272.960	265.356	264.304	264.710	266.182
Retailing of all other nonfood products.....		445110-333	01/17	134.001	140.953	140.521	139.376	144.234
Specialty food retailers.....	4452		12/03	243.238	247.358	245.981	244.549	246.670
Specialty food retailers.....	445200		12/03	243.236	247.356	245.979	244.547	246.668
Primary services.....		445200-P	12/03	243.458	247.602	246.217	244.777	246.899
Specialty food retailer services, in-store retailing.....		445200-A	12/03	243.458	247.602	246.217	244.777	246.899
Beer, wine, and liquor retailers.....	4453		06/00	144.870	145.907	144.802	144.470	144.368
Beer, wine, and liquor retailers.....	44532		06/00	144.870	145.907	144.802	144.469	144.367
Beer, wine, and liquor retailers.....	445320		06/00	144.870	145.907	144.802	144.469	144.368
Primary services.....		445320-P	06/00	144.922	145.960	144.854	144.521	144.419
Beer, wine, and liquor retailer services, in-store retailing.....		445320-A	06/00	144.922	145.960	144.854	144.521	144.419
Retailing of beer, wine, and liquor.....		445320-A1	06/14	110.560	111.318	110.342	108.549	108.458
Retailing of all other goods and sales of prepared foods.....		445320-A2	06/14	157.130	158.536	158.456	171.022	171.022
Furniture, home furnishings, electronics, and appliance retailers.....	449		12/22	102.602	105.109	104.187	103.150	106.270
Furniture and Home Furnishings Retailers.....	4491		12/22	103.704	105.606	104.202	103.638	105.183
Furniture retailers.....	44911		12/03	192.767	195.972	193.635	192.180	196.728
Furniture retailers.....	449110		06/03	195.425	198.670	196.292	194.814	199.435
Primary services.....		449110-P	06/03	198.696	201.973	199.492	197.969	202.739
Furniture retailer services, in-store retailing.....		449110-A	06/03	198.696	201.973	199.492	197.969	202.739
Other receipts.....		449110-SM	12/22	96.303	98.215	97.910	97.449	98.747
Floor covering retailers.....	44912		12/03	218.860	223.970	220.160	220.304	218.063
Floor covering retailers.....	449121		06/03	222.077	227.263	223.397	223.543	221.269
Primary services.....		449121-P	06/03	222.077	227.263	223.397	223.543	221.269
Floor covering retailer services, in-store retailing.....		449121-A	06/03	222.077	227.263	223.397	223.543	221.269
Electronics and appliance retailers.....	4492		12/03	83.421	86.438	86.422	84.828	89.861
Electronics and appliance retailers.....	44921		12/03	83.460	86.478	86.462	84.867	89.902
Electronics and appliance retailers.....	449210		12/11	93.530	96.913	96.895	95.107	100.750
Primary products.....		449210-P	12/11	93.451	96.831	96.813	95.027	100.665
Electronics and appliance retailers services, in-store retailing.....		449210-A	12/11	99.217	104.716	104.525	102.845	109.905
Retailing of entertainment and communication products.....		449210-A1	12/11	72.985	85.558	88.602	82.473	96.027
Retailing of computers, hardware, software, and supplies.....		449210-A2	06/03	54.733	53.769	52.660	52.341	54.304
Retailing of major household appliances.....		449210-A3	05/19	132.348	130.703	129.946	130.938	131.618

See footnotes at end of table.

Table 11. Producer price indexes for net output of selected industries and their products, not seasonally adjusted — Continued
 [September 2023]

Title ¹	Industry code	Product code	Index base	Unadjusted index ²				
				May 2023	June 2023 ^P	July 2023 ^P	Aug. 2023 ^P	Sept. 2023 ^P
Electronics and appliance retailers - Continued								
Retailing of all other goods.....		449210-A4	12/11	140.419	143.045	138.875	146.121	143.237
Electronic and appliance retailers services, online retailing.....		449210-B	12/22	90.601	90.371	90.670	88.542	92.038
General merchandise retailers.....	455		12/03	156.930	155.466	153.534	152.656	152.743
Department stores.....	4551		12/03	162.028	156.291	152.777	150.141	156.403
Department stores.....	45511		12/03	162.028	156.291	152.777	150.141	156.403
Department stores.....	455110		12/17	137.272	132.412	129.435	127.202	132.507
Primary services.....		455110-P	12/17	139.066	134.142	131.126	128.864	134.238
Department store services, in-store retailing.....		455110-A	12/17	133.346	128.414	129.726	127.762	129.943
Department store services, online retailing.....		455110-B	12/22	123.472	119.471	109.373	107.003	117.020
Other general merchandise retailers.....	4552		12/03	153.962	153.214	151.566	150.986	150.065
Other general merchandise retailers.....	45521		12/03	154.000	153.251	151.603	151.023	150.102
Warehouse clubs, supercenters, and other general merchandise retailers.....	455210		12/03	154.022	153.273	151.625	151.045	150.125
Primary services.....		455210-P	12/03	152.275	151.533	149.897	149.322	148.409
Warehouse clubs, supercenters, and other general merch. retailer services, in-store retailing.....		455210-A	12/03	163.548	162.074	158.827	157.685	155.873
Warehouse clubs and supercenters.....		455210-A1	12/03	154.630	153.104	149.600	148.347	146.436
All other general merchandise stores.....		455210-A2	12/03	156.820	156.569	157.269	157.688	157.683
Health and personal care retailers.....	456		12/03	146.838	147.648	146.382	148.455	146.392
Health and personal care retailers.....	4561		12/03	146.915	147.725	146.459	148.532	146.469
Pharmacies and drug retailers.....	45611		06/00	171.937	172.385	171.588	174.161	171.372
Pharmacies and drug retailers.....	456110		06/00	171.936	172.385	171.587	174.160	171.372
Primary services.....		456110-P	06/00	171.783	172.231	171.434	174.004	171.218
Pharmacy and drug retailer services, in-store retailing.....		456110-A	06/00	169.715	170.435	169.154	169.816	165.335
Retailing of prescription drugs.....		456110-A1	06/00	193.681	194.562	191.311	191.037	181.914
Retailing of over-the-counter drugs and all other goods.....		456110-A2	06/00	175.280	175.873	179.119	182.435	188.051
Retailing of over-the-counter drugs.....		456110-A21	06/00	151.136	150.796	151.289	159.353	178.156
Retailing of all other goods.....		456110-A22	06/00	181.286	182.254	186.574	187.831	187.818
Optical goods retailers.....	45613		12/03	113.837	114.166	109.707	111.081	111.081
Optical goods retailers.....	456130		06/00	116.762	117.090	112.652	114.020	114.020
Primary services.....		456130-P	06/00	114.405	114.776	109.741	111.293	111.293
Optical goods retailer services, in-store retailing.....		456130-A	06/00	114.405	114.776	109.741	111.293	111.293
Food (health) supplement retailers.....	456191		12/99	236.569	252.310	242.736	242.868	244.582
Primary services.....		456191-P	12/99	236.618	252.362	242.786	242.918	244.632
Food (health) supplement store services, in-store retailing.....		456191-A	12/99	236.618	252.362	242.786	242.918	244.632
Gasoline Stations and Fuel Dealers.....	457		12/22	91.130	89.946	83.372	86.615	83.987
Gasoline stations.....	4571		06/01	168.998	169.385	157.424	164.539	161.655
Gasoline stations.....	45710		06/01	168.998	169.385	157.424	164.539	161.655
Gasoline stations.....	457100		05/19	150.231	150.574	139.936	146.261	143.691
Primary products.....		457100-P	05/19	152.610	152.911	141.938	148.381	145.584
Gasoline station services.....		457100-1	05/19	152.610	152.911	141.938	148.381	145.584
Retailing of automotive fuels and lubricants.....		457100-11	05/19	176.561	173.656	156.521	166.863	160.976
Retailing of all other goods, sales of prepared foods, and repair services.....		457100-12	12/12	129.848	135.170	132.747	133.735	135.481
Fuel dealers.....	4572		06/00	320.074	289.447	263.991	264.125	234.499
Fuel dealers.....	45721		06/00	320.074	289.447	263.991	264.125	234.499
Fuel dealers.....	457210		06/00	320.064	289.439	263.984	264.117	234.492
Primary services.....		457210-P	06/00	334.448	302.059	275.139	275.280	243.949
Fuel dealer services.....		457210-1	06/00	334.448	302.059	275.139	275.280	243.949
Clothing and clothing accessories retailers.....	458		12/03	150.805	143.828	138.000	147.023	151.589
Clothing retailers.....	4581		12/03	144.019	135.950	130.452	132.026	138.776
Clothing retailers.....	45811		12/03	144.019	135.950	130.452	132.026	138.776
Clothing and clothing accessories retailers.....	458110		05/15	116.217	109.705	105.268	106.538	111.986
Primary services.....		458110-P	05/15	116.217	109.705	105.268	106.538	111.986
Clothing and clothing accessories retailer services, in-store retailing.....		458110-A	05/15	113.186	106.687	103.731	104.236	108.702
Retailing of apparel.....		458110-A1	05/15	114.779	108.017	105.197	106.421	112.301
Retailing of men's apparel.....		458110-A11	05/15	122.110	120.162	120.607	126.716	132.980
Retailing of women's apparel.....		458110-A12	05/15	113.128	104.711	99.378	96.910	102.494
Retailing of children's apparel.....		458110-A13	05/15	112.010	103.239	106.099	115.688	122.470
Retailing of all other goods.....		458110-A2	05/15	109.740	103.882	100.557	99.209	100.048
Shoe retailers.....	4582		12/03	139.807	133.592	122.079	159.836	160.217

See footnotes at end of table.

Table 11. Producer price indexes for net output of selected industries and their products, not seasonally adjusted — Continued
 [September 2023]

Title ¹	Industry code	Product code	Index base	Unadjusted index ²				
				May 2023	June 2023 ^P	July 2023 ^P	Aug. 2023 ^P	Sept. 2023 ^P
Shoe retailers.....	45821		12/03	139.807	133.592	122.079	159.836	160.217
Shoe retailers.....	458210		06/02	142.627	136.286	124.541	163.060	163.448
Primary services.....		458210-P	06/02	142.627	136.286	124.541	163.060	163.448
Shoe retailer services, in-store retailing.....		458210-A	06/02	142.627	136.286	124.541	163.060	163.448
Jewelry retailers.....	4583		12/03	188.471	185.998	187.238	189.149	189.180
Jewelry retailers.....	45831		12/03	191.814	189.297	190.559	192.504	192.536
Jewelry retailers.....	458310		06/00	208.387	205.653	207.024	209.137	209.171
Primary services.....		458310-P	06/00	208.765	206.025	207.398	209.516	209.550
Jewelry retailer services, in-store retailing.....		458310-A	06/00	209.759	211.713	213.433	216.203	216.246
Sporting goods and hobby retailers.....	4591		12/03	130.716	124.849	132.023	131.396	124.534
Sporting goods retailers.....	45911		12/03	167.397	157.480	170.470	168.401	156.581
Sporting goods retailers.....	459110		06/00	174.644	164.300	177.849	175.691	163.362
Primary services.....		459110-P	06/00	176.137	165.505	179.431	177.198	164.544
Sporting goods store services, in-store retailing.....		459110-A	06/00	179.471	165.265	183.833	181.081	164.174
Retailing of sporting goods.....		459110-A1	12/13	132.199	124.540	128.346	130.963	125.173
Hobby, toy, and game retailers.....	45912		12/03	82.697	82.400	81.537	82.939	82.905
Hobby, toy, and game retailers.....	459120		06/00	83.751	83.450	82.576	83.995	83.962
Primary services.....		459120-P	06/00	83.693	83.393	82.519	83.937	83.904
Hobby, toy, and game store services, in-store retailing.....		459120-A	06/00	83.505	83.505	83.576	83.576	83.495
Retailing of hobby and craft goods, toys, and games (including video games) ..		459120-A1	12/13	85.612	85.612	85.734	85.734	85.734
Retailing of all other goods.....		459120-A2	12/13	69.689	69.689	69.685	69.685	69.510
Book retailers and news dealers.....	4592		12/03	134.003	133.803	135.800	134.590	134.590
Book retailers and news dealers.....	45921		12/03	147.685	147.465	149.665	148.333	148.333
Book retailers and news dealers.....	459210		06/00	183.659	183.385	186.122	184.465	184.465
Primary services.....		459210-P	06/00	183.541	183.266	186.006	184.349	184.349
Book retailer and news dealer services, in-store retailing.....		459210-A	06/00	186.182	185.811	189.514	187.275	187.275
Retailing of books.....		459210-A1	06/14	131.340	131.481	135.111	132.611	132.611
Retailing of all other goods.....		459210-A2	06/14	110.605	109.516	109.516	110.174	110.174
Office supplies, stationery, and gift retailers.....	4594		12/03	174.155	168.239	160.238	159.563	159.250
Office supplies, stationery, and gift retailers.....	45940		12/03	174.155	168.239	160.238	159.563	159.250
Office supplies, stationery, and gift retailers.....	459400		05/19	119.260	115.209	109.730	109.267	109.054
Primary services.....		459400-P	05/19	119.260	115.209	109.730	109.267	109.054
Office supplies, stationery, and gift retailer services, in-store retailing.....		459400-A	05/19	125.673	125.308	122.632	121.883	121.537
Air transportation.....	481		12/92	262.751	274.520	275.620	263.247	254.609
Scheduled air transportation.....	4811		12/89	322.160	338.305	339.574	322.817	311.059
Scheduled air transportation.....	48111		12/89	322.160	338.305	339.574	322.817	311.059
Scheduled passenger air transportation.....	481111		12/89	328.400	346.022	347.165	329.290	316.852
Primary services.....		481111-P	12/89	358.617	377.861	379.108	359.589	346.006
Domestic.....		481111-1	12/89	385.920	394.215	386.957	369.600	371.086
Domestic first class, including business.....		481111-101	12/99	199.234	189.357	182.796	177.750	185.334
Domestic coach.....		481111-102	12/99	219.821	225.971	222.121	211.839	212.000
International.....		481111-2	12/89	257.305	293.844	310.485	289.800	250.570
International first class, including business.....		481111-201	09/18	104.809	114.955	111.619	99.897	119.988
International coach.....		481111-202	12/89	260.674	299.008	318.678	298.640	248.869
Scheduled freight air transportation.....	481112		12/03	170.859	163.294	166.130	168.248	168.335
Primary services.....		481112-P	12/87	164.323	156.159	156.124	157.687	155.331
Scheduled freight air transportation services.....		481112-1	12/87	171.027	162.548	162.530	165.323	162.659
Domestic scheduled freight air transportation services.....		481112-101	12/14	115.577	113.815	118.086	122.557	118.510
International scheduled freight air transportation services.....		481112-102	12/14	70.912	65.430	63.300	63.179	63.187
Scheduled mail air transportation services.....		481112-2	12/87	152.708	144.862	144.594	129.858	130.617
Nonscheduled air transportation.....	4812		12/96	204.420	203.702	205.010	204.526	204.526
Nonscheduled air transportation.....	48121		12/96	204.420	203.702	205.010	204.526	204.526
Nonscheduled air passenger chartering.....	481211		06/92	210.285	209.673	210.758	210.066	210.066
Primary services.....		481211-P	12/00	169.208	168.658	169.634	169.011	169.011
Domestic nonscheduled air passenger services.....		481211-1	06/08	121.201	120.715	121.589	121.025	121.025
International nonscheduled air passenger services.....		481211-2	06/08	117.820	117.820	117.769	117.828	117.828
Nonscheduled air freight chartering.....	481212		06/08	145.137	144.403	145.805	145.805	145.805
Primary services.....		481212-P	06/08	142.506	141.755	143.275	143.275	143.275
Domestic nonscheduled air freight services.....		481212-1	06/08	196.895	196.895	197.844	197.844	197.844
International nonscheduled air freight services.....		481212-2	06/08	100.703	99.116	101.364	101.364	101.364

See footnotes at end of table.

Table 11. Producer price indexes for net output of selected industries and their products, not seasonally adjusted — Continued
 [September 2023]

Title ¹	Industry code	Product code	Index base	Unadjusted index ²				
				May 2023	June 2023 ^P	July 2023 ^P	Aug. 2023 ^P	Sept. 2023 ^P
Rail transportation.....	482		12/96	229.385	228.593	228.442	229.422	230.855
Rail transportation.....	4821		12/96	229.385	228.593	228.442	229.422	230.855
Rail transportation.....	48211		12/96	229.385	228.593	228.442	229.422	230.855
Line-haul railroads.....	482111		12/84	255.864	254.981	254.812	255.906	257.504
Primary services.....		482111-P	12/84	255.864	254.981	254.812	255.906	257.504
Freight rail transportation.....		482111-4	05/15	127.912	127.458	127.371	127.934	128.756
Carload freight rail transportation.....		482111-411	12/96	234.361	234.157	234.135	234.145	234.779
Intermodal freight rail transportation.....		482111-412	12/96	206.810	203.755	203.111	207.789	212.334
Passenger rail transportation.....		482111-5	12/96	181.801	181.801	181.801	181.801	181.801
Coach service class.....		482111-506	06/05	164.929	164.929	164.929	164.929	164.929
All other service classes.....		482111-507	06/05	157.022	157.022	157.022	157.022	157.022
Water transportation.....	483		12/03	196.430	192.104	188.687	191.877	192.739
Deep sea freight transportation.....	483111		06/88	434.420	411.803	394.415	401.179	401.455
Primary services.....		483111-P	06/88	443.799	420.694	402.930	409.840	410.122
Deep sea freight transportation services.....		483111-5	06/88	443.799	420.694	402.930	409.840	410.122
Coastal and Great Lakes freight transport.....	483113		12/03	213.865	214.267	214.257	218.838	219.940
Primary services.....		483113-P	12/03	207.793	208.255	208.245	212.839	213.822
Coastal and intercoastal freight transportation.....		483113-1	12/03	182.911	184.432	184.481	190.336	190.547
Great Lakes - St. Lawrence Seaway freight transportation.....		483113-2	12/91	229.030	227.600	227.193	231.270	235.725
Coastal and intercoastal towing transportation.....		483113-3	12/03	270.712	267.899	267.899	266.973	268.839
Inland water transportation.....	4832		12/03	212.336	211.796	211.696	211.913	214.955
Inland water transportation.....	48321		12/03	212.340	211.800	211.700	211.917	214.959
Inland water freight transportation.....	483211		12/90	269.372	268.687	268.560	268.835	272.694
Primary services.....		483211-P	12/90	274.862	274.150	274.017	274.301	278.309
Inland water freight transportation services.....		483211-3	12/90	274.862	274.150	274.017	274.301	278.309
Truck transportation.....	484		12/03	189.015	187.623	182.797	180.699	181.436
General freight trucking.....	4841		12/03	198.410	196.569	189.903	186.383	187.779
General freight trucking, local.....	48411		12/03	172.099	170.412	171.132	165.052	169.204
General freight trucking, local.....	484110		12/03	172.124	170.436	171.156	165.073	169.227
Primary services.....		484110-P	06/93	175.346	173.328	174.739	175.123	175.485
General freight trucking services, local.....		484110-1	06/93	175.346	173.328	174.739	175.123	175.485
General freight trucking, local, truckload.....		484110-15	06/09	111.639	111.433	112.820	112.938	112.938
General freight trucking, local, less than truckload.....		484110-16	06/09	158.307	153.672	153.672	154.348	155.276
Other receipts.....		484110-SM	12/03	199.617	-	-	-	-
General freight trucking, long-distance.....	48412		12/03	205.110	203.235	194.344	191.587	192.153
General freight trucking, long-distance TL.....	484121		12/03	192.615	190.471	179.013	172.436	172.537
Primary services.....		484121-P	06/92	177.116	174.979	176.168	173.694	173.520
General freight trucking, long-distance, truckload.....		484121-2	06/92	177.116	174.979	176.168	173.694	173.520
General freight trucking, long-distance LTL.....	484122		12/03	231.510	230.664	230.773	240.812	242.879
Primary services.....		484122-P	06/92	390.325	388.899	389.081	406.009	409.493
General freight trucking, long-distance less than truckload.....		484122-1	06/92	390.325	388.899	389.081	406.009	409.493
Specialized freight trucking.....	4842		12/03	169.736	169.518	169.355	170.927	169.912
Used household and office goods moving.....	48421		12/03	168.464	175.201	173.142	170.716	166.410
Used household and office goods moving.....	484210		12/03	168.426	175.161	173.102	170.678	166.372
Primary services.....		484210-P	12/03	171.615	178.478	176.381	173.910	169.523
Used household and office goods moving, except local.....		484210-2	06/92	262.353	278.517	273.577	267.758	276.792
Residential moving services, except local.....		484210-21	09/15	142.152	152.446	149.339	145.680	150.809
Commercial and other goods moving services, except local.....		484210-22	09/15	116.215	115.561	115.561	115.561	118.372
Used household and office goods moving, local.....		484210-4	12/03	150.679	150.679	150.679	150.679	130.103
Residential moving services, local.....		484210-41	09/15	131.507	131.507	131.507	131.507	110.960
Commercial and other goods moving services, local.....		484210-42	09/15	118.112	118.112	118.112	118.112	115.602
Specialized freight (except used) trucking, local.....		48422	12/03	178.588	178.311	178.801	180.042	178.801
Specialized freight (except used goods) trucking, local.....		484220	12/03	178.598	178.320	178.811	180.052	178.812
Primary services.....		484220-P	06/93	215.842	215.420	216.166	218.054	218.709
Specialized freight (except used goods) trucking, local.....		484220-6	06/93	215.842	215.420	216.166	218.054	218.709
Local hazardous materials trucking (except waste).....		484220-601	06/13	129.723	128.441	127.736	132.160	134.596
Local agricultural products trucking without storage.....		484220-602	06/13	100.633	100.633	100.736	103.142	103.142
Dump trucking.....		484220-603	06/13	147.411	147.411	148.190	148.190	148.190
Local specialized trucking without storage.....		484220-604	06/13	122.062	121.853	122.788	122.788	122.788
Specialized freight (except used) trucking, long-distance.....		48423	12/03	161.382	158.658	158.562	161.922	162.333
Specialized freight (except used goods) trucking, long-distance.....		484230	12/03	161.388	158.664	158.568	161.928	162.339

See footnotes at end of table.

Table 11. Producer price indexes for net output of selected industries and their products, not seasonally adjusted — Continued
[September 2023]

Title ¹	Industry code	Product code	Index base	Unadjusted index ²				
				May 2023	June 2023 ^p	July 2023 ^p	Aug. 2023 ^p	Sept. 2023 ^p
Specialized freight (except used goods) trucking, long-distance - Continued								
Primary services.....		484230-P	06/01	158.500	155.465	155.376	159.114	159.590
Specialized freight (except used goods) trucking, long-distance.....		484230-6	06/01	158.500	155.465	155.376	159.114	159.590
Agricultural products trucking, long-distance.....		484230-602	06/13	145.370	142.899	141.265	155.386	157.132
All other specialized trucking, long-distance.....		484230-603	06/13	125.089	122.653	122.784	124.348	124.553
Pipeline Transportation.....	486		05/22	107.297	106.041	110.120	110.209	110.031
Pipeline transportation of crude oil.....	4861		12/03	271.673	271.673	294.535	295.775	295.775
Pipeline transportation of crude oil.....	48611		12/03	271.673	271.673	294.535	295.775	295.775
Pipeline transportation of crude oil.....	486110		06/86	301.082	301.082	326.418	327.793	327.793
Primary services.....		486110-P	06/86	301.472	301.472	325.999	327.454	327.454
Pipeline transportation of crude oil.....		486110-3	06/86	292.520	292.520	316.319	317.731	317.731
Trans-Alaskan Pipeline System transportation.....		486110-311	06/86	119.479	119.479	130.782	130.782	130.782
Pipeline transportation of crude petroleum, except on the Trans-Alaskan Pipeline System.....		486110-312	06/86	394.383	394.383	426.138	428.162	428.162
Pipeline transportation of natural gas.....	4862		05/22	105.134	102.928	102.902	102.873	102.528
Pipeline transportation of natural gas.....	48621		05/22	105.134	102.928	102.902	102.873	102.528
Pipeline transportation of natural gas.....	486210		05/22	105.134	102.928	102.902	102.873	102.528
Primary services.....		486210-P	05/22	105.134	102.928	102.902	102.873	102.528
Pipeline transportation of natural gas services.....		486210-1	05/22	105.134	102.928	102.902	102.873	102.528
Other pipeline transportation.....	4869		12/03	206.832	207.484	228.491	228.491	228.775
Pipeline transportation of refined petroleum products.....	48691		12/03	206.832	207.484	228.491	228.491	228.775
Refined petroleum product pipeline transport.....	486910		06/86	236.700	237.447	261.487	261.487	261.812
Primary services.....		486910-P	06/86	237.091	237.839	261.919	261.919	262.244
Pipeline transportation of refined petroleum products.....		486910-1	06/86	240.475	241.234	265.658	265.658	265.987
Transportation support activities.....	488		12/03	138.446	139.965	140.195	134.008	136.507
Air transportation support activities.....	4881		12/96	203.836	206.480	211.263	210.351	211.006
Airport operations.....	48811		12/03	155.261	158.563	164.113	161.969	162.780
Other airport operations.....	488119		12/03	155.286	158.589	164.140	161.996	162.806
Primary services.....		488119-P	06/92	215.032	219.605	227.292	224.323	225.445
Aeronautical services.....		488119-5	06/14	119.065	119.149	121.166	123.170	123.236
Landing fees.....		488119-501	06/14	112.144	112.183	110.586	110.994	110.971
Terminal rental.....		488119-502	06/14	128.431	128.431	130.299	134.637	134.809
Other aeronautical services.....		488119-503	06/14	113.109	113.421	121.138	121.160	121.160
Non-aeronautical services.....		488119-6	06/14	127.363	132.889	140.019	134.062	135.366
Airport parking.....		488119-601	06/14	137.168	137.769	139.106	139.106	139.106
Lease space for rental cars.....		488119-602	06/14	141.022	161.166	185.414	161.341	162.516
Lease space for concessions.....		488119-603	06/92	171.682	182.778	199.385	188.717	199.120
Other non-aeronautical services.....		488119-604	06/14	109.110	109.438	109.438	109.438	109.438
Other air transportation support activities.....	48819		12/03	169.977	169.952	170.635	172.376	172.384
Other support activities for air transport.....	488190		12/03	169.972	169.947	170.629	172.371	172.378
Primary services.....		488190-P	06/92	218.765	218.765	219.552	221.410	221.410
Other air transportation support activities.....		488190-5	06/07	151.870	151.870	152.417	153.706	153.706
Water transportation support activities.....	4883		12/03	161.110	160.842	161.109	161.751	161.997
Port and harbor operations.....	48831		12/03	187.139	185.467	186.533	188.575	188.575
Port and harbor operations.....	488310		12/03	187.162	185.490	186.556	188.598	188.598
Primary services.....		488310-P	12/03	190.173	188.257	189.479	191.819	191.819
Port and harbor services.....		488310-1	12/03	190.173	188.257	189.479	191.819	191.819
Marine cargo handling.....	48832		12/03	151.118	151.151	151.135	151.474	151.474
Marine cargo handling.....	488320		12/91	170.219	170.257	170.239	170.620	170.620
Primary services.....		488320-P	12/91	166.012	166.050	166.032	166.406	166.406
Movement of containers.....		488320-8	12/98	148.947	148.959	148.965	149.259	149.259
Other marine cargo handling.....		488320-9	12/98	156.359	156.558	156.373	157.051	157.051
Navigational services to shipping.....	48833		12/03	169.552	169.759	169.991	170.185	171.151
Navigational services to shipping.....	488330		12/92	222.438	222.710	223.015	223.269	224.536
Primary services.....		488330-P	12/92	227.933	228.231	228.567	228.845	230.238
Navigational services to shipping and salvage.....		488330-1	12/92	227.933	228.231	228.567	228.845	230.238
Freight transportation arrangement.....	4885		12/96	113.252	114.811	113.200	102.980	106.854
Freight transportation arrangement.....	48851		12/96	113.252	114.811	113.200	102.980	106.854
Freight transportation arrangement.....	488510		12/94	115.567	117.157	115.514	105.087	109.041
Primary services.....		488510-P	12/94	115.262	116.998	115.200	104.070	108.058

See footnotes at end of table.

Table 11. Producer price indexes for net output of selected industries and their products, not seasonally adjusted — Continued
 [September 2023]

Title ¹	Industry code	Product code	Index base	Unadjusted index ²				
				May 2023	June 2023 ^p	July 2023 ^p	Aug. 2023 ^p	Sept. 2023 ^p
Freight transportation arrangement - Continued								
Freight forwarding.....		488510-1	12/94	107.597	107.592	107.591	107.603	107.670
Arrangement of freight and cargo n.e.c.....		488510-2	12/94	121.972	125.415	121.855	99.799	107.632
U.S. Postal Service.....	491		06/89	281.228	281.228	292.039	292.039	292.039
U.S. Postal Service.....	4911		06/89	281.228	281.228	292.039	292.039	292.039
U.S. Postal Service.....	49111		06/89	281.228	281.228	292.039	292.039	292.039
U.S. Postal Service.....	491110		06/89	281.228	281.228	292.039	292.039	292.039
Primary services.....		491110-P	06/89	281.228	281.228	292.039	292.039	292.039
Mailing services (market dominant services).....		491110-7	12/12	139.462	139.462	147.490	147.490	147.490
First class mail.....		491110-71	06/89	248.829	248.829	261.519	261.519	261.519
Retail letters.....		491110-711	12/12	139.838	139.838	146.346	146.346	146.346
Commercial letters.....		491110-712	12/12	133.618	133.618	141.369	141.369	141.369
Retail and commercial flats.....		491110-713	12/12	136.039	136.039	144.053	144.053	144.053
Other first class mail and fees.....		491110-714	12/12	159.165	159.165	162.808	162.808	162.808
Periodicals mail.....		491110-72	06/89	330.638	330.638	357.340	357.340	357.340
Outside county.....		491110-721	06/89	337.676	337.676	365.275	365.275	365.275
Other periodicals mail and fees.....		491110-722	12/12	131.976	131.976	139.998	139.998	139.998
Standard class mail.....		491110-73	06/89	317.670	317.670	338.571	338.571	338.571
High density and saturation flats and parcels.....		491110-731	12/12	123.767	123.767	127.501	127.501	127.501
Carrier route basic mail.....		491110-732	12/12	137.752	137.752	148.454	148.454	148.454
Bulk letters.....		491110-733	12/12	136.170	136.170	144.324	144.324	144.324
Bulk flats.....		491110-734	12/12	147.486	147.486	158.621	158.621	158.621
Other standard mail and fees.....		491110-735	12/12	178.596	178.596	198.808	198.808	198.808
Package services mail.....		491110-74	06/89	314.194	314.194	330.910	330.910	330.910
Special services and fees.....		491110-75	06/89	333.232	333.232	353.467	353.467	353.467
Shipping services (competitive services).....		491110-8	12/12	171.832	171.832	170.603	170.603	170.603
Domestic priority mail.....		491110-81	06/89	405.137	405.137	405.137	405.137	405.137
Other shipping services and shipping special services & fees.....		491110-82	12/12	194.467	194.467	192.075	192.075	192.075
Couriers and messengers.....	492		12/03	303.379	302.691	303.239	306.743	307.978
Couriers and express delivery services.....	4921		12/03	314.153	313.400	313.999	317.835	319.186
Couriers and express delivery services.....	49211		12/03	314.169	313.416	314.015	317.851	319.203
Couriers and express delivery services.....	492110		12/03	314.127	313.373	313.973	317.808	319.159
Primary services.....		492110-P	12/03	315.229	314.473	315.073	318.922	320.279
Standard courier services.....		492110-1	12/92	467.146	465.977	465.977	467.925	469.094
Expedited courier services.....		492110-2	12/87	467.808	466.774	469.276	481.786	485.322
Domestic expedited courier services.....		492110-201	12/98	427.263	426.301	428.599	440.070	443.329
International expedited courier services.....		492110-202	12/98	363.875	363.104	365.025	374.670	377.363
Local messengers and local delivery.....	4922		12/03	165.956	165.956	165.956	165.956	165.956
Local messengers and local delivery.....	49221		12/03	165.616	165.616	165.616	165.616	165.616
Local messengers and local delivery.....	492210		12/03	165.587	165.587	165.587	165.587	165.587
Primary services.....		492210-P	12/92	213.628	213.628	213.628	213.628	213.628
Local messengers and local delivery services.....		492210-1	12/92	213.628	213.628	213.628	213.628	213.628
Warehousing and storage.....	493		12/06	143.538	141.118	143.865	142.579	145.704
Warehousing and storage.....	4931		12/06	143.490	141.071	143.816	142.531	145.654
General warehousing and storage.....	49311		12/03	148.835	146.141	147.977	146.980	150.330
General warehousing and storage.....	493110		12/03	148.924	146.229	148.066	147.068	150.420
Primary services.....		493110-P	06/93	163.083	160.132	162.143	161.051	164.721
General warehousing and storage services.....		493110-1	06/93	163.083	160.132	162.143	161.051	164.721
Refrigerated warehousing and storage.....	49312		12/03	149.716	147.559	154.931	151.817	154.914
Refrigerated warehousing and storage.....	493120		12/91	164.531	162.161	170.262	166.839	170.243
Primary services.....		493120-P	12/91	164.816	162.442	170.557	167.128	170.538
Warehousing and storage of refrigerated goods.....		493120-2	12/91	165.004	162.627	170.751	167.319	170.732
Farm product warehousing and storage.....	49313		12/03	140.743	141.865	146.675	146.608	147.195
Farm product warehousing and storage.....	493130		12/92	163.641	164.946	170.538	170.460	171.142
Primary services.....		493130-P	12/92	161.874	163.231	169.013	169.013	169.790
Farm product warehousing and storage services.....		493130-1	12/92	161.874	163.231	169.013	169.013	169.790
Publishing industries.....	513		12/22	103.791	104.193	104.433	104.664	104.704
Newspaper, book, and directory publishers.....	5131		12/22	103.252	103.658	104.095	103.297	103.362
Newspaper publishers.....	51311		12/22	99.434	99.255	99.272	99.011	98.789
Newspaper publishers.....	513110		12/22	99.434	99.255	99.272	99.011	98.789

See footnotes at end of table.

Table 11. Producer price indexes for net output of selected industries and their products, not seasonally adjusted — Continued
 [September 2023]

Title ¹	Industry code	Product code	Index base	Unadjusted index ²				
				May 2023	June 2023 ^P	July 2023 ^P	Aug. 2023 ^P	Sept. 2023 ^P
Newspaper publishers - Continued								
Primary services.....		513110-P	12/22	99.434	99.255	99.272	99.011	98.789
Newspaper publishing.....		513110-1	12/22	99.434	99.255	99.272	99.011	98.789
Newspaper publishing from print publishers.....		513110-11	12/79	599.647	598.566	598.665	597.094	595.754
Newspaper advertising sales.....		513110-111	09/15	88.574	88.026	88.026	87.240	86.556
Newspaper advertising sales, print only.....		513110-1111	09/15	85.896	85.253	85.253	84.328	83.524
Newspaper advertising sales, digital only and print and digital bundled.....		513110-1112	09/15	104.357	104.357	104.357	104.357	104.357
Newspaper subscription and single copy sales.....		513110-112	09/15	179.859	179.889	179.932	179.967	180.009
Newspaper subscriptions, print only.....		513110-1121	09/15	178.175	178.175	178.175	178.175	178.175
Newspaper subscriptions, online only and print and online bundled.....		513110-1122	09/15	197.365	197.755	198.319	198.776	199.325
Periodical publishers.....	51312		12/22	105.819	106.893	108.383	106.673	106.673
Periodical publishers.....	513120		12/22	105.793	106.857	108.332	106.639	106.639
Primary services.....		513120-P	12/22	103.192	103.192	103.192	103.192	103.192
Periodical publishing.....		513120-1	12/22	103.192	103.192	103.192	103.192	103.192
Periodical publishing from print publishers.....		513120-11	12/79	463.284	463.284	463.284	463.284	463.284
Periodicals, advertising sales.....		513120-111	12/14	109.846	109.846	109.846	109.846	109.846
Periodicals, subscriptions and single copy sales.....		513120-112	12/14	104.178	104.178	104.178	104.178	104.178
Specialized business and professional periodicals, subscriptions and single copy sales.....		513120-1121	12/79	580.511	580.511	580.511	580.511	580.511
General and consumer periodicals, subscriptions and single copy sales.....		513120-1122	12/06	100.339	100.339	100.339	100.339	100.339
Book publishers.....	51313		12/22	104.345	104.645	104.458	103.714	103.908
Book publishers.....	513130		12/22	104.313	104.610	104.424	103.686	103.879
Primary services.....		513130-P	12/22	104.852	105.187	104.978	104.147	104.364
Book publishing from print publishers.....		513130-1	12/80	551.974	553.735	552.635	548.261	549.405
Print book publishing.....		513130-101	09/15	133.698	134.124	133.858	132.798	133.075
General adult and juvenile book publishing.....		513130-1011	06/09	110.705	112.294	112.879	110.669	111.086
General adult book publishing.....		513130-10111	06/09	112.625	115.158	115.592	115.402	115.585
Juvenile book publishing.....		513130-10112	06/09	101.884	102.445	103.140	99.079	99.701
Textbook publishing, including teachers' editions and workbooks.....		513130-1012	12/80	914.521	914.274	901.322	891.310	900.635
College textbook publishing.....		513130-10121	12/80	971.484	970.541	920.920	882.560	918.285
Elementary and high school textbook publishing.....		513130-10122	12/02	203.649	203.649	203.649	203.649	203.649
Technical, scientific, and professional book publishing.....		513130-1013	12/80	924.080	924.080	924.080	924.080	924.080
General reference book publishing.....		513130-1014	12/80	219.154	217.148	217.148	218.753	215.209
Religious book publishing.....		513130-1015	12/80	264.054	261.642	259.293	260.227	260.350
Directory and mailing list publishers.....	51314		12/22	104.809	105.426	106.521	106.019	106.487
Directory and mailing list publishers.....	513140		12/22	104.798	105.416	106.514	106.010	106.480
Primary services.....		513140-P	12/22	104.552	105.200	106.350	105.822	106.314
Directory and mailing list publishing.....		513140-1	12/22	104.552	105.200	106.350	105.822	106.314
Directory and mailing list publishing from print publishers.....		513140-11	12/03	127.794	131.242	132.218	128.966	131.002
Directory and mailing list publishing from print - ad sales incl. phone directory listings.....		513140-111	09/84	293.846	293.846	293.846	293.846	293.938
Directory and mailing list publishing from print - subscription, content, and licensing sales.....		513140-112	01/08	147.847	154.635	156.556	150.155	154.130
Directory and mailing list publishing from Internet publishers.....		513140-12	12/22	104.670	104.688	105.941	106.032	106.184
Other publishers.....	51319		12/22	101.271	101.830	101.882	101.510	101.690
Greeting card publishers.....	513191		12/22	100.106	100.125	100.213	100.068	100.075
Primary services.....		513191-P	12/22	100.033	100.000	100.096	99.965	99.965
Greeting card publishing.....		513191-1	12/22	100.033	100.000	100.096	99.965	99.965
Greeting card publishing from print publishers.....		513191-101	12/85	242.605	242.525	242.758	242.441	242.441
All other publishers.....	513199		12/22	104.927	107.188	107.127	106.042	106.763
Primary services.....		513199-P	12/22	103.925	106.617	106.545	105.253	106.112
All other publishing including yearbooks, art prints, patterns, and trading cards.....		513199-1	12/22	103.925	106.617	106.545	105.253	106.112
All other publishing including yearbooks, art prints, patterns, and trading cards, from print.....		513199-11	12/03	130.165	133.537	133.446	131.828	132.904
Other receipts.....		513199-SM	12/03	130.035	-	-	-	-
Software publishers.....	5132		12/03	95.439	95.808	95.899	96.801	96.819
Software publishers.....	51321		12/03	95.439	95.808	95.899	96.801	96.819
Software publishers.....	513210		12/97	90.221	90.571	90.656	91.510	91.527
Primary services.....		513210-P	12/97	93.201	93.597	93.694	94.461	94.514
Software publishing, except games.....		513210-5	06/06	102.063	102.479	102.604	103.598	103.383
System & application software publishing, excluding maintenance, tech support & games.....		513210-505	05/22	101.915	102.362	101.997	102.948	102.695
System software publishing.....		513210-50501	05/22	103.880	104.849	106.022	107.468	105.438
Application software publishing.....		513210-50502	12/97	108.812	108.638	106.289	106.702	108.677
Desktop and portable device application software publishing.....		513210-505021	06/06	103.698	104.449	102.718	101.984	106.622
Other application software publishing.....		513210-505022	06/06	122.166	121.294	118.281	119.580	119.759

See footnotes at end of table.

Table 11. Producer price indexes for net output of selected industries and their products, not seasonally adjusted — Continued
 [September 2023]

Title ¹	Industry code	Product code	Index base	Unadjusted index ²				
				May 2023	June 2023 ^P	July 2023 ^P	Aug. 2023 ^P	Sept. 2023 ^P
Software publishers - Continued								
Software maintenance, technical support, and other services related to software publishing.....		513210-506	12/97	170.958	171.137	179.348	181.671	181.953
Game software publishing.....		513210-7	12/13	81.777	82.333	82.197	81.102	84.301
Other receipts.....		513210-SM	12/97	64.552	64.552	64.549	65.970	-
Broadcasting, except Internet.....	516		12/03	127.054	123.727	120.365	113.708	112.971
Radio and television broadcasting.....	5161		06/01	101.925	101.153	97.935	98.060	98.328
Radio broadcasting.....	51611		12/03	99.899	97.436	93.614	95.762	96.605
Radio broadcasting stations.....	516110		06/88	180.456	176.005	169.099	172.981	174.503
Primary services.....		516110-P	06/88	181.092	176.544	169.486	173.452	175.009
Radio station services.....		516110-1	06/88	191.941	187.120	179.639	183.843	185.493
Radio station advertising sales.....		516110-101	06/88	184.772	179.244	170.665	175.486	177.379
Radio station advertising sales, local.....		516110-10101	12/95	139.130	133.661	128.086	132.862	130.853
Radio station advertising sales, national and regional.....		516110-10102	12/95	123.348	122.664	114.900	115.480	124.651
Other radio station services.....		516110-102	12/03	141.978	141.978	141.978	141.978	141.978
Other receipts.....		516110-SM	12/03	135.073	135.087	135.102	135.144	135.073
Television broadcasting.....	51612		12/03	95.272	95.072	92.228	91.723	91.798
Television broadcasting stations.....	516120		06/01	95.984	95.782	92.915	92.405	92.482
Primary services.....		516120-P	06/01	77.211	77.074	74.906	74.517	74.575
Television station advertising sales.....		516120-3	06/08	77.482	77.249	73.583	72.926	73.025
Other television station broadcasting services.....		516120-4	06/08	117.939	117.939	117.939	117.939	117.939
Other receipts.....		516120-SM	06/01	200.927	199.921	198.662	198.644	198.652
Cable and other subscription programming.....	5162		12/03	145.446	140.580	137.041	126.078	124.733
Cable and other subscription programming.....	51621		12/03	147.951	143.001	139.401	128.249	126.881
Media streaming dist svcs, social networks, and other media networks and content providers.....	516210		12/03	145.451	140.646	137.103	126.156	124.826
Primary services.....		516210-P	12/03	152.596	146.926	143.252	131.598	130.047
Cable networks.....		516210-1	12/03	146.683	139.286	137.357	117.436	114.356
Cable network advertising services.....		516210-11	06/93	179.854	169.590	166.913	139.272	134.997
Cable network programming services.....		516210-12	06/93	290.718	290.718	290.718	290.718	290.718
Radio network and national syndication services.....		516210-3	12/95	119.902	115.585	100.134	112.099	115.586
Telecommunications.....	517		12/03	108.318	108.457	108.404	108.735	107.897
Wired and wireless telecommunications carriers.....	5173		12/17	110.982	111.125	111.070	111.412	110.547
Wired and wireless telecommunications carriers.....	51731		12/17	110.982	111.125	111.070	111.412	110.547
Wired telecommunications carriers.....	517311		12/03	136.865	137.158	137.047	137.744	135.963
Primary products.....		517311-P	12/03	136.678	136.969	136.859	137.555	135.776
Local telephone service, except private lines.....		517311-1	12/03	152.423	152.240	152.220	152.580	152.534
Residence local telephone service.....		517311-111	12/03	167.975	167.970	167.962	168.871	169.035
Business and other local telephone service.....		517311-112	12/03	133.083	132.596	132.554	132.017	131.618
Public switched toll service.....		517311-2	12/03	136.255	135.139	136.927	136.337	136.752
Residence switched toll service.....		517311-21	12/03	207.269	207.849	207.248	207.998	210.200
Business switched toll and other toll service.....		517311-22	12/03	66.227	64.997	66.868	66.084	65.812
Private line telephone service.....		517311-3	12/03	98.622	98.644	99.278	102.355	102.317
All-distance telephone service.....		517311-4	12/11	139.207	140.592	142.889	143.124	143.206
Residential all-distance telephone service.....		517311-401	12/11	143.659	148.643	150.651	150.939	151.460
Business all-distance telephone service.....		517311-402	12/11	135.350	133.640	136.186	136.375	136.081
Video programming distribution.....		517311-5	12/03	184.635	186.431	186.022	186.448	186.393
Video programming subscriber services.....		517311-501	06/93	265.103	267.856	267.228	267.881	267.797
Advertising services.....		517311-502	06/93	115.499	115.499	115.499	115.499	115.499
Internet access services.....		517311-6	06/04	60.468	60.858	60.730	60.382	60.272
Residential Internet access services.....		517311-601	12/11	89.270	89.792	89.608	89.663	89.678
Business Internet access services.....		517311-602	12/11	99.035	99.825	99.601	97.453	96.784
Bundled access services.....		517311-7	12/11	128.923	128.900	128.464	129.776	125.706
Other wired telecommunications services.....		517311-9	12/03	105.075	105.075	105.075	105.075	105.075
Wireless telecommunications carriers.....	517312		06/99	44.325	44.327	44.326	44.329	44.328
Primary services.....		517312-P	06/99	43.809	43.810	43.809	43.813	43.812
Wireless telecommunications services.....		517312-1	06/99	43.809	43.810	43.809	43.813	43.812
Data processing and related services.....	5182		12/03	114.139	114.377	114.659	114.775	114.600
Data processing and related services.....	51821		12/03	114.139	114.377	114.659	114.775	114.600
Data processing, hosting and related services.....	518210		12/00	117.818	118.064	118.355	118.475	118.295
Primary services.....		518210-P	12/00	111.333	111.611	111.941	112.076	111.872
Business process management services.....		518210-1	12/00	104.652	104.652	104.652	104.652	104.745
Data management, information transformation, and related services.....		518210-4	12/00	105.582	105.582	105.641	105.641	105.641

See footnotes at end of table.

Table 11. Producer price indexes for net output of selected industries and their products, not seasonally adjusted — Continued
 [September 2023]

Title ¹	Industry code	Product code	Index base	Unadjusted index ²				
				May 2023	June 2023 ^P	July 2023 ^P	Aug. 2023 ^P	Sept. 2023 ^P
Data processing, hosting and related services - Continued								
Hosting, ASP, and other IT infrastructure provisioning services.....		518210-5	12/06	112.640	113.140	113.712	113.955	113.545
Other receipts.....		518210-SM	12/00	138.116	138.116	138.116	138.116	138.116
Depository credit intermediation.....	5221		12/03	135.101	136.752	134.753	137.455	140.495
Commercial banking.....	52211		12/03	138.540	140.235	138.136	141.023	144.143
Commercial banking.....	522110		12/03	138.540	140.235	138.136	141.023	144.143
Primary services.....		522110-P	12/03	138.540	140.235	138.136	141.023	144.143
Loan services.....		522110-1	12/03	224.406	223.469	219.044	227.492	222.214
Residential real estate loans, except home equity.....		522110-101	12/03	85.007	81.901	81.210	82.209	85.933
Nonresidential real estate loans.....		522110-102	12/03	530.725	534.270	522.198	540.842	516.830
Home equity loans.....		522110-103	12/03	251.765	250.796	246.659	266.610	265.985
Commercial, industrial, and agricultural loans, except real estate.....		522110-105	12/03	231.417	229.557	226.121	235.584	230.789
New and used auto and truck loans.....		522110-106	12/03	82.937	78.059	73.593	81.401	73.889
Credit cards, overdraft credit, and related plans.....		522110-107	12/03	189.563	193.154	190.050	194.502	187.136
Other loan services.....		522110-108	12/03	112.838	113.859	109.682	112.089	110.147
Deposit services.....		522110-2	12/03	64.732	68.495	68.119	66.513	76.164
Demand deposits.....		522110-201	12/11	96.392	104.284	104.906	105.351	119.222
Time and other deposits.....		522110-202	12/11	140.253	145.413	143.051	135.862	157.424
Trust services.....		522110-3	12/03	100.555	100.558	100.531	105.708	105.732
Other banking services.....		522110-4	12/03	102.080	102.080	102.080	102.080	102.080
Savings institutions.....	52218		12/03	103.922	105.161	104.404	104.654	106.951
Savings institutions and other depository credit intermediation.....	522180		12/03	103.923	105.162	104.405	104.655	106.952
Primary services.....		522180-P	12/03	104.090	105.331	104.573	104.824	107.124
Loan services.....		522180-1	12/03	117.686	119.230	119.627	120.409	122.826
Residential real estate loans, except home equity.....		522180-101	12/03	86.831	85.951	88.785	87.185	89.504
Nonresidential real estate loans.....		522180-102	12/03	197.689	203.446	200.623	204.958	206.562
Home equity loans.....		522180-103	12/03	328.232	329.640	333.301	329.507	330.866
Commercial, industrial, and agricultural loans, except real estate.....		522180-105	12/03	288.038	288.432	288.811	291.340	294.752
New and used auto and truck loans.....		522180-106	12/03	101.283	103.458	103.289	106.858	111.545
Credit cards, overdraft credit, and related plans.....		522180-109	12/11	137.351	142.231	140.664	146.217	151.004
Other loan services.....		522180-111	12/03	95.941	97.108	98.581	95.207	98.629
Deposit services.....		522180-2	12/03	94.583	95.517	92.315	91.581	94.184
Demand deposits.....		522180-201	12/11	116.234	120.906	120.806	119.430	123.783
Time and other deposits.....		522180-202	12/11	120.895	120.951	115.624	114.837	117.792
Trusts and other banking services.....		522180-3	12/03	195.693	195.693	195.693	195.693	195.693
Security, commodity contracts and like activity.....	523		12/03	251.211	250.777	260.591	265.411	265.428
Securities and commodity contracts intermediation and brokerage.....	5231		06/00	212.229	211.516	212.818	217.892	219.620
Investment banking and securities intermediation.....	52315		12/22	112.081	111.704	112.392	115.072	115.984
Investment banking and securities intermediation.....	523150		12/22	112.081	111.704	112.392	115.072	115.984
Primary services.....		523150-P	12/22	112.081	111.704	112.392	115.072	115.984
Securities brokerage.....		523150-1	12/03	130.916	130.062	131.820	134.140	134.153
Brokerage services.....		523150-101	06/00	56.427	55.130	55.490	55.508	55.508
Brokerage services, equities and ETFs.....		523150-1011	06/00	49.555	46.797	47.585	47.624	47.624
Brokerage services, all other securities.....		523150-1012	06/00	74.583	74.505	74.505	74.505	74.505
Other securities related services including margin lending and mutual fund sales.....		523150-102	06/00	193.593	193.774	196.991	201.950	201.977
Investment banking and securities dealing.....		523150-2	12/03	449.995	449.476	449.950	462.647	468.833
Dealer transactions.....		523150-201	06/00	110.051	109.711	109.606	108.125	109.585
Dealer transactions, equity securities.....		523150-2011	06/05	118.937	118.906	120.293	122.050	125.207
Dealer transactions, debt securities and all other trading.....		523150-2012	06/00	132.331	131.449	129.223	122.735	122.279
Investment banking services.....		523150-202	06/00	261.260	260.164	259.983	264.995	275.219
Other securities dealing services.....		523150-203	12/03	2,472.555	2,476.952	2,484.938	2,625.404	2,621.660
Portfolio management and investment advice.....	52394		12/22	100.777	100.752	107.704	109.205	108.473
Portfolio management and investment advice.....	523940		12/22	100.777	100.752	107.704	109.205	108.473
Primary services.....		523940-P	12/22	100.777	100.752	107.704	109.205	108.473
Portfolio management.....		523940-1	06/02	297.583	296.541	317.855	323.948	322.452
Mutual fund and exchange traded fund management.....		523940-11	06/02	332.881	331.794	344.357	361.995	359.450
Management of equity funds.....		523940-1101	01/17	152.676	152.121	161.433	174.578	172.742
Management of bond funds.....		523940-1102	01/17	103.059	102.368	102.227	102.310	102.004
Management of other funds.....		523940-1103	01/17	104.024	104.143	104.535	104.668	104.804
Private portfolio management.....		523940-12	06/02	277.364	276.359	301.224	302.106	301.097
Management of equity private portfolios.....		523940-1201	01/17	139.698	138.869	157.837	158.530	157.645
Management of bond private portfolios.....		523940-1202	01/17	102.720	102.616	104.083	104.115	104.083
Management of other private portfolios.....		523940-1203	01/17	126.146	126.174	130.091	130.202	130.286
Investment advice.....		523940-2	06/02	231.907	236.137	248.654	244.774	240.139

See footnotes at end of table.

Table 11. Producer price indexes for net output of selected industries and their products, not seasonally adjusted — Continued
 [September 2023]

Title ¹	Industry code	Product code	Index base	Unadjusted index ²				
				May 2023	June 2023 ^p	July 2023 ^p	Aug. 2023 ^p	Sept. 2023 ^p
Portfolio management and investment advice - Continued								
Investment advisory services.....		523940-21	06/02	231.907	236.137	248.654	244.774	240.139
Insurance carriers and related activities.....	524		12/03	150.411	151.393	151.372	151.755	151.820
Insurance carriers.....	5241		12/03	151.103	152.115	152.112	152.507	152.572
Direct life/health/medical insurance carriers.....	52411		12/03	155.123	155.142	155.039	155.484	155.398
Direct life insurance carriers.....	524113		12/98	117.885	117.877	117.624	117.623	117.263
Primary services.....		524113-P	12/98	117.671	117.663	117.410	117.410	117.050
Life insurance policies.....		524113-1	12/98	112.307	112.306	111.947	111.946	111.518
Individual life insurance policies.....		524113-101	12/98	120.014	120.012	119.520	119.520	119.520
Term life insurance policies.....		524113-10101	12/98	106.492	106.491	106.491	106.491	106.491
Whole life insurance policies.....		524113-10102	12/98	130.225	130.220	130.220	130.220	130.220
Universal life insurance policies.....		524113-10103	12/98	115.021	115.023	112.671	112.669	112.669
Variable-universal and other individual life insurance policies.....		524113-10105	12/17	103.102	103.102	103.206	103.206	103.206
Group life insurance policies.....		524113-102	12/98	93.457	93.457	93.491	93.491	91.727
Annuities.....		524113-2	12/98	150.643	150.539	151.251	151.244	151.216
Variable deferred annuities.....		524113-201	12/98	187.092	187.092	187.235	187.235	187.235
Fixed-rate deferred annuities.....		524113-202	12/98	115.801	115.801	117.385	117.368	117.368
Immediate annuities.....		524113-203	12/98	127.817	126.757	126.439	126.439	126.159
Disability insurance policies.....		524113-3	06/06	102.695	102.695	102.695	102.695	102.695
Direct health and medical insurance carriers.....	524114		12/02	199.425	199.463	199.452	200.257	200.350
Primary services.....		524114-P	12/02	202.622	202.662	202.650	203.468	203.563
Medical service plans.....		524114-1	12/02	211.820	211.861	211.849	212.706	212.805
Comprehensive medical service plans.....		524114-101	12/02	220.487	220.553	220.546	222.481	222.372
Group managed care medical service plans.....		524114-10101	12/02	218.065	218.205	218.191	218.195	218.271
Group fee-for-service medical service plans.....		524114-10102	12/02	192.717	192.717	192.717	206.710	206.710
Individual comprehensive medical service plans.....		524114-10103	12/02	336.483	336.483	336.483	336.575	336.040
Non-comprehensive medical service plans.....		524114-103	06/07	129.616	129.630	129.619	129.620	129.786
Dental service plans.....		524114-10301	12/02	136.739	136.883	137.148	137.156	137.348
Supplemental Medicare service plans.....		524114-10302	12/02	166.253	166.253	166.284	166.284	166.853
Other medical service plans.....		524114-10303	12/02	169.239	169.239	169.138	169.138	169.138
Indemnity health insurance plans.....		524114-2	12/02	114.170	114.170	114.170	114.188	114.188
Other direct insurance carriers.....	52412		12/98	168.119	171.689	171.931	172.288	172.737
Direct property and casualty insurers.....	524126		06/98	168.242	171.815	172.057	172.415	172.864
Primary services.....		524126-P	06/98	168.385	171.961	172.203	172.561	173.011
Private passenger auto insurance.....		524126-1	06/98	205.262	213.843	214.032	214.075	214.415
Homeowner's insurance.....		524126-2	06/98	226.430	228.437	229.025	229.407	230.440
Commercial auto insurance.....		524126-3	06/98	127.700	129.099	129.522	129.522	131.262
Non-auto liability insurance.....		524126-4	06/98	127.091	126.952	127.486	129.958	129.838
Medical malpractice insurance.....		524126-402	06/98	115.022	115.022	115.022	115.022	115.022
Product and other non-auto liability insurance.....		524126-403	06/98	129.627	129.464	130.094	133.012	132.870
Commercial multiple peril insurance.....		524126-5	06/98	152.126	152.111	151.774	151.808	156.052
Worker's compensation insurance.....		524126-6	06/98	90.697	90.517	90.486	90.486	87.922
Other property and casualty insurance.....		524126-7	12/03	121.297	121.297	121.572	121.572	121.541
Insurance agencies and brokerages.....	52421		12/03	114.258	114.348	113.817	113.817	113.817
Insurance agencies and brokerages.....	524210		12/02	118.302	118.395	117.845	117.845	117.845
Primary services.....		524210-P	12/02	119.104	119.202	118.623	118.623	118.623
Sale of property and casualty insurance.....		524210-1	12/02	120.608	120.608	119.698	119.698	119.698
Sale of personal property and casualty insurance.....		524210-101	06/09	117.656	117.656	117.724	117.724	117.724
Sale of private passenger auto insurance.....		524210-10101	12/02	122.065	122.065	122.157	122.157	122.157
Sale of homeowner's insurance.....		524210-10102	12/02	125.478	125.478	125.478	125.478	125.478
Sale of other personal property and casualty insurance.....		524210-10103	06/09	102.708	102.708	102.821	102.821	102.821
Sale of commercial property and casualty insurance.....		524210-102	12/02	120.906	120.906	118.975	118.975	118.975
Sale of life insurance and annuities.....		524210-2	12/02	107.007	107.007	107.007	107.007	107.007
Sale of health and medical insurance.....		524210-3	12/02	133.516	134.262	134.262	134.262	134.262
Sale of other insurance.....		524210-4	12/02	103.209	103.209	103.281	103.281	103.281
Lessors of nonresidential buildings (except miniwarehouses).....	53112		12/03	135.904	138.031	136.764	141.086	144.873
Lessors of nonresidential buildings.....	531120		12/95	158.997	161.485	160.004	165.060	169.490
Primary services.....		531120-P	12/95	154.504	156.922	155.482	160.396	164.700
Leasing of shopping centers and retail stores.....		531120-1	12/95	138.415	141.984	138.039	142.463	149.282
Leasing of professional and office buildings.....		531120-2	12/95	174.782	172.102	173.294	178.238	179.042
Leasing of manufacturing and industrial buildings.....		531120-3	12/95	141.025	139.971	140.356	140.663	140.265
Leasing of other nonresidential buildings and facilities.....		531120-7	12/02	139.019	153.316	151.601	160.730	169.295
Lessors of miniwarehouse and self storage units.....	53113		12/03	195.292	197.229	197.801	199.067	199.461
Miniwarehouse and self-storage unit operators.....	531130		12/03	195.280	197.217	197.789	199.056	199.449

See footnotes at end of table.

Table 11. Producer price indexes for net output of selected industries and their products, not seasonally adjusted — Continued
 [September 2023]

Title ¹	Industry code	Product code	Index base	Unadjusted index ²				
				May 2023	June 2023 ^p	July 2023 ^p	Aug. 2023 ^p	Sept. 2023 ^p
Miniwarehouse and self-storage unit operators - Continued								
Primary services.....		531130-P	06/93	296.795	299.822	300.691	302.617	303.215
Miniwarehouse and self-storage unit operation.....		531130-1	06/93	296.795	299.822	300.691	302.617	303.215
Offices of real estate agents and brokers.....	5312		12/03	185.827	188.142	189.465	192.273	192.807
Offices of real estate agents and brokers.....	53121		12/03	185.827	188.142	189.465	192.273	192.807
Offices of real estate agents and brokers.....	531210		12/03	185.707	188.200	189.342	192.149	192.683
Primary services.....		531210-P	12/03	185.729	188.043	189.366	192.172	192.706
Real estate brokerage, residential property sales and leases.....		531210-1	12/95	258.037	261.812	264.427	269.043	269.936
Real estate brokerage, nonresidential property sales and leases including land sales and leases.....		531210-6	12/06	142.247	142.693	141.872	142.331	142.383
Real estate brokerage, nonresidential property sales including land sales.....		531210-601	12/09	158.937	159.515	158.141	158.998	158.969
Real estate brokerage, nonresidential property leases including land leases.....		531210-602	12/09	130.155	130.433	130.440	130.288	130.479
Real estate property managers.....	53131		12/03	128.398	128.389	130.378	130.857	131.113
Residential property managers.....	531311		12/03	139.929	139.676	140.853	141.005	140.264
Primary services.....		531311-P	12/03	141.990	141.732	142.927	143.082	142.329
Residential property management services.....		531311-1	12/95	148.320	148.051	149.299	149.461	148.674
Nonresidential property managers.....	531312		12/03	109.657	109.973	112.981	113.876	115.444
Primary services.....		531312-P	12/03	109.657	109.973	112.981	113.876	115.444
Nonresidential property management services.....		531312-1	12/95	121.753	122.104	125.443	126.437	128.178
Offices of real estate appraisers.....	531320		12/03	113.286	112.903	112.903	112.884	112.564
Primary services.....		531320-P	12/03	115.054	114.665	114.665	114.646	114.321
Real estate appraisal services.....		531320-1	12/95	122.974	122.558	122.558	122.538	122.190
Automotive equipment rental and leasing.....	5321		06/01	150.477	154.746	158.634	157.486	151.559
Passenger car rental and leasing.....	53211		12/03	135.517	140.025	145.694	144.697	136.401
Passenger car rental.....	532111		12/91	198.908	205.525	213.845	212.383	200.206
Primary services.....		532111-P	12/91	197.890	204.473	212.751	211.296	199.181
Standard passenger car rental.....		532111-2	12/91	185.527	193.725	204.371	202.355	187.102
Passenger car rental for business travel.....		532111-211	12/98	99.731	103.306	99.502	100.096	96.101
Passenger car rental for leisure travel.....		532111-221	12/98	182.407	191.039	208.061	204.925	187.036
Replacement passenger car rental.....		532111-3	12/91	271.196	271.669	270.839	271.597	271.428
Truck, utility trailer and RV rental and leasing.....	53212		12/03	139.741	142.380	141.664	140.524	140.923
Truck, utility trailer, and RV rental and leasing.....	532120		06/91	160.405	163.431	162.612	161.303	161.760
Primary services.....		532120-P	06/91	156.636	160.226	158.919	157.883	158.397
Rental of trucks, truck trailers, RVs.....		532120-1	06/91	163.258	169.620	166.891	165.548	166.915
Leasing of trucks, truck trailers, and RVs.....		532120-4	06/91	144.545	146.397	145.953	145.144	145.155
Other receipts.....		532120-SM	06/91	179.601	177.178	180.902	177.217	177.104
Other heavy machinery rental and leasing.....	532412		12/03	138.637	138.388	138.567	138.460	138.114
Primary services.....		532412-P	12/03	121.117	120.852	121.042	120.910	120.577
Construction equipment rental and leasing.....		532412-1	12/03	131.338	130.932	131.223	131.021	130.511
Oilfield and well drilling equipment rental and leasing.....		532412-2	12/03	99.554	99.554	99.554	99.554	99.554
Other receipts.....		532412-SM	12/03	211.915	211.915	211.915	212.062	211.777
Legal services.....	5411		12/96	270.408	270.421	271.917	271.576	271.549
Offices of lawyers.....	54111		12/96	270.408	270.421	271.917	271.576	271.549
Offices of lawyers.....	541110		12/96	270.408	270.421	271.917	271.576	271.549
Primary services.....		541110-P	12/96	269.579	269.593	271.084	270.744	270.717
Labor and employment legal services.....		541110-A	12/14	126.054	125.155	127.058	128.188	128.209
Other legal services.....		541110-C	12/14	121.054	121.054	121.054	121.054	121.054
Real estate legal services.....		541110-2	12/96	263.769	260.048	260.656	261.435	261.435
Civil negligence legal services.....		541110-3	12/96	207.499	207.310	207.121	207.532	207.718
Defendant representation.....		541110-301	12/96	262.462	261.454	261.042	261.397	261.160
Plaintiff representation.....		541110-302	12/96	144.702	145.153	145.153	145.564	146.053
Wills, estate planning, and probate.....		541110-6	12/96	245.708	245.708	245.708	245.708	245.708
Business and commercial legal services.....		541110-9	12/14	154.401	155.063	156.577	155.797	155.719
Tax legal services.....		541110-901	12/14	177.137	177.217	177.044	177.044	177.044
Intellectual property legal services.....		541110-902	12/14	147.333	148.783	152.818	149.795	149.795
Bankruptcy and other business and commercial legal services.....		541110-903	12/14	154.459	154.982	156.042	155.705	155.607
Offices of certified public accountants.....	541211		12/03	139.693	138.940	141.392	142.180	142.523
Primary services.....		541211-P	12/03	142.413	142.472	145.375	146.248	146.625
Other accounting services.....		541211-A	12/08	112.630	114.226	115.000	115.655	116.450
Financial auditing.....		541211-4	06/95	175.827	174.971	182.269	183.834	184.032
Tax preparation and planning.....		541211-5	06/95	186.845	186.997	187.524	188.147	188.660
Bookkeeping and compilation.....		541211-9	12/08	139.198	139.469	140.850	141.439	141.739
Other accounting services.....	541219		12/03	150.184	150.102	151.074	151.074	151.074

See footnotes at end of table.

Table 11. Producer price indexes for net output of selected industries and their products, not seasonally adjusted — Continued
 [September 2023]

Title ¹	Industry code	Product code	Index base	Unadjusted index ²				
				May 2023	June 2023 ^p	July 2023 ^p	Aug. 2023 ^p	Sept. 2023 ^p
Other accounting services - Continued								
Primary services.....		541219-P	12/03	150.337	150.255	151.228	151.228	151.228
Other accounting services (non-CPA firms).....		541219-1	12/03	150.337	150.255	151.228	151.228	151.228
Architectural, engineering and related services.....	5413		12/96	188.757	188.960	189.181	189.137	189.137
Architectural services.....	54131		12/03	125.661	125.682	125.945	125.846	125.846
Architectural services.....	541310		12/96	151.736	151.761	152.079	151.959	151.959
Primary services.....		541310-P	12/96	155.093	155.122	155.484	155.347	155.347
Residential building projects.....		541310-1	12/96	175.741	175.741	175.741	175.741	175.741
Nonresidential building projects.....		541310-7	12/10	112.974	113.002	113.188	113.053	113.053
Commercial and industrial building projects.....		541310-71	09/19	104.054	104.104	104.153	104.203	104.203
Institutional building projects.....		541310-72	09/19	107.583	107.596	107.892	107.612	107.612
Other architectural services, incl. historic restoration & architectural consulting services.....		541310-8	12/10	142.963	142.963	146.292	146.292	146.292
Engineering services.....	54133		12/03	155.340	155.529	155.688	155.666	155.666
Engineering services.....	541330		12/96	196.106	196.344	196.545	196.517	196.517
Primary services.....		541330-P	12/96	198.008	198.169	198.389	198.380	198.380
Building related engineering projects.....		541330-1	12/96	176.019	176.077	176.407	176.403	176.403
Residential building engineering projects.....		541330-101	12/09	108.526	108.526	108.526	108.526	108.526
Commercial, public, and institutional building engineering projects.....		541330-102	12/09	133.536	133.680	133.683	133.674	133.674
Industrial and manufacturing plant and process engineering projects.....		541330-103	12/09	123.646	123.646	124.041	124.041	124.041
Non-building related engineering projects.....		541330-2	12/96	211.694	211.930	212.064	212.051	212.051
Transportation engineering projects.....		541330-201	12/09	134.700	135.243	135.284	135.252	135.252
Highway and roadway engineering projects.....		541330-20101	12/09	129.699	130.210	130.163	130.133	130.133
Other transportation engineering projects, including mass transit engineering projects.....		541330-20102	12/09	141.883	142.472	142.666	142.631	142.631
Municipal utility and power generation and distribution engineering projects.....		541330-202	12/09	143.814	143.814	144.158	144.158	144.158
All other non-building related engineering projects.....		541330-203	12/09	154.004	154.004	154.013	154.013	154.013
Other receipts.....		541330-SM	12/96	179.038	179.997	180.010	179.815	179.815
Management and technical consulting services.....	5416		06/06	128.929	132.020	131.071	131.198	131.183
Management consulting services.....	54161		06/06	128.929	132.021	131.071	131.198	131.183
Management consulting services.....	541610		06/06	129.031	132.623	131.300	131.454	131.478
Primary services.....		541610-P	06/06	129.245	133.281	131.628	131.806	131.864
Administrative and general management consulting services.....		541610-1	06/06	147.517	155.041	151.670	151.693	151.738
Marketing consulting services.....		541610-3	06/06	67.419	67.427	67.427	67.427	67.427
Process, physical distribution and logistics consulting services.....		541610-4	06/06	117.144	116.702	118.108	119.907	120.181
Human resources consulting services.....		541610-5	06/06	115.614	116.496	116.686	116.704	116.818
Advertising agencies.....	54181		12/03	124.309	124.219	124.219	124.210	124.310
Advertising agencies.....	541810		06/95	150.690	150.581	150.581	150.571	150.692
Primary services.....		541810-P	06/95	153.717	153.598	153.598	153.586	153.719
Advertising agency services.....		541810-4	09/21	109.687	109.602	109.602	109.593	109.688
Advertising creative services billed separately.....		541810-401	06/95	142.515	142.072	142.072	142.072	142.569
Advertising placement services, including bundled placement and creative services.....		541810-402	06/95	164.006	164.005	164.005	163.986	163.985
Other advertising services billed separately.....		541810-403	12/08	102.598	102.598	102.598	102.598	102.598
Employment services.....	5613		12/96	160.528	160.178	160.406	160.153	159.529
Employee leasing services.....	56133		12/03	130.804	130.804	130.804	130.804	130.804
Professional employer organizations.....	561330		12/03	130.804	130.804	130.804	130.804	130.804
Primary services.....		561330-P	06/94	169.183	169.183	169.183	169.183	169.183
Co-employment staffing.....		561330-1	06/94	169.183	169.183	169.183	169.183	169.183
Staffing services (except PEOs).....	56138		12/10	136.935	136.411	136.752	136.374	135.439
Staffing services (except PEOs).....	561380		12/10	136.924	136.400	136.741	136.363	135.428
Primary services.....		561380-P	12/10	137.743	137.209	137.557	137.172	136.222
Temporary help services.....		561380-1	06/94	180.690	179.934	180.115	179.658	178.406
Temporary help services, office and clerical.....		561380-101	06/94	188.732	189.089	189.286	190.284	190.615
Temporary help services, light and heavy industrial.....		561380-102	06/94	184.110	184.160	184.618	184.617	184.540
Temporary help services, technical and professional.....		561380-103	06/94	101.969	101.189	101.343	100.959	101.099
Temporary help services, medical.....		561380-104	06/94	212.376	208.324	206.611	202.600	187.379
Temporary help services, other.....		561380-105	06/94	183.253	183.618	184.485	184.950	186.771
Employment placement services.....		561380-2	12/03	142.095	141.366	144.541	142.800	142.422
Executive search services.....		561380-3	12/06	103.779	104.907	105.268	106.664	104.869
Travel agencies.....	56151		12/03	103.738	104.081	104.672	106.474	106.890
Travel agencies.....	561510		12/89	116.226	116.610	117.274	119.295	119.759
Primary services.....		561510-P	12/89	114.751	115.320	116.304	119.299	118.890

See footnotes at end of table.

Table 11. Producer price indexes for net output of selected industries and their products, not seasonally adjusted — Continued
 [September 2023]

Title ¹	Industry code	Product code	Index base	Unadjusted index ²				
				May 2023	June 2023 ^p	July 2023 ^p	Aug. 2023 ^p	Sept. 2023 ^p
Travel agencies - Continued								
Flight bookings.....		561510-1	12/89	92.120	91.454	93.123	93.688	93.516
Domestic flight bookings.....		561510-111	12/89	83.511	83.394	84.330	84.330	84.685
International flight bookings.....		561510-112	12/89	72.587	71.760	73.434	74.197	73.745
Other travel agency services, except flight bookings.....		561510-2	12/89	167.208	169.332	169.751	176.238	175.462
Hotel and car rental bookings.....		561510-211	12/89	179.681	177.819	175.907	176.562	176.275
Hotel bookings.....		561510-2111	12/11	106.407	105.308	104.163	104.552	104.381
Car rental bookings.....		561510-2112	12/11	106.106	104.379	105.895	105.949	106.079
Cruise and tour bookings.....		561510-222	06/02	104.513	109.723	111.445	112.323	111.592
Cruise bookings.....		561510-2221	12/11	105.027	111.748	114.816	116.816	116.983
Packaged tour bookings.....		561510-2222	12/11	95.806	94.987	91.532	88.124	84.060
All other travel agency services.....		561510-233	06/02	126.121	126.121	126.121	135.796	135.211
Security guards and patrol services.....	561612		12/04	157.195	157.291	157.562	161.668	161.474
Primary services.....		561612-P	12/04	157.005	157.100	157.372	161.472	161.278
Security guard services.....		561612-1	12/04	157.005	157.100	157.372	161.472	161.278
Janitorial services.....	56172		12/03	137.652	137.661	137.582	137.578	137.564
Janitorial services.....	561720		12/94	162.833	162.844	162.750	162.745	162.729
Primary services.....		561720-P	12/94	163.918	163.929	163.831	163.826	163.809
Janitorial cleaning services.....		561720-5	12/94	163.918	163.929	163.831	163.826	163.809
Nonresidential cleaning services.....		561720-51	06/03	136.060	136.070	135.981	135.976	135.961
Residential cleaning services.....		561720-52	06/03	166.937	166.937	166.937	166.937	166.937
Waste collection.....	5621		12/03	182.836	182.290	182.329	183.006	184.494
Waste collection.....	56211		12/03	182.836	182.291	182.330	183.007	184.495
Solid waste collection.....	562111		12/03	182.853	182.308	182.349	183.025	184.513
Primary services.....		562111-P	06/93	253.019	252.125	251.906	252.977	255.128
Solid waste collection services.....		562111-2	06/93	253.019	252.125	251.906	252.977	255.128
Offices of physicians.....	6211		12/96	143.858	143.902	144.011	144.021	144.039
Offices of physicians.....	62111		12/96	143.858	143.902	144.011	144.021	144.039
Offices of physicians, except mental health.....	621111		12/93	155.032	155.079	155.196	155.208	155.226
Primary services.....		621111-P	12/93	155.695	155.744	155.865	155.877	155.896
One and two physician practices and single specialty group practices.....		621111-4	12/93	149.142	149.142	149.294	149.293	149.293
General/family practice.....		621111-411	12/93	165.525	165.525	165.694	165.694	165.694
Internal medicine.....		621111-412	12/99	131.610	131.610	132.131	132.131	132.131
General surgery and other surgical specialties.....		621111-413	12/99	116.928	116.928	116.920	116.920	116.920
Pediatrics.....		621111-414	12/93	248.738	248.738	248.663	248.663	248.663
Obstetrics/gynecology.....		621111-415	12/93	149.239	149.239	149.239	149.230	149.230
Other specialty.....		621111-419	12/99	128.312	128.312	128.312	128.312	128.312
Multispecialty group practice.....		621111-5	12/93	183.249	183.428	183.475	183.521	183.591
Offices of dentists.....	6212		06/10	130.872	130.876	130.876	131.852	131.852
Offices of dentists.....	62121		06/10	130.872	130.876	130.876	131.852	131.852
Offices of dentists.....	621210		06/10	130.874	130.879	130.879	131.855	131.855
Primary services.....		621210-P	06/10	131.061	131.066	131.066	132.051	132.051
Dental visits and consultations.....		621210-1	06/10	142.024	142.032	142.032	143.953	143.953
Private insurance patients: dental visits and consultations.....		621210-11	06/14	131.135	131.135	131.135	132.705	132.705
Medicare, Medicaid and all other patients: dental visits and consultations.....		621210-12	06/14	128.685	128.702	128.702	130.733	130.733
Dental surgical intervention services.....		621210-2	06/10	117.588	117.588	117.588	117.588	117.588
Private insurance patients: dental surgical intervention services.....		621210-21	06/14	114.204	114.204	114.204	114.204	114.204
Medicare, Medicaid and all other patients: dental surgical intervention services.....		621210-22	06/14	112.477	112.477	112.477	112.477	112.477
Dental non-surgical intervention services.....		621210-3	06/10	128.296	128.299	128.299	128.978	128.978
Private insurance patients: dental non-surgical intervention services.....		621210-31	06/14	113.276	113.276	113.276	113.741	113.741
Medicare, Medicaid and all other patients: dental non-surgical intervention services.....		621210-32	06/14	128.790	128.798	128.798	129.665	129.665
Medical and diagnostic laboratories.....	6215		12/03	103.766	103.740	103.720	103.820	103.807
Medical and diagnostic laboratories.....	62151		12/03	103.766	103.740	103.720	103.820	103.807
Medical laboratories.....	621511		12/03	100.885	100.847	100.817	100.966	100.946
Primary services.....		621511-P	06/94	120.019	119.974	119.938	120.116	120.092
Medical laboratory services.....		621511-2	06/94	120.019	119.974	119.938	120.116	120.092
Medicare patients.....		621511-23	06/14	79.423	79.423	79.423	79.423	79.423
Medicaid patients.....		621511-24	06/14	95.625	95.625	95.625	95.625	95.625
Private insurance patients.....		621511-25	06/14	98.188	98.123	98.070	98.328	98.293
All other patients.....		621511-26	06/14	103.207	103.207	103.207	103.207	103.207
Diagnostic imaging centers.....	621512		12/03	107.728	107.728	107.728	107.728	107.728
Primary services.....		621512-P	06/94	113.038	113.038	113.038	113.038	113.038

See footnotes at end of table.

Table 11. Producer price indexes for net output of selected industries and their products, not seasonally adjusted — Continued
 [September 2023]

Title ¹	Industry code	Product code	Index base	Unadjusted index ²				
				May 2023	June 2023 ^p	July 2023 ^p	Aug. 2023 ^p	Sept. 2023 ^p
Diagnostic imaging centers - Continued								
Diagnostic imaging services.....		621512-4	06/94	113.038	113.038	113.038	113.038	113.038
Medicare and Medicaid patients.....		621512-41	06/14	91.903	91.903	91.903	91.903	91.903
Private insurance and all other patients.....		621512-42	06/14	104.575	104.575	104.575	104.575	104.575
Home health care services.....	6216		12/96	160.715	160.917	161.158	162.265	163.218
Home health care services.....	62161		12/96	160.715	160.917	161.158	162.265	163.218
Home health care services.....	621610		12/96	160.783	160.985	161.227	162.336	163.292
Primary services.....		621610-P	12/96	154.909	155.117	155.366	156.508	157.493
Medicare and Medicaid patients.....		621610-3	12/03	130.530	130.530	130.826	131.598	132.553
Medicare patients.....		621610-31	12/96	138.359	138.359	138.359	138.359	138.359
Medicaid patients.....		621610-32	12/03	143.338	143.338	143.910	145.398	147.239
Private insurance and all other patients.....		621610-4	12/03	153.280	153.986	153.984	155.655	156.275
Private insurance patients.....		621610-41	06/14	109.336	109.336	109.336	109.336	113.626
All other patients.....		621610-42	06/14	153.186	153.972	153.970	155.832	155.832
Other receipts.....		621610-SM	12/96	294.995	294.995	294.995	294.995	294.947
All other ambulatory health care services.....	62199		06/06	131.933	131.905	132.657	132.762	131.853
Blood and organ banks.....	621991		06/06	131.928	131.899	132.652	132.756	131.848
Primary services.....		621991-P	06/06	130.477	130.448	131.196	131.223	130.307
Human blood services.....		621991-1	06/06	117.175	117.244	118.155	118.303	117.094
Human red blood and whole blood services.....		621991-12	06/06	113.980	114.184	114.804	115.256	115.469
Human blood plasma services.....		621991-13	06/06	116.791	116.737	118.006	117.899	115.086
Human blood platelet and other blood services.....		621991-14	06/06	132.538	132.682	133.172	133.418	133.953
Human organ, bone, tissue, and other bank services.....		621991-2	06/06	186.015	185.642	185.876	185.484	185.524
Other receipts.....		621991-SM	06/06	149.724	149.736	150.380	154.338	154.186
Hospitals.....	622		12/92	228.586	228.535	229.538	229.492	229.865
General medical and surgical hospitals.....	6221		12/03	166.287	166.208	166.933	166.962	167.270
General medical and surgical hospitals.....	62211		12/03	166.260	166.181	166.906	166.934	167.242
General medical and surgical hospitals.....	622110		12/92	229.501	229.392	230.393	230.432	230.857
Primary services.....		622110-P	12/92	237.082	236.963	238.056	238.099	238.538
Certain infectious and parasitic diseases.....		622110-201	06/08	132.215	132.252	132.362	132.362	132.362
Neoplasms.....		622110-202	12/17	129.860	127.467	127.467	126.789	128.528
Diseases of the blood & blood-forming organs & certain disorders involving the immune mechanism.....		622110-203	12/17	128.300	128.300	128.310	128.310	128.310
Endocrine, nutritional and metabolic diseases.....		622110-204	12/17	109.002	108.411	105.678	107.223	107.223
Mental and behavioural disorders.....		622110-205	12/17	134.148	134.942	136.072	135.236	135.236
Diseases of the nervous system.....		622110-206	12/17	111.152	111.173	111.416	111.819	111.819
Diseases of the circulatory system.....		622110-209	06/08	133.914	134.036	134.595	134.688	134.688
Diseases of the respiratory system.....		622110-210	12/17	112.083	111.985	117.866	117.977	117.977
Diseases of the digestive system.....		622110-211	06/08	150.687	150.493	151.273	151.339	151.880
Diseases of the skin and subcutaneous tissue.....		622110-212	06/08	118.432	118.918	118.884	118.848	118.848
Diseases of the musculoskeletal system and connective tissue.....		622110-213	06/08	150.086	150.778	151.439	151.391	151.393
Diseases of the genitourinary system.....		622110-214	12/17	109.873	109.819	109.819	110.235	110.235
Pregnancy, childbirth and the puerperium.....		622110-215	06/08	172.967	175.044	177.063	176.355	177.040
Certain conditions originating in the perinatal period.....		622110-216	06/08	145.357	148.421	152.524	152.340	152.340
Symptoms, signs and abnormal clinical and laboratory findings, not elsewhere classified.....		622110-218	12/17	120.292	120.723	120.525	120.434	120.434
Injury, poisoning and certain other consequences of external causes.....		622110-219	12/17	112.059	112.059	112.014	112.014	112.990
Factors influencing health status and contact with health services.....		622110-221	12/17	118.199	117.293	116.754	116.847	116.847
Other diseases.....		622110-223	12/17	114.160	114.614	115.970	115.531	115.531
Psychiatric and substance abuse hospitals.....	6222		12/03	172.193	172.193	172.938	172.703	172.703
Psychiatric and substance abuse hospitals.....	62221		12/03	172.193	172.193	172.938	172.703	172.703
Psychiatric and substance abuse hospitals.....	622210		12/92	202.855	202.855	203.732	203.455	203.455
Primary services.....		622210-P	12/92	202.845	202.845	203.722	203.445	203.445
Psychiatric hospitals.....		622210-3	12/92	209.781	209.781	210.949	210.580	210.580
Medicare patients: psychiatric hospitals.....		622210-31	06/14	121.973	121.973	122.416	122.416	122.416
Medicaid patients: psychiatric hospitals.....		622210-32	06/14	160.678	160.678	162.228	161.645	161.645
Private insurance and all other patients: psychiatric hospitals.....		622210-33	06/14	130.758	130.758	131.301	131.141	131.141
Other specialty hospitals.....	6223		12/03	163.693	164.658	165.489	164.073	163.604
Other specialty hospitals.....	62231		12/03	163.693	164.658	165.489	164.073	163.604
Other specialty hospitals.....	622310		12/92	245.381	246.829	248.076	245.951	245.249
Primary services.....		622310-P	12/92	281.003	282.854	284.447	281.731	281.061
Specialty, except psychiatric and substance abuse, hospitals.....		622310-6	12/92	281.003	282.854	284.447	281.731	281.061
Medicare patients.....		622310-61	06/14	116.765	116.774	116.077	116.064	116.268
Medicaid patients.....		622310-62	06/14	108.909	109.034	110.048	107.688	102.934

See footnotes at end of table.

Table 11. Producer price indexes for net output of selected industries and their products, not seasonally adjusted — Continued
 [September 2023]

Title ¹	Industry code	Product code	Index base	Unadjusted index ²				
				May 2023	June 2023 ^P	July 2023 ^P	Aug. 2023 ^P	Sept. 2023 ^P
Other specialty hospitals - Continued								
Private insurance and all other patients.....		622310-63	06/14	106.301	107.568	108.928	107.454	107.706
Nursing care facilities.....	6231		12/03	174.799	174.673	177.533	178.165	177.507
Nursing care facilities.....	62311		12/03	174.799	174.672	177.533	178.165	177.507
Nursing care facilities.....	623110		12/94	265.193	265.001	269.341	270.299	269.301
Primary services.....		623110-P	12/94	266.664	266.461	271.050	272.064	271.059
Medicare and Medicaid patients.....		623110-1	12/94	253.828	253.584	259.024	260.181	258.382
Medicaid patients.....		623110-101	06/12	144.395	144.170	149.194	150.263	148.601
Medicare patients.....		623110-102	06/12	119.263	119.263	119.263	119.263	119.263
Private insurance and all other patients.....		623110-3	12/94	287.824	287.676	291.123	291.947	292.047
Private insurance patients.....		623110-301	06/14	106.407	106.407	107.330	107.330	107.330
All other patients.....		623110-302	06/14	135.134	135.051	136.761	137.227	137.284
Residential developmental disability homes.....	62321		12/03	223.429	223.325	228.539	228.544	228.803
Residential developmental disability homes.....	623210		12/03	223.420	223.317	228.530	228.535	228.795
Primary services.....		623210-P	12/03	222.406	222.287	228.297	228.303	228.602
Residential intellectual and developmental disability services.....		623210-1	12/03	222.406	222.287	228.297	228.303	228.602
Medicaid patients.....		623210-11	06/14	144.112	144.016	147.293	147.298	147.541
Non-Medicaid patients.....		623210-12	06/14	150.622	150.622	157.234	157.234	157.234
Amusement and theme parks.....	7131		06/06	211.417	210.550	212.514	203.053	203.317
Amusement and theme parks.....	71311		06/06	211.089	210.223	212.184	202.737	203.001
Amusement and theme parks.....	713110		06/06	211.077	210.211	212.172	202.723	202.987
Primary services.....		713110-P	06/06	206.717	205.897	207.875	197.971	198.144
Amusement and theme park admissions.....		713110-1	06/06	222.773	220.946	224.010	208.871	209.350
Amusement and theme park food and beverage sales.....		713110-2	06/06	207.754	209.172	208.599	208.599	208.599
Amusement and theme park merchandise sales, games, and other services.....		713110-3	06/06	130.666	130.770	132.785	132.063	129.898
Other receipts.....		713110-SM	06/06	265.601	263.949	265.300	266.265	268.284
Golf courses and country clubs.....	71391		12/05	157.095	157.363	157.720	157.668	157.626
Golf courses and country clubs.....	713910		12/05	157.096	157.364	157.721	157.669	157.627
Primary services.....		713910-P	12/05	157.075	157.341	157.717	157.663	157.618
Membership dues and fees.....		713910-1	12/05	171.252	172.168	172.872	172.872	172.782
Greens and guest fees.....		713910-2	12/05	122.727	121.991	122.093	121.881	121.881
Food and beverage sales.....		713910-3	12/05	175.709	175.709	175.709	175.709	175.709
Equipment rentals and all other golf services.....		713910-4	12/05	137.150	137.150	137.150	137.150	137.150
Fitness and recreational sports centers.....	71394		12/04	116.803	116.700	116.970	117.049	117.061
Fitness and recreational sports centers.....	713940		12/04	116.805	116.703	116.972	117.051	117.063
Primary services.....		713940-P	12/04	112.478	112.366	112.660	112.660	112.673
Fitness and recreational facility memberships.....		713940-1	12/04	101.821	101.773	101.811	101.811	101.828
Recreational facility admissions, classes, and other fitness center services.....		713940-2	12/04	148.646	148.317	149.479	149.479	149.479
Other receipts.....		713940-SM	12/04	133.909	133.909	133.909	134.673	134.673
Accommodation.....	721		12/96	192.074	201.635	202.775	196.273	194.128
Accommodation.....	7211		12/96	192.074	201.635	202.775	196.274	194.128
Hotels (exc casino hotels) and motels.....	72111		12/03	170.231	181.288	183.191	175.114	171.222
Hotels and motels, except casino hotels.....	721110		12/03	170.247	181.306	183.209	175.128	171.233
Primary services.....		721110-P	12/03	172.819	184.071	186.037	177.677	173.610
Guestroom rental.....		721110-1	12/03	177.061	191.354	193.804	182.895	177.668
Limited service hotels and motels guestroom rental.....		721110-101	06/93	206.298	208.981	215.322	212.692	200.937
Full service hotels and motels guestroom rental.....		721110-102	06/93	274.534	304.811	297.738	282.560	279.262
Luxury and resort hotels guestroom rental.....		721110-103	06/93	252.010	272.688	286.946	261.865	252.698
Hotel and motel food and beverage and related services.....		721110-2	12/03	154.316	154.115	154.829	155.566	155.541
Hotel and motel food and nonalcoholic beverage and related services.....		721110-201	12/03	150.783	150.411	151.285	152.115	151.580
Hotel and motel alcoholic beverage and related services.....		721110-202	12/03	172.871	173.517	173.439	173.724	176.224
Other hotel and motel services.....		721110-5	12/10	156.459	158.051	156.865	157.938	158.476
Other receipts.....		721110-SM1	12/10	164.882	173.409	172.432	177.770	183.473
Casino hotels.....	72112		12/03	130.640	131.222	129.950	130.836	133.942
Casino hotels.....	721120		12/03	130.620	131.202	129.930	130.816	133.921
Primary services.....		721120-P	12/03	132.142	132.718	131.414	132.292	135.438
Casino hotel guestroom rental.....		721120-1	06/01	147.087	150.155	146.880	155.718	171.843
Casino hotel food and beverage and related services.....		721120-2	12/03	214.038	214.564	215.174	215.188	215.188
Casino hotel food and nonalcoholic beverage and related services.....		721120-201	12/03	191.601	192.261	193.090	193.114	193.114
Casino hotel alcoholic beverage and related services.....		721120-202	12/03	278.397	278.505	278.443	278.425	278.425
Casino gaming receipts.....		721120-5	06/01	113.984	114.001	112.854	112.023	112.669
Other casino hotel services.....		721120-6	06/11	105.876	105.876	105.876	105.876	105.876

See footnotes at end of table.

Table 11. Producer price indexes for net output of selected industries and their products, not seasonally adjusted — Continued
 [September 2023]

Title ¹	Industry code	Product code	Index base	Unadjusted index ²				
				May 2023	June 2023 ^p	July 2023 ^p	Aug. 2023 ^p	Sept. 2023 ^p
Casino hotels - Continued								
Other receipts.....		721120-SM1	06/11	130.756	132.491	132.974	135.647	138.263
Commercial machinery repair and maintenance.....	8113		06/06	185.980	185.983	188.130	188.132	193.258
Commercial machinery repair and maintenance.....	81131		06/06	186.002	186.004	188.152	188.154	193.280
Commercial machinery repair and maintenance.....	811310		06/06	185.933	185.936	188.082	188.084	193.209
Primary services.....		811310-P	06/06	168.410	168.410	170.372	170.372	175.126
Maintenance and repair services for agricultural, construction, and mining machinery.....		811310-5	12/13	168.580	168.580	168.580	168.580	170.403
Maintenance and repair services for commercial and service industry machinery.....		811310-6	12/13	137.338	137.338	143.959	143.959	154.200
Maintenance and repair services for industrial machinery.....		811310-7	12/13	122.530	122.530	122.530	122.530	124.915
Maintenance and repair services for general purpose machinery.....		811310-8	12/13	139.151	139.151	139.151	139.151	139.151
Special indexes								
New nonresidential building construction by contractor type/region.....	236400		02/14	162.368	162.434	160.456	160.728	160.809
General contractors.....		236400-1	02/14	158.620	158.745	157.414	157.567	157.705
General contractors, Northeast.....		236400-11	02/14	147.717	147.729	146.527	146.506	146.613
General contractors, South.....		236400-12	02/14	162.052	162.441	162.067	162.067	162.594
General contractors, Midwest.....		236400-13	02/14	145.455	145.100	144.066	144.514	144.220
General contractors, West.....		236400-14	02/14	172.651	172.899	169.923	170.145	170.145
Plumbing, heating, and air conditioning contractors.....		236400-221	02/14	149.091	149.375	150.116	151.167	151.263
Plumbing, heating, and air conditioning contractors, Northeast.....		236400-2211	02/14	174.780	174.780	175.216	175.216	175.228
Plumbing, heating, and air conditioning contractors, South.....		236400-2212	02/14	143.536	143.536	145.573	148.392	148.414
Plumbing, heating, and air conditioning contractors, Midwest.....		236400-2213	02/14	139.680	139.709	139.666	138.162	138.117
Plumbing, heating, and air conditioning contractors, West.....		236400-2214	02/14	143.550	144.689	144.568	146.285	146.680
Electrical contractors.....		236400-222	02/14	181.940	181.599	178.265	178.168	178.374
Electrical contractors, Northeast.....		236400-2221	02/14	186.477	186.811	182.295	182.617	182.621
Electrical contractors, South.....		236400-2222	02/14	181.215	179.836	177.495	177.495	177.495
Electrical contractors, Midwest.....		236400-2223	02/14	170.627	170.673	165.781	165.432	166.242
Electrical contractors, West.....		236400-2224	02/14	189.114	189.403	186.906	186.578	186.700
Roofing contractors.....		236400-223	02/14	180.617	180.713	179.244	179.155	177.023
Roofing contractors, Northeast.....		236400-2231	02/14	156.501	156.524	154.475	154.411	152.800
Roofing contractors, South.....		236400-2232	02/14	203.250	203.059	205.724	205.724	197.687
Roofing contractors, Midwest.....		236400-2233	02/14	177.014	177.014	174.177	174.177	175.279
Roofing contractors, West.....		236400-2234	02/14	164.077	164.566	160.849	160.586	160.785
Poured concrete foundation and structure contractors.....		236400-224	02/14	167.316	167.636	162.762	162.663	162.592
Poured concrete foundation and structure contractors, Northeast.....		236400-2241	02/14	153.128	153.128	150.187	150.173	150.146
Poured concrete foundation and structure contractors, South.....		236400-2242	02/14	182.477	182.533	175.038	174.949	175.082
Poured concrete foundation and structure contractors, Midwest.....		236400-2243	02/14	156.557	157.215	155.250	155.385	154.906
Poured concrete foundation and structure contractors, West.....		236400-2244	02/14	163.934	164.421	159.584	159.241	159.241
New nonresidential building construction by region.....	236500		02/14	162.822	162.878	160.821	161.037	161.131
New nonresidential building construction, Northeast.....		236500-1	02/14	168.668	168.702	166.816	166.863	166.920
New nonresidential building construction, South.....		236500-2	02/14	160.575	160.490	159.008	159.331	159.523
New nonresidential building construction, Midwest.....		236500-3	02/14	153.531	153.364	151.695	151.672	151.555
New nonresidential building construction, West.....		236500-4	02/14	169.409	169.810	166.656	166.996	167.132
Nonresidential building maintenance & repair.....	2381MR		04/09	146.914	147.070	147.223	147.305	147.311
General medical and surgical hospitals by patient type.....	62211A							
Medicare patients.....		62211A-2	12/92	191.745	191.247	191.482	191.489	191.489
Medicaid patients.....		62211A-4	12/92	149.891	149.891	152.087	151.590	151.590
Private insurance and all other patients.....		62211A-6	12/92	304.188	304.468	305.964	306.298	307.514
Private insurance patients.....		62211A-61	06/14	132.150	132.294	132.947	133.085	133.309
All other patients.....		62211A-62	06/14	135.167	135.125	135.766	135.967	138.772
Premiums for property and casualty insurance ³	924126		06/98	164.912	167.953	168.137	168.301	168.610
Primary services.....		924126-P	06/98	165.071	168.115	168.299	168.464	168.772
Premiums for private passenger auto insurance.....		924126-1	06/98	199.536	206.577	206.750	206.788	207.068
Premiums for homeowner's insurance.....		924126-2	06/98	224.947	227.236	227.742	228.103	228.975
Premiums for commercial auto insurance.....		924126-3	06/98	119.851	120.273	120.408	120.408	120.995
Premiums for non-auto liability insurance.....		924126-4	06/98	123.910	123.897	124.152	125.032	125.032
Premiums for medical malpractice insurance.....		924126-402	06/98	119.025	119.025	119.025	119.025	119.025
Premiums for product and other non-auto liability insurance.....		924126-403	06/98	124.549	124.533	124.834	125.869	125.869
Premiums for commercial multiple peril insurance.....		924126-5	06/98	141.276	141.284	141.114	141.153	142.391
Premiums for worker's compensation insurance.....		924126-6	06/98	97.639	97.696	97.675	97.675	97.176
Premiums for other property and casualty insurance.....		924126-7	12/03	119.900	119.900	120.154	120.154	120.154

¹ Industry and product class indexes may include products not shown separately.

² All indexes are subject to revision for 4 months after their originally scheduled publication to incorporate late reports and corrections by survey respondents.

³ The special index for 924126, in which prices reflect premiums only, contrasts with the index shown elsewhere in this table for NAICS 524126, where prices reflect premiums plus the amount of investment income earned on the invested portion of the premium.

^p Preliminary

"-" Data not available.

n.e.c. = Not elsewhere classified.

NOTE: Titles of some industries and products are not shown in this table because they fail to meet our publication criteria.

Table 12. Producer price index percentage changes for the net output of selected industries and their products, not seasonally adjusted
[September 2023]

Title ¹	Industry code	Product code	Unadjusted 12-month percent change ²	Unadjusted 1-month percent change ²				
			Sept. 2022 to Sept. 2023 ^P	Apr. to May	May to June ^P	June to July ^P	July to Aug. ^P	Aug. to Sept. ^P
Logging.....	1133		-3.7	0.0	0.0	-0.8	0.9	0.0
Logging.....	11331		-3.7	0.0	0.0	-0.8	0.9	0.0
Logging.....	113310		-3.7	0.0	0.0	-0.8	0.9	0.0
Primary products.....		113310-P	-3.7	0.0	0.0	-0.8	0.9	0.0
Secondary products and miscellaneous receipts.....		113310-SM						
Mining								
Total mining industries.....			-21.2	-5.8	-1.9	6.5	3.4	4.9
Oil and gas extraction.....	211		-32.5	-9.4	-3.4	12.3	6.1	8.2
Oil and gas extraction.....	2111		-32.5	-9.4	-3.4	12.3	6.1	8.2
Crude petroleum and natural gas extraction.....	211111		-31.2	-8.7	-3.3	11.0	6.1	8.7
Primary products.....		211111-P	-31.2	-8.7	-3.3	11.0	6.1	8.7
Crude petroleum.....		211111-1	2.5	-9.8	-4.2	8.5	8.3	10.1
Natural gas (from the wellhead).....		211111-3	-74.4	-1.6	1.4	24.3	-3.9	1.7
Natural gas liquids extraction.....	211112		-40.8	-15.0	-4.0	23.0	6.2	4.6
Primary products.....		211112-P	-40.8	-15.0	-4.0	23.0	6.2	4.6
Natural gas liquids.....		211112-1	-24.9	-17.5	-6.9	24.3	7.4	8.3
Isopentane and natural gasoline.....		211112-11	11.8	-9.4	-9.6	8.2	14.8	9.4
Propane.....		211112-12	-26.8	-22.8	-16.0	13.1	15.4	12.7
Butane.....		211112-13	-9.6	-24.0	-18.0	23.1	26.6	9.8
Plant condensate, ethane, gas mixtures, and other natural gas liquids.....		211112-14	-34.2	-16.7	0.2	33.7	-0.4	6.3
Residue gas shipped from natural gas liquids plants.....		211112-3	-71.3	-4.4	6.7	19.1	2.4	-8.6
Mining (except oil & gas).....	212		-0.4	-1.3	0.0	-0.7	-0.8	0.7
Coal mining.....	2121		-6.3	-2.7	0.8	1.4	1.8	0.9
Coal mining.....	21211		-6.3	-2.7	0.8	1.4	1.8	0.9
Coal mining.....	212110		-6.4	-2.7	0.8	1.4	1.8	0.9
Primary products.....		212110-P	-	-2.8	0.8	1.4	1.8	0.9
Coal, utility sold.....		212110-1	-	-3.3	1.4	1.4	2.4	0.8
Bituminous coal and lignite surface mining (utility sold).....		212110-11	4.8	-7.2	7.5	-5.1	6.7	0.9
Raw bituminous and lignite from surface mining operations (utility sold).....		212110-111	-12.9	0.0	-3.2	0.2	-1.3	-1.2
Processed bituminous coal and lignite surface operations (utility sold).....		212110-113	10.3	-9.1	10.6	-6.5	8.9	1.5
Bituminous coal underground mining (utility sold).....		212110-12	-11.4	-1.2	-1.7	5.0	0.2	0.8
Raw bituminous coal shipped from underground mining operations (utility sold).....		212110-121	-	4.7	6.3	-0.3	-0.6	1.0
Processed bituminous coal shipped from underground mines (utility sold).....		212110-123	-12.2	-1.9	-2.8	5.9	0.3	0.7
Coal exports.....		212110-4	-	0.0	0.4	0.6	-1.1	-1.9
Coal non-utility sold (including anthracite).....		212110-5	6.5	-1.1	-6.0	3.1	0.5	5.8
Secondary products and miscellaneous receipts.....		212110-SM						
Metal ore mining.....	2122		2.5	-1.6	-0.8	-2.8	-3.2	0.6
Iron ore mining.....	21221		-3.0	-6.4	0.3	-0.7	0.0	0.0
Iron ore mining.....	212210		-3.0	-6.4	0.3	-0.7	0.0	0.0
Primary products.....		212210-P	-3.0	-6.4	0.3	-0.7	0.0	0.0
Iron ore (including crude, concentrates, agglomerates and pellets).....		212210-0	-3.0	-6.4	0.3	-0.7	0.0	0.0
Copper, nickel, lead & zinc mining.....	21223		4.4	-4.1	4.8	-3.8	-6.8	1.4
Copper, nickel, lead and zinc mining.....	212230		4.4	-4.1	4.8	-3.8	-6.8	1.4
Primary products.....		212230-P	1.5	-4.2	6.1	-4.8	-7.4	1.6
Secondary products and miscellaneous receipts.....		212230-SM						
Other metal ore mining.....	21229		-	-2.9	-11.5	-10.3	-	-
Other metal ore mining.....	212290		-	-2.9	-11.5	-10.3	-	-
Primary products.....		212290-P	-	-2.9	-11.5	-10.3	-	-
Other metal ores, including uranium.....		212290-1	-	-2.9	-11.5	-10.3	-	-
Nonmetallic mineral mining & quarrying.....	2123		6.3	0.1	0.3	-0.1	-0.4	0.6
Stone mining & quarrying.....	21231		9.2	0.6	0.9	0.3	0.5	0.2
Dimension stone mining and quarrying.....	212311		22.7	4.9	0.0	6.2	0.0	0.0
Primary products.....		212311-P	23.7	5.1	0.0	6.4	0.0	0.0
Dimension stone.....		212311-0	23.7	5.1	0.0	6.4	0.0	0.0
Secondary products and miscellaneous receipts.....		212311-SM						
Crushed and broken limestone mining.....	212312		9.2	0.0	0.7	0.3	0.8	0.3

See footnotes at end of table.

Table 12. Producer price index percentage changes for the net output of selected industries and their products, not seasonally adjusted — Continued
 [September 2023]

Title ¹	Industry code	Product code	Unadjusted 12-month percent change ²	Unadjusted 1-month percent change ²				
				Sept. 2022 to Sept. 2023 ^P	Apr. to May	May to June ^P	June to July ^P	July to Aug. ^P
Crushed and broken limestone mining - Continued								
Primary products.....		212312-P	9.3	0.0	0.7	0.2	0.9	0.3
Crushed and broken limestone.....		212312-0	9.3	0.0	0.7	0.2	0.9	0.3
Secondary products and miscellaneous receipts.....		212312-SM						
Crushed and broken granite mining.....								
Primary products.....	212313	212313-P	13.4	-0.9	1.5	0.2	0.1	0.0
Crushed and broken granite.....		212313-0	13.4	-0.9	1.5	0.2	0.1	0.0
Secondary products and miscellaneous receipts.....		212313-SM						
Other crushed and broken stone mining.....								
Primary products.....	212319	212319-P	2.4	3.9	1.2	-0.5	0.0	0.0
Bituminous limestone and sandstone, and other crushed and broken stone.....		212319-0	2.6	4.1	1.3	-0.5	0.0	0.0
Secondary products and miscellaneous receipts.....		212319-SM						
Sand/gravel/clay/refractory minerals mining.....								
Primary products.....	212322		7.7	1.0	-0.3	0.1	0.8	0.1
Construction sand and gravel mining.....								
Primary products.....	212321	212321-P	7.3	1.2	-0.4	0.2	1.0	0.1
Construction sand and gravel (run of pit/bank, washed, screened, etc).....		212321-0	7.8	1.2	-0.3	0.2	1.0	0.1
Construction sand and gravel, Midwest.....		212321-02	8.4	1.6	-1.2	-0.3	0.9	0.0
Construction sand and gravel, West.....		212321-04	8.0	1.3	0.1	0.6	1.4	0.3
Secondary products and miscellaneous receipts.....		212321-SM						
Miscellaneous receipts.....		212321-M	6.3	0.0	0.0	0.0	0.0	0.0
Kaolin, clay, and ceramic and refractory minerals mining.....								
Primary products.....	212323	212323-P	-	0.1	-0.1	0.1	-0.1	0.0
Kaolin and ball clay.....		212323-1	13.6	0.0	0.0	0.0	0.0	0.0
Bentonite.....		212323-2	4.3	0.0	0.0	0.0	0.0	0.0
Secondary products and miscellaneous receipts.....		212323-SM						
Other nonmetallic mineral mining & quarrying.....								
Primary products.....	212390	212390-P	-4.0	-2.7	-0.2	-1.6	-5.6	3.1
Rock salt.....		212390-5	-	-2.7	-0.2	-1.6	-5.6	3.1
All other nonmetallic minerals, including gypsum.....		212390-9	5.5	-9.9	1.9	-1.3	1.6	0.0
Secondary and miscellaneous.....		212390-SM						
Mining support activities.....								
Primary services.....	213		1.7	-0.6	-0.1	0.1	0.4	-0.1
Secondary services.....	2131		1.7	-0.6	-0.1	0.1	0.4	-0.1
Drilling oil and gas wells.....								
Primary services.....	213111	213111-P	3.3	-0.9	-1.2	-0.6	4.7	0.0
Oil and gas well directional drilling control.....		213111-03	3.3	-0.9	-1.2	-0.6	4.7	0.0
Drilling oil and gas wells, including drilling in, spudding in or tailing in.....		213111-04	9.2	0.0	-0.5	-0.3	-0.2	0.0
Reworking oil and gas wells.....		213111-05	3.3	-1.0	-1.4	-0.7	5.7	0.0
Secondary services.....			-2.8	-0.3	0.0	0.0	0.0	0.0
Support activities for oil and gas operations.....								
Primary services.....	213112	213112-P	1.1	-0.5	0.3	0.4	-1.0	-0.2
Oil and gas field support services.....		213112-0	1.7	-0.4	0.3	0.4	-1.1	-0.1
Secondary products and miscellaneous receipts.....		213112-SM						
Support activities for coal mining.....								
Primary services.....	213113	213113-P	6.4	-0.1	0.5	0.0	1.4	0.1
Coal mining services.....		213113-0	6.4	-0.1	0.5	0.0	1.4	0.1
Support activities for metal and nonmetallic minerals mining.....								
Primary services.....	213118	213118-P	-	-	0.0	0.0	0.0	0.0
Support activities for metal and nonmetallic minerals mining.....		213118-1	-	-	0.0	0.0	0.0	0.0
Metal mining services.....		213118-11	-	0.0	-	-	-	-
Utilities.....								
Electric power generation, transmission, and distribution.....	221		-13.0	-2.2	5.6	5.1	15.5	-9.5
Electric power generation.....								
Primary products.....	2211		-12.1	-1.9	7.2	6.1	18.7	-11.2
Utilities.....	22111		-24.6	-11.5	10.8	20.5	66.4	-28.5
Non-utilities.....								
Primary products.....	221110	221110-P	-24.6	-11.5	10.8	20.5	66.4	-28.5
Utilities.....		221110-4	-24.4	-11.8	11.0	21.5	66.6	-28.8
Non-utilities.....		221110-5	-36.4	-10.7	3.0	16.7	3.6	-5.4
Secondary products and miscellaneous receipts.....		221110-SM	-11.6	-13.0	20.8	26.4	127.4	-39.1

See footnotes at end of table.

Table 12. Producer price index percentage changes for the net output of selected industries and their products, not seasonally adjusted — Continued
 [September 2023]

Title ¹	Industry code	Product code	Unadjusted 12-month percent change ²	Unadjusted 1-month percent change ²				
				Sept. 2022 to Sept. 2023 ^P	Apr. to May	May to June ^P	June to July ^P	July to Aug. ^P
Electric power transmission, control, and distribution.....	22112		-4.7	1.6	6.1	1.3	0.0	0.1
Electric bulk power transmission and control.....	221121		3.8	1.2	-0.2	0.0	0.0	1.6
Primary products.....		221121-P	3.8	1.2	-0.2	0.0	0.0	1.6
Electric bulk power transmission and control.....		221121-3	3.8	1.2	-0.2	0.0	0.0	1.6
Electric power distribution.....	221122		-5.1	1.6	6.3	1.4	0.0	0.0
Primary products.....		221122-P	4.5	1.3	6.5	0.5	0.2	0.0
Residential electric power.....		221122-41	5.4	0.8	4.5	0.2	0.1	-0.2
New England residential electric power.....		221122-411	7.8	0.0	0.0	-11.0	0.0	0.2
Middle Atlantic residential electric power.....		221122-412	-1.0	0.0	2.1	0.8	0.2	-0.5
East North Central residential electric power.....		221122-413	9.6	-0.2	6.2	0.0	0.1	0.1
West North Central residential electric power.....		221122-414	-5.5	0.1	12.4	-0.8	1.2	-3.6
South Atlantic residential electric power.....		221122-415	10.6	0.4	6.6	0.2	0.9	1.0
East South Central residential electric power.....		221122-416	1.6	1.7	3.0	-0.1	-0.3	-1.4
West South Central residential electric power.....		221122-417	-3.2	3.3	2.8	3.5	-1.2	-0.3
Mountain residential electric power.....		221122-418	4.1	3.5	0.5	0.8	0.0	-1.6
Pacific residential electric power.....		221122-419	13.9	0.0	4.6	1.5	0.0	0.5
Commercial electric power.....		221122-42	3.6	1.3	8.5	0.6	0.1	0.0
New England commercial electric power.....		221122-421	-2.1	-0.2	0.0	-13.7	0.0	0.4
Middle Atlantic commercial electric power.....		221122-422	-11.3	-5.3	11.4	3.5	-1.0	-0.4
East North Central commercial electric power.....		221122-423	11.3	-0.1	11.3	-0.1	0.4	0.5
West North Central commercial electric power.....		221122-424	-4.8	-2.1	8.7	1.8	3.0	-3.8
South Atlantic commercial electric power.....		221122-425	8.2	0.1	3.3	-1.5	0.6	1.8
East South Central commercial electric power.....		221122-426	-3.5	-0.8	4.3	2.1	-0.4	-0.8
West South Central commercial electric power.....		221122-427	-5.0	1.8	7.8	3.5	-0.7	-0.5
Mountain commercial electric power.....		221122-428	8.2	2.5	2.4	2.2	0.0	-2.9
Pacific commercial electric power.....		221122-429	17.4	9.9	15.6	2.1	0.0	0.7
Industrial electric power.....		221122-43	4.4	2.7	7.7	1.2	0.5	0.1
New England industrial electric power.....		221122-431	-3.4	-0.5	0.9	7.1	-3.0	-6.0
Middle Atlantic industrial electric power.....		221122-432	-20.7	0.0	-0.8	-0.7	0.8	0.6
East North Central industrial electric power.....		221122-433	38.5	-0.2	22.2	0.0	1.4	0.1
West North Central industrial electric power.....		221122-434	-6.1	4.4	9.5	2.2	0.9	-5.7
South Atlantic industrial electric power.....		221122-435	5.8	0.4	2.7	-1.7	0.8	1.9
East South Central industrial electric power.....		221122-436	-6.6	-3.3	5.6	2.5	0.6	-0.9
West South Central industrial electric power.....		221122-437	-2.6	1.1	5.7	0.3	-0.7	-0.8
Mountain industrial electric power.....		221122-438	-15.2	8.9	-9.0	6.9	2.4	7.2
Pacific industrial electric power.....		221122-439	8.9	10.6	12.3	1.0	0.0	0.4
Transportation electric power.....		221122-45	7.4	0.0	8.2	-2.3	0.0	1.7
Secondary products and miscellaneous receipts.....		221122-SM						
Miscellaneous receipts.....		221122-M	0.4	0.0	0.0	0.0	0.0	0.6
Natural gas distribution.....	2212		-17.0	-3.4	-0.7	1.1	1.2	-0.7
Natural gas distribution.....	22121		-17.0	-3.4	-0.7	1.1	1.2	-0.7
Natural gas distribution.....	221210		-17.0	-3.4	-0.7	1.1	1.2	-0.7
Primary products.....		221210-P	-16.4	-3.6	-0.7	1.2	1.3	-0.8
Natural gas to ultimate consumers.....		221210-11	-19.9	-4.2	-0.7	1.4	1.5	-0.9
Residential natural gas.....		221210-112	-14.6	-2.6	-0.1	0.5	0.9	-1.0
New England residential natural gas.....		221210-1121	-21.9	-18.0	1.8	-9.8	-0.4	-0.9
Middle Atlantic residential natural gas.....		221210-1122	-0.5	-0.5	-1.1	-0.4	1.4	-0.1
East North Central residential natural gas.....		221210-1123	-27.1	-2.7	0.7	1.7	-0.5	-2.0
West North Central residential natural gas.....		221210-1124	-24.5	-1.8	-4.1	0.4	-1.4	-1.2
South Atlantic residential natural gas.....		221210-1125	-17.4	2.4	0.2	2.7	-1.4	0.0
East South Central residential natural gas.....		221210-1126	-28.1	0.5	0.3	4.2	-0.5	-12.1
West South Central residential natural gas.....		221210-1127	-20.8	-6.1	0.8	2.9	0.8	0.7
Mountain residential natural gas.....		221210-1128	7.3	-3.8	-0.2	-2.2	0.9	0.1
Pacific residential natural gas.....		221210-1129	-8.5	-1.0	0.8	2.6	5.1	-0.9
Commercial natural gas.....		221210-113	-25.2	-6.1	-1.2	1.8	1.8	-2.2
New England commercial natural gas.....		221210-1131	-36.6	-25.7	-7.4	-1.9	-1.4	-3.2
Middle Atlantic commercial natural gas.....		221210-1132	-15.7	-2.5	-3.1	0.1	4.1	-0.2
East North Central commercial natural gas.....		221210-1133	-39.1	-5.1	0.0	3.0	-1.4	-8.4
West North Central commercial natural gas.....		221210-1134	-30.1	-5.8	-3.0	5.5	-1.1	-1.0
South Atlantic commercial natural gas.....		221210-1135	-24.3	0.1	-0.9	0.8	0.9	-1.5
East South Central commercial natural gas.....		221210-1136	-32.5	-7.0	-2.2	3.0	2.7	-6.1
West South Central commercial natural gas.....		221210-1137	-26.7	-5.0	2.1	2.6	2.3	0.9
Mountain commercial natural gas.....		221210-1138	12.1	-5.6	0.0	-1.1	1.7	0.7
Pacific commercial natural gas.....		221210-1139	-23.1	-5.3	2.2	5.4	6.7	-0.5

See footnotes at end of table.

Table 12. Producer price index percentage changes for the net output of selected industries and their products, not seasonally adjusted — Continued
 [September 2023]

Title ¹	Industry code	Product code	Unadjusted 12-month percent change ²	Unadjusted 1-month percent change ²				
				Sept. 2022 to Sept. 2023 ^P	Apr. to May	May to June ^P	June to July ^P	July to Aug. ^P
Natural gas distribution - Continued								
Industrial natural gas.....		221210-114	-26.4	-4.7	-1.3	4.0	4.3	-0.3
New England industrial natural gas.....		221210-1141	-42.1	-29.1	-7.6	-6.4	-1.5	-3.5
Middle Atlantic industrial natural gas.....		221210-1142	-8.2	-1.4	-2.1	10.5	0.8	-0.4
East North Central industrial natural gas.....		221210-1143	-46.0	-10.3	1.2	8.3	0.4	0.3
West North Central industrial natural gas.....		221210-1144	-9.4	0.3	-1.7	7.2	1.3	0.7
South Atlantic industrial natural gas.....		221210-1145	-20.4	0.0	-0.1	1.3	0.1	0.4
East South Central industrial natural gas.....		221210-1146	-38.7	-1.5	-3.9	5.6	3.0	-6.7
West South Central industrial natural gas.....		221210-1147	-38.6	-5.3	-1.3	4.5	12.6	1.1
Mountain industrial natural gas.....		221210-1148	24.8	3.4	0.0	-1.1	4.7	0.2
Pacific industrial natural gas.....		221210-1149	9.9	-4.1	-2.0	-0.5	1.4	-1.8
To electric power.....		221210-115	-22.7	-5.5	-1.0	2.0	1.8	-0.2
Delivered to ultimate consumers for the account of others (transportation only)....		221210-12	9.3	0.0	-1.2	-0.1	0.0	-0.3
Industrial consumer.....		221210-122	3.4	-0.4	0.1	-0.2	0.4	0.3
Other consumers.....		221210-123	13.1	0.3	-2.0	0.0	-0.2	-0.6
Secondary products and miscellaneous receipts.....		221210-SM						
Miscellaneous receipts.....		221210-M	-4.9	0.2	-0.1	0.2	0.1	-0.2
Construction industries								
New industrial building construction.....	236211		3.3	0.0	0.2	-1.5	0.1	0.8
Primary products.....		236211-P	3.3	0.0	0.2	-1.5	0.1	0.8
New warehouse building construction.....	236221		1.3	0.4	0.2	-0.7	0.2	0.0
Primary products.....		236221-P	1.3	0.4	0.2	-0.7	0.2	0.0
New school building construction.....	236222		3.4	0.0	0.0	-1.1	0.1	0.0
Primary products.....		236222-P	3.4	0.0	0.0	-1.1	0.1	0.0
New office building construction.....	236223		5.4	0.1	0.0	-1.8	0.2	-0.2
Primary products.....		236223-P	5.4	0.1	0.0	-1.8	0.2	-0.2
New health care building construction.....	236224		4.3	0.0	-0.1	-0.8	0.1	0.0
Primary products.....		236224-P	4.3	0.0	-0.1	-0.8	0.1	0.0
Concrete contractors, nonresidential building work.....	23811X		-2.1	-0.2	0.2	-2.7	0.1	0.0
Primary products.....		23811X-P	-2.1	-0.2	0.2	-2.7	0.1	0.0
Roofing contractors, nonresidential building work.....	23816X		10.8	0.1	0.1	-0.4	0.0	-0.5
Primary products.....		23816X-P	10.8	0.1	0.1	-0.4	0.0	-0.5
Electrical contractors, nonresidential building work.....	23821X		4.1	0.1	-0.2	-1.4	0.0	0.1
Primary products.....		23821X-P	4.1	0.1	-0.2	-1.4	0.0	0.1
Plumbing, heating and air-conditioning contractors, nonresidential building work.....	23822X		7.1	0.8	0.2	0.2	0.3	0.0
Primary products.....		23822X-P	7.1	0.8	0.2	0.2	0.3	0.0
Manufacturing								
Total manufacturing industries.....			0.3	-1.0	-0.2	-0.1	2.4	0.5
Food mfg.....	311		0.5	0.2	-0.1	0.0	0.5	0.9
Animal food mfg.....	3111		-3.0	-1.0	-1.1	-0.5	-0.7	-0.6
Animal food mfg.....	31111		-3.0	-1.0	-1.1	-0.5	-0.7	-0.6
Dog and cat food manufacturing.....	311111		8.1	0.0	0.0	0.0	0.0	0.0
Primary products.....		311111-P	8.3	0.0	0.0	0.0	0.0	0.0
Dog food.....		311111-1	6.8	0.1	0.0	0.0	0.0	0.0
Canned dog food.....		311111-11	14.3	0.0	0.0	0.0	0.0	0.0
Dry and semi moist dog food.....		311111-14	5.4	0.1	0.0	0.0	0.0	0.0
Cat food.....		311111-4	12.2	0.0	0.0	0.0	0.2	0.0
Canned cat food.....		311111-44	5.6	0.0	0.0	0.0	0.0	0.0
Dry and semi moist cat food.....		311111-45	18.0	0.0	0.0	0.0	0.2	0.0
Secondary products and miscellaneous receipts.....		311111-SM						
Miscellaneous receipts.....		311111-M1	0.5	0.0	0.0	0.0	0.0	0.0
Other animal food manufacturing.....	311119		-10.1	-1.8	-1.8	-0.9	-1.3	-1.0
Primary products.....		311119-P	-10.5	-1.9	-1.9	-0.9	-1.3	-1.1
Complete swine feed, supplements, concentrates, and premixes.....		311119-B	-7.7	-0.5	0.1	0.0	-0.5	-0.2
Complete beef cattle feed, supplements, concentrates, and premixes.....		311119-H	-10.4	-1.1	-1.4	-0.1	-1.2	-1.4
Poultry, exc. chicken and turkey, and livestock, exc. cattle and swine, feed.....		311119-N	-1.9	-0.3	0.0	0.0	-0.1	0.0
Pet (excluding dog and cat), laboratory, and fur animal feed.....		311119-R	-2.2	-0.2	-0.3	-0.7	0.0	-0.3
Chicken and turkey feed, supplements, concentrates, and premixes.....		311119-1	-12.0	-2.5	-2.7	-0.8	-2.4	-1.3
Complete dairy cattle feed, supplements, concentrates, and premixes.....		311119-5	-16.3	-3.4	-4.3	-2.5	-0.9	-1.6

See footnotes at end of table.

Table 12. Producer price index percentage changes for the net output of selected industries and their products, not seasonally adjusted — Continued
 [September 2023]

Title ¹	Industry code	Product code	Unadjusted 12-month percent change ²	Unadjusted 1-month percent change ²				
			Sept. 2022 to Sept. 2023 ^P	Apr. to May	May to June ^P	June to July ^P	July to Aug. ^P	Aug. to Sept. ^P
Other animal food manufacturing - Continued								
Other prepared animal feeds, including feeding materials and adjuncts.....		311119-9	-10.6	-2.2	-0.5	-2.0	-1.8	-1.9
Secondary products and miscellaneous receipts.....		311119-SM						
Miscellaneous receipts.....		311119-M	-3.4	0.2	0.0	-0.7	1.0	-0.1
Secondary products.....		311119-S	2.9	0.0	-0.1	0.1	0.0	0.0
Grain & oilseed milling.....	3112		-5.1	-0.5	-1.9	1.1	1.4	-1.4
Flour milling & malt mfg.....	31121		-3.9	0.3	-2.0	-1.1	-1.4	-0.8
Flour milling.....	311211		-7.3	0.5	-2.7	-1.5	-1.8	-0.3
Primary products.....		311211-P	-7.0	0.5	-2.8	-1.5	-1.8	-0.3
Prepared flour mixes, including refrigerated and frozen doughs and batters, made in flour mills.....		311211-A	1.0	0.5	-0.2	-0.7	-0.2	0.0
Wheat flour (except flour mixes), made in flour mills.....		311211-1	-8.1	1.2	-4.7	0.1	-2.5	0.7
Wheat mill products, except flour.....		311211-4	1.7	-0.3	-4.4	-0.1	-6.5	-1.2
Corn mill products.....		311211-7	1.8	-0.6	0.3	-6.2	3.0	-2.6
Other grain mill products.....		311211-9	-15.1	-0.4	0.3	-3.5	-2.5	0.1
Secondary products and miscellaneous receipts.....		311211-SM						
Miscellaneous receipts.....		311211-M	-34.0	1.3	-4.0	-7.1	-5.9	-0.1
Rice milling.....	311212		3.5	-0.8	-0.1	-0.4	-0.9	-2.2
Primary products.....		311212-P	3.5	-0.8	-0.1	-0.4	-0.9	-2.2
Milled rice and byproducts.....		311212-0	3.5	-0.8	-0.1	-0.4	-0.9	-2.2
Milled rice (incl second heads, screenings, brewers, bran, sharps, rice flour, and byproducts).....		311212-04	0.7	-0.6	0.1	-0.2	-1.7	-4.0
Head rice not packaged with other ingredients.....		311212-06	4.2	-1.3	-0.3	-0.8	-0.4	-0.9
Malt manufacturing.....	311213		9.8	2.8	-0.6	0.0	0.0	0.0
Primary products.....		311213-P	10.0	2.8	-0.6	0.0	0.0	0.0
Malt and malt byproducts.....		311213-0	10.0	2.8	-0.6	0.0	0.0	0.0
Secondary products and miscellaneous receipts.....		311213-SM1						
Starch & vegetable fats & oils mfg.....	31122		-8.9	-1.9	-2.5	1.9	2.8	-2.0
Wet corn milling and starch manufacturing.....	311221		10.0	-1.2	-2.9	-1.1	0.4	-2.1
Primary products.....		311221-P	9.7	-1.3	-3.0	-1.1	0.3	-2.1
Wet process corn byproducts.....		311221-A	-4.7	-5.9	-2.1	-3.7	-3.2	0.6
Corn sweeteners, made by wet milling.....		311221-1	14.9	3.4	1.1	0.5	0.9	-4.0
Manufactured starch, made by wet milling.....		311221-4	40.6	0.0	-0.2	-2.8	0.7	-1.3
Secondary products and miscellaneous receipts.....		311221-SM						
Soybean and other oilseed processing.....	311224		-14.2	-2.5	-2.9	3.3	4.6	-2.0
Primary products.....		311224-P	-14.3	-2.2	-3.1	3.0	2.4	-1.2
Cottonseed cake, meal, hulls, and other byproducts.....		311224-B	-12.5	-4.8	-3.5	0.3	-2.2	-2.8
Cottonseed cake and meal.....		311224-B1	-13.2	-4.3	-1.5	0.4	-2.6	-6.5
Soybean oil.....		311224-3	-7.0	-3.9	0.1	8.4	3.1	-0.9
Crude soybean oil, degummed, made from soybeans crushed in the same establishment.....		311224-31	-2.1	-1.2	-3.5	3.5	3.0	-0.7
Soybean oil, all other types.....		311224-32	-9.0	-5.8	2.8	11.8	3.2	-1.0
Soybean cake, meal, and other byproducts.....		311224-4	-5.2	-1.4	-2.4	2.6	0.5	-2.4
Soybean cake and meal.....		311224-41	-4.2	-1.4	-1.8	0.5	1.5	-2.5
Other soybean products, including isolates and concentrates.....		311224-42	-12.3	-1.0	-7.7	21.2	-6.6	-1.3
Cotton linters.....		311224-7	-53.4	-5.0	-1.1	-7.1	-13.5	-38.0
Other crude and refined vegetable oils and other vegetable mill products.....		311224-9	-2.0	-1.0	-1.9	-0.5	0.8	0.4
Other crude vegetable oils, including linseed, peanut, sunflower, safflower, etc.....		311224-91	-1.4	-0.4	-0.9	-0.2	0.9	0.1
Other vegetable oil mill products, including all oil seed cake and meal.....		311224-93	-3.1	-1.3	-2.8	-0.7	0.7	0.6
Secondary products and miscellaneous receipts.....		311224-SM						
Miscellaneous products.....		311224-M	-34.0	-5.3	-16.6	-6.4	3.4	3.6
Fats and oils refining and blending.....	311225		-10.6	-0.9	-0.5	1.5	0.1	-1.3
Primary products.....		311225-P	-12.4	-2.0	-0.6	3.0	-0.5	-1.1
Shortening and cooking oils.....		311225-2	-13.7	-2.7	-0.7	4.3	0.6	-1.1
Margarine, butter blends, and butter substitutes.....		311225-4	-5.7	0.0	-0.4	-0.7	-4.0	-1.0
Secondary products and miscellaneous receipts.....		311225-SM						
Secondary products.....		311225-S	-11.7	3.4	-0.1	-4.0	2.3	-2.3
Breakfast cereal manufacturing.....	31123		10.6	4.3	1.0	1.8	0.0	0.0
Breakfast cereal manufacturing.....	311230		10.6	4.3	1.0	1.8	0.0	0.0
Primary products.....		311230-P	12.0	4.7	1.1	2.0	0.0	0.0
Breakfast cereal.....		311230-1	12.0	4.7	1.1	2.0	0.0	0.0

See footnotes at end of table.

Table 12. Producer price index percentage changes for the net output of selected industries and their products, not seasonally adjusted — Continued
 [September 2023]

Title ¹	Industry code	Product code	Unadjusted 12-month percent change ²	Unadjusted 1-month percent change ²					
				Sept. 2022 to Sept. 2023 ^P	Apr. to May	May to June ^P	June to July ^P	July to Aug. ^P	Aug. to Sept. ^P
Breakfast cereal manufacturing - Continued									
Secondary products and miscellaneous receipts.....		311230-SM							
Sugar & confectionery product mfg.....	3113		7.2	0.2	1.3	0.1	0.7	0.4	
Sugar mfg.....	31131		9.6	0.2	2.3	0.1	1.1	0.1	
Beet sugar manufacturing.....	311313		8.6	2.4	0.7	0.1	2.5	-0.7	
Primary products.....		311313-P	8.7	2.4	0.7	0.1	2.6	-0.7	
Beet sugar.....		311313-0	8.7	2.4	0.7	0.1	2.6	-0.7	
Secondary products and miscellaneous receipts.....		311313-SM1							
Cane sugar manufacturing.....	311314		10.3	-1.0	3.3	0.1	0.3	0.5	
Primary products.....		311314-P	10.3	-1.1	3.3	0.1	0.4	0.5	
Raw cane sugar and sugarcane mill products and byproducts.....		311314-1	12.6	-2.5	6.8	-2.0	0.6	-0.3	
Refined granulated cane sugar and byproducts.....		311314-3	8.8	-0.1	1.0	1.5	0.2	1.1	
Secondary products and miscellaneous receipts.....		311314-SM							
Nonchocolate confectionery mfg.....	31134		4.8	0.0	0.4	0.0	0.0	0.1	
Nonchocolate confectionery manufacturing.....	311340		4.8	0.0	0.4	0.0	0.0	0.1	
Primary products.....		311340-P	4.8	0.0	0.4	0.0	0.0	0.1	
Nonchocolate-type confectioneries.....		311340-5	5.2	0.0	0.5	0.0	0.0	0.1	
Other confectionery-type products.....		311340-7	5.7	0.0	0.0	0.0	0.0	0.0	
Secondary products and miscellaneous receipts.....		311340-SM							
Secondary products.....		311340-S	4.1	0.0	0.6	-0.2	0.2	0.4	
Chocolate and confectionery manufacturing.....	31135		7.0	0.3	1.1	0.2	0.7	0.8	
Chocolate and confectionery mfg. from cacao.....	311351		15.5	0.5	0.5	1.3	1.8	1.1	
Primary products.....		311351-P	16.1	0.5	0.5	1.4	1.8	1.1	
Chocolate coatings, made from cacao beans.....		311351-1	17.1	0.2	0.7	1.4	2.2	1.2	
Chocolate/chocolate-type confectionery products, made from cacao beans.....		311351-4	4.0	0.0	0.0	0.0	0.0	0.1	
Other chocolate and cocoa products, made from cacao beans.....		311351-7	23.7	0.9	0.8	2.2	2.8	1.7	
Secondary products and miscellaneous receipts.....		311351-SM1							
Confectionery mfg. from purchased chocolate.....	311352		3.2	0.1	1.4	-0.3	0.2	0.6	
Primary products.....		311352-P	3.3	0.1	1.6	-0.4	0.2	0.6	
Chocolate/confectionery products, made from purchased chocolate.....		311352-3	3.3	0.1	1.6	-0.4	0.2	0.6	
Secondary products and miscellaneous receipts.....		311352-SM							
Miscellaneous receipts.....		311352-M	3.9	0.0	0.0	0.0	0.0	0.0	
Fruit & vegetable preserving & specialty food mfg.....	3114		8.4	1.1	0.5	0.1	1.0	0.8	
Frozen food manufacturing.....	31141		9.3	0.7	1.0	-0.1	0.4	1.9	
Frozen fruit and vegetable manufacturing.....	311411		19.6	-0.2	3.3	0.0	0.9	5.2	
Primary products.....		311411-P	17.8	-0.2	3.4	0.0	0.9	5.2	
Frozen fruits, juices, ades, drinks, and cocktails.....		311411-1	13.1	-2.5	-1.1	-0.8	1.2	6.4	
Frozen fruits.....		311411-11	-14.2	-4.2	-2.3	-1.7	2.7	-0.6	
Frozen vegetables.....		311411-4	19.1	0.4	4.7	0.2	0.8	4.9	
Frozen vegetables, other than potato products.....		311411-47	2.4	0.2	-0.1	-0.1	1.0	-0.3	
Frozen potato products (French-fried, patties, puffs, etc.).....		311411-48	31.7	0.5	8.0	0.4	0.7	8.3	
Secondary products and miscellaneous receipts.....		311411-SM							
Miscellaneous receipts.....		311411-M	90.9	-6.1	0.0	3.9	7.2	13.2	
Frozen specialty food manufacturing.....	311412		2.2	1.2	-0.6	-0.1	0.1	-0.5	
Primary products.....		311412-P	2.3	1.3	-0.6	-0.1	0.1	-0.5	
Frozen dinners (beef, pork, and poultry pies) and nationality foods, incl. frozen pizza.....		311412-1	2.5	1.1	-0.4	0.0	0.0	-0.1	
Other frozen specialties, incl. all whipped topping, waffles, soups, etc., excluding seafood.....		311412-4	1.6	2.0	-1.4	-0.5	0.4	-1.7	
Secondary products and miscellaneous receipts.....		311412-SM							
Secondary products.....		311412-S	-1.3	-3.9	-0.2	-0.6	0.1	-1.3	
Fruit & vegetable canning, pickling & drying.....	31142		7.7	1.5	0.2	0.2	1.4	-0.1	
Fruit and vegetable canning.....	311421		8.5	1.6	0.2	0.3	2.2	-0.1	
Primary products.....		311421-P	8.1	1.6	-0.2	0.6	0.3	1.5	
Canned catsup and other tomato based sauces.....		311421-D	9.3	3.9	-0.1	0.2	0.0	1.5	
Canned jams, jellies, and preserves.....		311421-G	2.1	0.0	0.2	0.1	0.1	0.1	
Canned and fresh fruit juices, nectars, and concentrates.....		311421-K	-	0.7	0.0	0.1	1.2	-	
Pickles and other pickled products, including horseradish.....		311421-Q	1.0	0.0	-0.9	0.0	0.6	0.0	
Canned fruits, excluding baby foods.....		311421-1	6.3	1.9	0.2	1.9	0.0	0.7	
Canned vegetables.....		311421-5	4.1	1.3	-0.6	0.8	0.1	0.4	

See footnotes at end of table.

Table 12. Producer price index percentage changes for the net output of selected industries and their products, not seasonally adjusted — Continued
 [September 2023]

Title ¹	Industry code	Product code	Unadjusted 12-month percent change ²	Unadjusted 1-month percent change ²				
				Sept. 2022 to Sept. 2023 ^P	Apr. to May	May to June ^P	June to July ^P	July to Aug. ^P
Fruit and vegetable canning - Continued								
Secondary products and miscellaneous receipts.....		311421-SM						
Miscellaneous receipts.....		311421-M	21.2	1.4	10.0	-5.9	53.8	-29.1
Secondary products.....		311421-S	6.2	1.9	0.4	-1.3	0.3	0.0
Specialty canning.....	311422		4.3	0.1	0.0	0.0	0.0	0.0
Primary products.....		311422-P	2.8	0.1	0.0	0.1	0.0	0.0
Canned baby foods and other canned specialty/nationality foods.....		311422-5	4.0	0.0	0.0	0.2	0.0	0.0
Canned soups and stews, excluding frozen and seafood.....		311422-6	0.6	0.2	0.0	0.0	0.0	0.0
Canned dry beans.....		311422-7	13.9	0.0	0.0	0.0	0.0	0.0
Secondary products and miscellaneous receipts.....		311422-SM						
Dried and dehydrated food manufacturing.....	311423		9.8	2.7	0.2	0.3	0.5	0.1
Primary products.....		311423-P	10.7	3.0	0.2	0.2	0.6	0.1
Soup mixes (including dried/dehydrated/freeze-dried) and bouillon.....		311423-1	7.3	5.2	0.0	-0.6	0.0	0.0
Dried and dehydrated fruits and vegetables, including freeze-dried.....		311423-5	11.8	2.4	0.3	0.4	1.9	0.2
Secondary products and miscellaneous receipts.....		311423-SM						
Dairy product mfg.....	3115		-5.9	-0.9	-1.8	-1.3	2.1	1.6
Dairy product (except frozen) mfg.....	31151		-6.5	-0.9	-2.0	-1.4	2.3	1.7
Fluid milk manufacturing.....	311511		-0.3	1.4	-1.3	-0.6	-0.5	2.5
Primary products.....		311511-P	-1.8	1.5	-1.6	-0.6	-0.5	2.6
Yogurt, except frozen.....		311511-A	5.0	3.8	0.0	0.1	0.0	0.0
Perishable dairy product substitutes.....		311511-D	8.8	0.0	0.0	0.0	0.0	0.0
Fluid milk and cream, bulk sales.....		311511-1	-4.6	0.8	-0.6	-0.1	0.6	4.2
Fluid milk and related products, packaged (incl. cartons, bottles, cans, etc.) excl. U.H.T.....		311511-5	-5.1	1.3	-2.8	-1.0	-1.1	3.7
Whole fluid milk, packaged, excluding U.H.T. and flavored.....		311511-51	-5.7	1.6	-3.4	-1.1	-1.5	4.5
Fluid milk, lowfat, incl. 2.0, 1.0, and 0.5 percent packaged, excl. U.H.T. and flavored.....		311511-52	-4.6	2.3	-3.6	-1.6	-1.6	4.4
Fat free or skim milk, packaged, excluding U.H.T. and flavored.....		311511-53	-3.1	0.4	-4.1	-2.0	-1.7	3.9
Other fluid milk related products, incl. heavy & light cream, unflavored sour cream, etc.....		311511-59	-5.5	0.0	-0.1	0.4	0.2	1.6
Cottage cheese (including bakers', pot, and farmers' cheese).....		311511-7	-1.5	-0.5	0.7	-0.3	0.4	0.1
Other packaged milk products incl. flavored milks, eggnog, buttermilk etc.....		311511-9	2.3	1.0	-1.1	-0.7	-0.6	2.4
Secondary products and miscellaneous receipts.....		311511-SM						
Miscellaneous receipts.....		311511-M	-2.2	-2.4	0.1	0.8	-0.7	0.6
Secondary products.....		311511-S	12.6	1.2	0.3	-0.7	0.1	1.7
Creamery butter manufacturing.....	311512		-15.3	2.6	-1.5	3.0	9.1	0.6
Primary products.....		311512-P	-15.3	2.6	-1.5	3.0	9.0	0.6
Creamery butter.....		311512-0	-15.3	2.6	-1.5	3.0	9.0	0.6
Cheese manufacturing.....	311513		-5.5	-3.7	-2.5	-2.8	5.5	1.4
Primary products.....		311513-P	-2.4	-3.3	-2.4	-2.8	6.9	1.4
Raw liquid whey.....		311513-A	-37.5	-1.3	-4.0	-3.9	-0.7	1.3
Natural cheese (cheddar, Swiss, Italian, brick, cream, grated, dried etc.) excl. cottage cheese.....		311513-1	-1.7	-3.6	-2.7	-2.3	6.8	1.4
Natural cheese, except lowfat, shipped in consumer packages or containers (3 lbs. or less).....		311513-1111	-3.1	-0.3	-0.3	0.0	-0.7	0.1
Natural cheese, except lowfat, shipped in packages or containers (more than 3 lbs.) or bulk.....		311513-1121	-0.9	-6.2	-4.7	-4.4	14.1	2.4
Lowfat natural cheese, except cottage cheese, shipped in consumer packages (3 lbs. or less).....		311513-1131	0.8	-0.3	-0.1	0.2	0.2	0.4
Lowfat natural cheese, except cottage cheese, shipped in packages (more than 3 lbs.) or in bulk.....		311513-1141	0.5	-9.3	-7.0	-6.2	20.8	3.7
Process cheese and related products.....		311513-4	-4.0	-1.8	-1.0	-5.3	8.5	1.2
Process cheese, shipped in consumer packages or containers (3 lbs. or less)...		311513-41	-2.2	-2.4	-0.3	-4.1	7.7	0.8
All other process cheese and related products.....		311513-49	-5.5	-1.3	-1.5	-6.3	9.3	1.6
Process cheese, shipped in packages or containers (more than 3 lbs.) or in bulk.....		311513-4921	-13.2	5.1	-3.6	-4.4	-0.8	1.2
Cheese food, spread, and other related products.....		311513-4961	1.4	-7.0	0.5	-8.0	19.3	1.9
Secondary products and miscellaneous receipts.....		311513-SM						
Miscellaneous receipts.....		311513-M	4.5	-0.2	-0.2	0.2	-0.3	1.4
Secondary products.....		311513-S	-27.2	-7.0	-3.3	-2.8	-6.3	2.0
Dry, condensed, and evaporated dairy products.....	311514		-20.0	-1.2	-2.8	-2.0	-1.5	1.0
Primary products.....		311514-P	-20.9	-1.5	-3.0	-2.6	-2.2	0.8
Ice cream mixes and related products.....		311514-A	-4.2	-0.5	-0.7	0.5	-0.1	1.1
Dairy product substitutes.....		311514-D	10.1	0.0	5.8	0.0	0.0	0.0
Dry milk products and mixtures.....		311514-1	-33.4	-2.4	-5.9	-4.6	-4.3	1.5

See footnotes at end of table.

Table 12. Producer price index percentage changes for the net output of selected industries and their products, not seasonally adjusted — Continued
 [September 2023]

Title ¹	Industry code	Product code	Unadjusted 12-month percent change ²	Unadjusted 1-month percent change ²				
			Sept. 2022 to Sept. 2023 ^P	Apr. to May	May to June ^P	June to July ^P	July to Aug. ^P	Aug. to Sept. ^P
Dry, condensed, and evaporated dairy products - Continued								
Milk products, shipped in consumer-type cans, excluding substitutes.....		311514-5	0.7	-0.1	-0.1	0.1	0.1	0.0
Concentrated milk products shipped in bulk (barrels, drums, and tanks).....		311514-7	-27.2	0.0	-7.2	-1.5	2.0	-0.1
Secondary products and miscellaneous receipts.....		311514-SM						
Secondary products.....		311514-S	-11.2	1.3	-1.0	4.1	5.1	2.8
Ice cream and frozen dessert mfg.....	31152		1.3	0.0	0.0	0.1	0.0	0.0
Ice cream and frozen dessert manufacturing.....	311520		1.3	0.0	0.0	0.1	0.0	0.0
Primary products.....		311520-P	1.6	0.0	0.0	0.1	0.0	0.0
Ice cream and frozen dessert manufacturing.....		311520-0	1.6	0.0	0.0	0.1	0.0	0.0
Ice cream, incl. custards (excl. lowfat and nonfat) shipped in bulk (containers 3 gal or more).....		311520-01	-1.6	-0.1	0.1	-0.1	-0.2	0.3
Ice cream, incl. custards (excl. lowfat and nonfat) shipped in sizes less than 3 gallons.....		311520-02	1.9	0.0	-0.1	0.1	0.1	0.0
Ice cream, including custards (excluding lowfat and nonfat), novelty forms.....		311520-03	1.4	0.0	0.2	0.0	0.0	0.1
Ice cream, including custards, lowfat and nonfat.....		311520-04	1.2	0.0	0.0	0.0	0.0	0.0
Frozen desserts containing fats other than butterfat (incl. soy, rice, almond, oats, etc.).....		311520-06	-	0.2	0.8	0.0	0.1	-0.2
Other frozen desserts (yogurt, sherbet, water ices, mellorine, frozen pudding, gelato, etc.).....		311520-09	3.2	-0.2	0.1	0.5	-0.2	0.1
Secondary products and miscellaneous receipts.....		311520-SM						
Miscellaneous receipts.....		311520-M	5.7	-0.2	0.1	0.1	0.0	0.0
Secondary products.....		311520-S	-	0.5	-0.4	-0.3	0.0	-0.7
Animal slaughtering & processing.....	31161		0.7	1.8	1.8	0.2	-0.3	2.6
Animal, except poultry, slaughtering.....	311611		10.6	6.0	4.1	1.3	-1.8	0.5
Primary products.....		311611-P	11.0	6.0	4.1	1.3	-1.8	0.4
Pork, fresh/frozen, unprocessed, all cuts, except sausage, made in slaughtering plants.....		311611-A	-6.0	-0.5	6.0	16.8	-3.7	-3.2
Pork, processed or cured, not canned or made into sausage, made in slaughtering plants.....		311611-G	10.6	0.9	4.6	-5.1	12.6	1.9
Fresh and processed sausage, deli, and cooked meats, made in slaughtering plants.....		311611-J	-2.7	-5.5	3.5	2.9	3.0	-1.5
Hides, skins, and pelts, made in slaughtering plants.....		311611-Q	-6.1	0.8	-3.9	-1.8	2.5	0.8
Miscellaneous byproducts of slaughtering plants.....		311611-R	-4.0	-2.4	0.5	13.4	3.5	1.8
Beef, fresh or frozen, not canned or made into sausage, made in slaughtering plants.....		311611-1	21.9	10.6	4.4	-4.1	-3.6	1.2
Beef, fresh/frozen whole/half carcass, not canned or made into sausage, misp.....		311611-10	24.7	-3.9	14.2	-8.7	5.0	0.6
Beef, fresh/frozen variety meats, not canned or made into sausage, made in slaughtering plants.....		311611-16	17.9	9.1	0.1	-1.6	1.0	1.3
Beef, fresh/frozen, primal and subprimal cuts, made in slaughtering plants.....		311611-17	22.0	12.1	3.9	-3.9	-4.6	1.2
Lamb/mutton, fresh or frozen, not canned or made into sausage, made in slaughtering plants.....		311611-7	60.7	0.9	-0.7	-0.2	0.1	0.8
Secondary products and miscellaneous receipts.....		311611-SM						
Miscellaneous receipts.....		311611-M	-	-2.4	-0.3	2.8	-	-
Secondary products.....		311611-S	-14.1	1.5	3.5	-5.3	3.7	8.6
Meat processed from carcasses.....	311612		4.5	0.3	0.4	2.3	1.3	1.6
Primary products.....		311612-P	4.6	0.4	0.4	2.4	1.3	1.5
Other processed, frozen, or cooked meats, made from purchased carcasses.....		311612-A	8.6	3.0	1.0	3.8	-1.6	0.1
Boxed meat (beef, pork, lamb, etc.), made from purchased carcasses.....		311612-A1	6.3	0.6	-1.1	3.3	0.3	0.4
Frozen ground meat patties and other processed, frozen, or cooked meats, mfpc.....		311612-A5	8.8	3.8	1.7	4.0	-2.2	0.0
Pork, processed or cured, not canned or made into sausage, mfpc.....		311612-1	5.7	-1.1	-0.3	0.3	6.7	7.7
Pork, sweet-pickled, dry-cured, or dry salt, not canned or made into sausage, mfpc.....		311612-11	-	0.1	0.3	0.8	-0.3	-
Smoked hams and picnics, excluding canned, made from purchased carcasses.....		311612-12	9.1	-0.8	0.4	0.2	1.2	0.0
Smoked slab bacon, made from purchased carcasses.....		311612-13	1.2	2.9	-1.3	-1.1	10.8	22.6
Smoked sliced bacon, made from purchased carcasses.....		311612-14	9.3	-3.2	-0.6	0.5	14.9	15.2
Other smoked pork, not canned or made into sausage, made from purchased carcasses.....		311612-15	-3.9	2.7	-1.5	0.2	-0.7	1.1
Boiled ham, barbecue pork, and other cooked pork, except canned meats and sausage, mfpc.....		311612-16	-10.7	0.2	0.0	-0.1	0.0	0.0
Sausage and similar products, excluding canned, made from purchased carcasses.....		311612-4	-3.2	-2.2	-0.3	1.8	2.1	-1.3
Fresh sausage (pork sausage, breakfast links, etc.), excluding canned, mfpc....		311612-41	-4.7	-6.0	0.4	4.9	7.0	-3.8
Dry or semidry sausage (salami, cervelat, pepperoni, summer sausage, pork roll, etc), mfpc.....		311612-42	-7.2	-1.1	-1.0	-0.5	-0.3	-0.4
Frankfurters, including wieners, excluding canned, made from purchased carcasses.....		311612-43	0.4	1.6	-0.1	0.5	-0.2	0.1

See footnotes at end of table.

Table 12. Producer price index percentage changes for the net output of selected industries and their products, not seasonally adjusted — Continued
[September 2023]

Title ¹	Industry code	Product code	Unadjusted 12-month percent change ²	Unadjusted 1-month percent change ²					
				Sept. 2022 to Sept. 2023 ^P	Apr. to May	May to June ^P	June to July ^P	July to Aug. ^P	Aug. to Sept. ^P
Meat processed from carcasses - Continued									
Other sausage (smoked or cooked) & jellied goods & similar preparations, excluding canned, mfgc.		311612-44	2.4	-0.7	-0.4	2.0	0.0	0.4	
Secondary products and miscellaneous receipts.		311612-SM							
Secondary products.		311612-S	-0.2	-2.6	-0.3	-1.6	-0.1	5.2	
Rendering and meat byproduct processing.	311613		-6.8	-2.2	-1.6	-1.0	3.4	3.2	
Primary products.		311613-P	-6.3	-2.2	-1.6	-1.0	3.2	3.2	
Lard, inedible tallow, and other greases, excluding wool grease.		311613-2	-16.5	-3.9	0.6	-0.6	4.7	4.7	
Animal and marine feed and fertilizer byproducts.		311613-5	1.3	-1.3	-2.9	-1.3	2.3	2.3	
Meat and bone meal.		311613-51	1.4	-2.5	-3.2	-1.8	2.3	2.2	
Animal and marine feed and fertilizer byproducts, except meat and bone meal..		311613-52	1.8	-0.2	-2.6	-0.8	2.2	2.3	
Secondary products and miscellaneous receipts.		311613-SM							
Poultry processing.	311615		-14.6	-2.5	-0.2	-3.3	0.3	7.1	
Primary products.		311615-P	-14.8	-2.5	-0.3	-3.3	0.3	7.2	
Processed poultry and small game (except soups), containing 20 percent or more poultry or meat.		311615-D	-13.2	-3.5	3.2	-6.3	4.7	10.0	
Young chickens, including bulk, chilled, frozen, whole, and in parts.		311615-1	-10.1	-0.4	-0.2	-2.1	-1.1	8.2	
Turkeys (including frozen, whole, and parts).		311615-7	-37.9	-8.9	-7.4	-3.1	-3.2	-2.5	
Other poultry and small game (including frozen), whole, and parts.		311615-9	7.2	-0.9	0.2	-1.1	0.0	0.0	
Secondary products and miscellaneous receipts.		311615-SM							
Secondary products.		311615-S	-21.2	-4.2	4.7	-0.6	3.9	-3.9	
Seafood product preparation & packaging.	3117		-2.8	-1.1	-0.6	0.7	-1.2	0.3	
Seafood product preparation and packaging.	31171		-2.8	-1.1	-0.6	0.7	-1.2	0.3	
Seafood product preparation and packaging.	311710		-2.8	-1.1	-0.6	0.7	-1.2	0.3	
Primary products.		311710-P	-2.9	-1.1	-0.6	0.7	-1.2	0.3	
Prepared frozen shellfish.		311710-3	-16.1	-5.5	-2.1	-2.5	-2.9	1.6	
Prepared fresh fish/seafood, inc. surimi/surimi-based products.		311710-6	-3.2	-0.8	-0.2	0.6	-0.9	1.4	
Prepared frozen fish.		311710-7	-8.4	0.1	-3.1	0.1	-1.5	-0.5	
Other prepared fresh and frozen seafood.		311710-9	25.0	0.6	5.2	5.8	-0.5	0.0	
Secondary products and miscellaneous receipts.		311710-SM							
Secondary products.		311710-S	-	0.6	-0.2	0.0	0.2	-0.1	
Bakeries & tortilla mfg.	3118		4.3	0.3	0.3	-0.1	0.2	0.7	
Bread & bakery product mfg.	31181		5.7	-0.1	0.4	-0.1	0.1	1.1	
Retail bakeries.	311811		4.8	0.3	0.0	0.0	-0.2	0.9	
Primary products.		311811-P	5.4	0.3	0.0	0.0	-0.2	1.1	
Retail bakery products.		311811-0	5.4	0.3	0.0	0.0	-0.2	1.1	
Secondary products and miscellaneous receipts.		311811-SM							
Commercial bakeries.	311812		5.5	-0.2	0.6	-0.1	0.1	1.3	
Primary products.		311812-P	5.7	-0.3	0.6	-0.1	0.2	1.3	
Bread (white, wheat, rye, etc.), including frozen.		311812-1	4.4	-0.3	1.0	1.4	-0.5	1.1	
White pan bread.		311812-15	3.6	0.2	0.4	2.0	-1.3	1.0	
White hearth bread (French, Italian, etc.).		311812-16	2.5	0.1	0.0	0.3	0.3	0.0	
Dark wheat breads (whole wheat, cracked wheat, multigrain, etc.).		311812-17	6.5	1.5	1.5	3.2	0.0	-0.6	
Other variety breads (rye, unleavened, raisin, potato, self-rising, salt-free, canned, etc.).		311812-18	5.6	-3.2	2.3	-0.8	-0.1	3.3	
Rolls, bread-type (including muffins, bagels, and croissants), including frozen.		311812-5	6.1	-1.6	0.2	-1.6	0.9	1.7	
Rolls, hamburger and wiener.		311812-51	3.8	-1.2	-2.8	-2.3	0.0	2.8	
All other rolls, bread-type (incl. muffins, bagels, and croissants).		311812-59	7.4	-2.0	2.9	-1.0	1.7	0.7	
Soft cakes, excluding frozen.		311812-7	5.7	2.0	1.2	-0.4	0.7	2.3	
Other sweet goods, excluding frozen.		311812-9	11.2	1.7	0.0	0.0	0.0	0.2	
Secondary products and miscellaneous receipts.		311812-SM							
Miscellaneous receipts.		311812-M	6.3	0.3	0.0	0.3	2.4	0.1	
Secondary products.		311812-S	2.5	0.4	0.2	0.0	-1.9	1.6	
Frozen cakes and other pastries manufacturing.	311813		7.1	0.3	-0.1	-0.1	0.6	-0.3	
Primary products.		311813-P	7.3	0.3	-0.2	-0.1	0.5	-0.2	
Frozen cakes, pies, and other pastries.		311813-0	7.3	0.3	-0.2	-0.1	0.5	-0.2	
Secondary products and miscellaneous receipts.		311813-SM							
Secondary products.		311813-S	5.7	0.0	0.2	0.0	0.7	-0.7	
Cookie, cracker & pasta mfg.	31182		1.0	1.0	0.0	-0.2	0.1	0.0	
Cookie and cracker manufacturing.	311821		2.9	2.0	0.0	0.0	0.0	0.1	
Primary products.		311821-P	2.5	2.3	0.0	0.0	0.0	0.0	
Crackers, biscuits, and related products.		311821-2	0.2	0.0	0.0	0.1	0.0	0.0	

See footnotes at end of table.

Table 12. Producer price index percentage changes for the net output of selected industries and their products, not seasonally adjusted — Continued
 [September 2023]

Title ¹	Industry code	Product code	Unadjusted 12-month percent change ²	Unadjusted 1-month percent change ²				
				Sept. 2022 to Sept. 2023 ^P	Apr. to May	May to June ^P	June to July ^P	July to Aug. ^P
Cookie and cracker manufacturing - Continued								
Saltines and all other crackers, cracker meal and crumbs, and biscuits.....		311821-24	0.2	0.0	0.0	0.1	0.0	0.0
Cookies, wafers, and ice cream cones and cups (excluding frozen).....		311821-4	4.1	3.8	0.0	0.0	0.0	0.0
Secondary products and miscellaneous receipts.....		311821-SM						
Secondary products.....		311821-S	6.8	0.0	0.0	0.0	0.0	0.7
Dry pasta, dough, and flour mixes manufacturing from purchased flour.....								
Primary products.....	311824	311824-P	-0.4	0.2	0.1	-0.5	0.2	0.0
Prepared flour mixes (incl refrigerated & frozen doughs & batters) made from purchased flour.....		311824-1	-0.4	0.1	0.1	-0.5	0.3	0.0
Flour mixes (refrigerated & frozen doughs & batters), ex cake mixes, made from purchased flour.....		311824-12	-0.9	0.1	0.1	0.3	0.4	-0.1
Dry macaroni, spaghetti and egg noodle products (excluding canned or frozen)...		311824-3	-0.9	0.1	0.1	0.3	0.4	-0.1
Secondary products and miscellaneous receipts.....		311824-SM	0.6	0.0	0.0	-2.0	0.0	0.0
Secondary products.....		311824-S	-1.8	2.9	-0.4	1.0	-1.6	0.2
Tortilla mfg.....	31183		8.5	0.5	-0.3	0.4	1.4	1.0
Tortilla manufacturing.....								
Primary products.....	311830	311830-P	8.5	0.5	-0.3	0.4	1.4	1.0
Tortillas, sold in bulk or packages, excluding frozen or canned.....		311830-0	9.1	0.5	-0.3	0.5	1.4	1.0
Secondary products and miscellaneous receipts.....		311830-SM	9.1	0.5	-0.3	0.5	1.4	1.0
Miscellaneous receipts.....		311830-M	2.9	0.7	0.0	0.0	0.0	0.0
Secondary products.....		311830-S	-	-0.7	-0.3	-0.4	1.1	-
Other food manufacturing.....	3119		1.5	-1.1	-1.5	0.4	0.8	-0.1
Snack food mfg.....	31191		8.5	4.5	0.2	1.2	-0.8	0.1
Roasted nuts and peanut butter manufacturing.....								
Primary products.....	311911	311911-P	-1.3	1.1	0.9	3.9	-3.3	0.1
Nuts and seeds (salted, roasted, cooked, or blanched).....		311911-1	-1.2	1.1	0.9	4.0	-3.5	0.0
Nuts (salted, roasted, cooked, or blanched), sold in bulk.....		311911-11	-2.0	1.3	0.5	4.5	-4.0	0.0
Canned nuts (salted, roasted, cooked, or blanched).....		311911-11	-5.2	1.3	0.5	5.0	-4.4	0.0
All other packaged nuts, including all types of seeds (salted, roasted, cooked, or blanched).....		311911-12	-1.8	2.3	0.0	0.2	0.0	-0.4
Peanut butter.....		311911-13	-1.6	0.6	0.0	0.0	1.2	0.0
Secondary products and miscellaneous receipts.....		311911-4	5.6	-0.4	4.6	-0.1	0.0	0.0
Secondary products.....		311911-SM						
Secondary products.....		311911-S	5.2	0.1	0.8	0.2	3.1	3.5
Other snack food manufacturing.....								
Primary products.....	311919	311919-P	13.4	6.1	-0.1	0.0	0.4	0.0
Potato chips and sticks, plain and flavored.....		311919-1	13.9	6.3	-0.1	0.0	0.5	0.0
Corn chips and related products.....		311919-1	18.6	11.6	-0.1	-0.1	0.0	0.0
Other chips, sticks (hard pretzels, bacon rinds, popcorn (except candied), etc.)....		311919-4	10.1	0.0	-0.5	0.0	1.3	0.0
Secondary products and miscellaneous receipts.....		311919-7	12.4	7.2	0.2	0.0	0.0	0.1
Secondary products.....		311919-SM						
Coffee & tea mfg.....	31192		9.8	0.3	-0.1	0.0	6.8	0.1
Coffee and tea manufacturing.....								
Primary products.....	311920	311920-P	9.8	0.3	-0.1	0.0	6.8	0.1
Roasted coffee.....		311920-1	10.0	0.3	-0.1	0.0	6.9	0.1
Coffee, concentrated, including coffee substitutes.....		311920-1	9.7	0.2	-0.1	0.0	7.7	0.1
Tea in consumer packages.....		311920-5	2.9	0.0	0.0	0.0	2.9	0.0
Secondary products and miscellaneous receipts.....		311920-7	16.0	0.5	-0.1	0.2	1.1	0.2
Miscellaneous receipts.....		311920-SM						
Miscellaneous receipts.....		311920-M	0.0	0.0	0.0	0.0	0.0	0.0
Flavoring syrup & concentrate mfg.....	31193		4.9	-0.7	0.1	0.0	0.0	0.0
Flavoring syrup and concentrate manufacturing.....								
Primary products.....	311930	311930-P	4.9	-0.7	0.1	0.0	0.0	0.0
Liquid beverage bases, excluding use by soft drink bottlers.....		311930-1	5.4	-0.8	0.4	0.0	0.0	0.0
Soft drink flavoring syrup, sold in bulk.....		311930-1	3.3	-2.7	1.2	0.0	0.0	0.0
Other flavoring agents (except chocolate syrups).....		311930-6	7.7	0.2	0.0	0.0	0.0	0.0
Secondary products and miscellaneous receipts.....		311930-8	3.6	0.0	0.0	0.0	0.0	0.0
Secondary products.....		311930-SM						
Secondary products.....		311930-S	5.4	0.0	0.0	0.0	0.0	-0.2
Seasoning & dressing mfg.....	31194		5.3	-0.1	-0.1	1.9	0.2	-0.2
Mayonnaise, dressing, and sauce manufacturing.....								
Primary products.....	311941	311941-P	8.3	-0.3	-0.4	3.7	0.2	-0.1
Vinegar and cider.....		311941-1	7.4	-0.5	-0.4	4.2	0.0	-0.2
Prepared sauces, excluding tomato-based sauces and sauces comprised of 20 percent or more meat.....		311941-1	4.6	0.0	0.0	0.0	0.0	0.0
Mayonnaise, salad dressings, and sandwich spreads.....		311941-4	15.2	0.0	-0.5	8.0	0.0	0.0
		311941-7	1.1	-1.2	-0.3	0.7	0.0	-0.3

See footnotes at end of table.

Table 12. Producer price index percentage changes for the net output of selected industries and their products, not seasonally adjusted — Continued
[September 2023]

Title ¹	Industry code	Product code	Unadjusted 12-month percent change ²	Unadjusted 1-month percent change ²				
			Sept. 2022 to Sept. 2023 ^P	Apr. to May	May to June ^P	June to July ^P	July to Aug. ^P	Aug. to Sept. ^P
Mayonnaise, dressing, and sauce manufacturing - Continued								
Spoon-type salad dressing incl. mayonnaise, sandwich spreads, refrigerated dressings, semisolid.....		311941-75	2.2	-1.9	-0.5	1.9	0.0	0.0
Pourable-type salad dressing (reduced calorie, cheese, vinegar and oil, etc.)....		311941-76	-0.5	0.0	0.0	-1.0	0.0	-0.9
Secondary products and miscellaneous receipts.....		311941-SM						
Miscellaneous receipts.....		311941-M	2.1	0.0	0.0	0.0	0.0	0.0
Secondary products.....		311941-S	12.8	2.6	0.0	-0.6	1.9	0.1
Spice and extract manufacturing.....								
Primary products.....	311942	311942-P	2.1	0.1	0.1	0.0	0.3	-0.2
Table salt (evaporated), pepper (white and black), and other spices.....		311942-1	0.4	0.3	0.3	-0.1	0.3	-0.6
Pepper and other spices in commercial sizes (1 lb or more).....		311942-16	—	0.0	0.6	-0.2	0.0	—
Flavoring extracts, emulsions, liquid flavors, and food colorings.....		311942-6	1.9	0.0	0.0	0.0	0.0	0.0
Dry mix food preparations.....		311942-7	4.2	-0.1	0.0	0.0	0.8	0.0
Secondary products and miscellaneous receipts.....		311942-SM						
All other food mfg.....								
Perishable prepared food manufacturing.....	311991		3.1	4.1	-0.8	-2.7	0.7	1.0
Primary products.....		311991-P	3.9	4.2	-0.9	-2.8	0.7	1.1
Perishable prepared foods.....		311991-0	3.9	4.2	-0.9	-2.8	0.7	1.1
Secondary products and miscellaneous receipts.....		311991-SM						
Miscellaneous receipts.....		311991-M	3.7	1.6	0.0	0.0	0.0	0.0
All other miscellaneous food manufacturing.....								
Primary products.....	311999	311999-P	-23.8	-18.7	-11.0	0.1	0.8	-2.1
All other miscellaneous manufactured foods.....		311999-0	-24.6	-20.2	-11.8	0.1	0.8	-2.2
Secondary products and miscellaneous receipts.....		311999-SM						
Beverage & tobacco mfg.....								
Beverage mfg.....	312		6.4	1.5	0.1	-0.2	0.7	-0.1
Soft drink & ice mfg.....	3121		4.3	1.3	0.1	-0.9	0.5	-0.2
Soft drink manufacturing.....	31211		5.3	2.5	0.6	-1.7	0.9	-0.8
Primary products.....	312111		5.2	2.8	0.9	-1.9	0.5	-0.9
Soft drinks, non-carbonated.....		312111-P	4.7	2.9	0.9	-2.0	0.6	-0.9
Soft drinks, non-carbonated, all other types.....		312111-A	2.6	9.9	1.1	-5.8	1.1	-1.2
Soft drinks, non-carbonated, fruit drinks, cocktails, ades.....		312111-A3	7.2	-0.8	0.8	-0.2	-0.1	0.7
Soft drinks, bottled, canned, glass, plastic, carbonated.....		312111-A4	-3.0	15.7	1.2	-8.4	1.7	-2.2
Soft drinks, bottled, canned, glass, plastic, carbonated.....		312111-2	5.7	0.0	0.9	-0.2	0.4	-0.7
Secondary products and miscellaneous receipts.....		312111-SM						
Miscellaneous receipts.....		312111-M	3.2	6.6	-2.4	-0.4	0.9	-0.3
Secondary products.....		312111-S	4.7	-0.2	-0.9	2.1	-1.7	-0.8
Bottled water manufacturing.....								
Primary products.....	312112	312112-P	5.7	0.8	-0.7	-0.6	3.4	-0.4
Bottled water.....		312112-0	5.8	0.7	-0.7	-0.6	3.4	-0.4
Secondary products and miscellaneous receipts.....		312112-SM						
Secondary products.....		312112-S2	5.0	2.8	0.1	0.0	0.2	0.0
Ice manufacturing.....								
Primary products.....	312113	312113-P	19.0	1.0	0.1	0.8	0.0	0.5
Ice, manufactured (cubed, crushed, etc.), including can or block.....		312113-0	19.5	1.0	0.1	0.8	0.0	0.5
Secondary products and miscellaneous receipts.....		312113-SM						
Miscellaneous receipts.....		312113-M	0.7	0.0	0.0	0.0	0.0	0.0
Breweries.....								
Primary products.....	31212		2.1	0.0	-0.1	-0.1	0.0	0.1
Canned beer and ale case goods.....		312120-P	1.8	0.0	-0.1	-0.1	0.0	0.1
Bottled beer and ale case goods.....		312120-1	2.2	0.0	0.0	0.0	-0.1	0.3
Beer and ale in barrels and kegs.....		312120-5	1.6	0.0	-0.1	-0.3	-0.2	0.0
All other malt beverages and brewing products.....		312120-7	0.8	-0.1	-0.2	0.0	0.0	0.0
Secondary products and miscellaneous receipts.....		312120-9	2.4	0.1	0.1	-0.2	0.3	-0.8
Miscellaneous receipts.....		312120-SM						
		312120-M	-3.9	0.0	0.0	0.0	0.0	0.0
Wineries.....								
Primary products.....	31213		8.3	0.3	0.1	-0.1	0.2	0.7
Wines, brandy, and brandy spirits.....		312130-P	8.3	0.3	0.1	-0.2	0.2	0.7
Wines, white, red, and rose grape, and other fruits, 14 percent or less alcohol...		312130-0	8.3	0.3	0.1	-0.2	0.2	0.7
Wines, white grape, 14 percent or less alcohol content.....		312130-08	4.3	0.3	0.1	-0.3	0.3	0.9
		312130-0811	7.8	0.3	0.0	0.0	0.0	1.8

See footnotes at end of table.

Table 12. Producer price index percentage changes for the net output of selected industries and their products, not seasonally adjusted — Continued
 [September 2023]

Title ¹	Industry code	Product code	Unadjusted 12-month percent change ²	Unadjusted 1-month percent change ²				
			Sept. 2022 to Sept. 2023 ^P	Apr. to May	May to June ^P	June to July ^P	July to Aug. ^P	Aug. to Sept. ^P
Wineries - Continued								
Wines, red grape, 14 percent or less alcohol content		312130-0821	1.6	0.4	0.2	-0.5	0.5	0.0
Wines, rose grape and other fruits and berries, 14 percent or less alcohol.		312130-0831	0.3	0.0	0.0	0.0	0.0	0.0
Wines, dessert, effervescent, and wine coolers.		312130-09	3.5	0.2	0.0	0.0	0.0	-0.2
All other wines, brandy, and brandy spirits.		312130-0B	23.0	0.3	0.5	0.2	0.0	0.0
Secondary products and miscellaneous receipts.		312130-SM						
Miscellaneous receipts.		312130-M	12.9	0.0	0.0	1.9	0.0	0.0
Distilleries.	31214		1.0	0.2	-2.6	-0.4	0.0	0.0
Distilleries.	312140		1.0	0.2	-2.6	-0.4	0.0	0.0
Primary products.		312140-P	1.0	0.2	-2.7	-0.4	0.0	0.0
Distilled liquor, excluding brandy.		312140-2	1.1	0.0	-5.4	-0.9	0.0	0.0
Distilled whiskey, all other distilled liquor, excluding brandy.		312140-22	-3.4	0.0	-5.4	-0.9	0.0	0.0
Bottled liquor, excluding brandy.		312140-5	0.7	0.3	-0.1	0.0	0.0	0.0
Bottled whiskey.		312140-5B	0.7	0.1	-0.1	0.0	0.0	0.0
Bottled gin, vodka, rum, cordials, cocktails, and similiar compounds.		312140-5C	1.1	0.7	0.0	0.0	0.0	0.0
Secondary products and miscellaneous receipts.		312140-SM						
Miscellaneous receipts.		312140-M	7.2	0.0	0.0	0.0	0.0	0.0
Tobacco mfg.	3122		10.2	1.9	0.0	1.0	1.2	0.3
Tobacco manufacturing.	31223		10.2	1.9	0.0	1.0	1.2	0.3
Tobacco manufacturing.	312230		10.2	1.9	0.0	1.0	1.2	0.3
Primary products.		312230-P	10.2	1.9	0.0	1.0	1.2	0.3
Tobacco stemming and redrying.		312230-0	2.8	0.0	0.0	0.0	0.0	0.0
Tobacco, unstemmed leaf, redried before packing.		312230-01	3.5	0.0	-0.1	0.0	0.1	0.0
Tobacco, stemmed.		312230-04	2.0	0.0	0.0	0.0	-0.2	0.0
Cigarettes, excluding electronic.		312230-1	11.2	1.9	0.0	1.1	1.4	0.4
Other tobacco products.		312230-9	5.7	2.3	0.2	0.2	0.0	-0.5
Cigars.		312230-91	7.3	0.2	1.3	1.0	0.0	0.0
Chewing and smoking tobacco.		312230-94	5.5	2.9	0.0	0.0	0.0	-0.6
Secondary products and miscellaneous receipts.		312230-SM						
Textile mills.	313		-3.8	-0.4	-0.1	-0.3	-0.2	0.0
Fiber, yarn, and thread mills.	3131		-12.7	-1.0	0.3	0.3	-0.3	0.3
Fiber, yarn, and thread mills.	31311		-12.7	-1.0	0.3	0.3	-0.3	0.3
Fiber, yarn, and thread mills.	313110		-12.7	-1.0	0.3	0.3	-0.3	0.3
Primary products.		313110-P	-12.7	-1.0	0.3	0.3	-0.3	0.3
Spun yarns.		313110-4	-19.0	-0.2	0.1	0.0	0.1	0.0
Cotton spun yarns.		313110-42	-17.9	-0.2	0.4	0.0	0.0	0.0
Rayon, acetate, and lyocell spun yarns.		313110-45	-3.1	0.0	0.0	0.0	0.0	0.0
Noncellulosic fiber and other natural fiber (excluding cotton and wool) spun yarns.		313110-47	-18.1	-0.9	-0.4	-0.1	1.0	0.0
Other noncellulosic fiber & other natural fiber yarns, spun & finished in the same est.		313110-475	-	-2.8	-1.7	0.0	0.0	0.0
Textured and twisted yarns.		313110-6	-4.6	-2.0	0.4	0.6	-0.6	0.6
Textured/crimped/bulked filament yarns, incl. stretch yarn, made from purchased filament yarn.		313110-6H	-	-1.9	0.6	0.6	-0.6	0.6
Fabric mills.	3132		-0.5	-0.2	-0.2	-0.2	-0.3	-0.1
Broadwoven fabric mills.	31321		2.4	0.0	0.1	-0.4	-0.1	0.1
Broadwoven fabric mills.	313210		2.4	0.0	0.1	-0.4	-0.1	0.1
Primary products.		313210-P	2.2	0.0	0.1	-0.4	-0.1	0.1
Fabricated textile products, made in weaving mills.		313210-W	-8.3	-0.4	0.6	0.0	-2.4	-0.3
Cotton broadwoven fabrics.		313210-4	3.6	0.2	0.0	-1.3	0.1	0.4
Manmade, silk, and other natural fiber (excluding cotton and wool) broadwoven fabrics.		313210-8	0.5	-0.1	0.0	-0.1	0.0	0.0
Greige manmade, silk, and other natural fiber (exc cotton/wool) broadwoven fabrics.		313210-81	0.5	-0.2	0.0	-0.1	-0.1	0.1
Finished manmade, silk, & natural fiber (exc cotton/wool) broadwoven, finished in weaving mills.		313210-83	0.7	0.1	0.1	-0.2	0.2	-0.2
Secondary products and miscellaneous receipts.		313210-SM						
Narrow fabric mills and schiffli embroidery.	31322		0.9	0.8	-0.7	-0.5	0.0	0.0
Narrow fabric mills and schiffli embroidery.	313220		0.9	0.8	-0.7	-0.5	0.0	0.0
Primary products.		313220-P	1.2	0.8	-0.7	-0.5	0.0	0.0
Woven narrow fabrics (12 inches or less in width).		313220-2	-0.1	0.8	-1.2	-0.8	0.0	0.0
Braided narrow fabrics (12 inches or less in width).		313220-4	2.8	0.0	1.1	0.0	0.0	0.0

See footnotes at end of table.

Table 12. Producer price index percentage changes for the net output of selected industries and their products, not seasonally adjusted — Continued
 [September 2023]

Title ¹	Industry code	Product code	Unadjusted 12-month percent change ²	Unadjusted 1-month percent change ²				
			Sept. 2022 to Sept. 2023 ^P	Apr. to May	May to June ^P	June to July ^P	July to Aug. ^P	Aug. to Sept. ^P
Narrow fabric mills and schiffli embroidery - Continued								
Secondary products and miscellaneous receipts.....		313220-SM						
Secondary products.....		313220-S	0.1	0.0	0.0	0.0	0.0	0.0
Nonwoven fabric mills.....	31323		-2.6	-0.4	-0.4	-0.1	-0.5	-0.2
Nonwoven fabric mills.....	313230		-2.6	-0.4	-0.4	-0.1	-0.4	-0.2
Primary products.....		313230-P	-2.7	-0.4	-0.4	-0.1	-0.5	-0.2
Nonwoven fabrics.....		313230-1	-2.7	-0.4	-0.2	-0.1	-0.5	-0.2
Pressed, punched, or needled felts, excluding hats.....		313230-5	-4.1	-1.6	-3.5	-0.8	0.5	-0.5
Secondary products and miscellaneous receipts.....		313230-SM1						
Knit fabric mills.....	31324		1.9	-0.2	0.1	-0.2	0.0	0.1
Knit fabric mills.....	313240		1.9	-0.2	0.1	-0.2	0.0	0.1
Primary products.....		313240-P	2.1	-0.2	0.1	-0.2	0.0	0.1
Weft (circular) knit fabrics.....		313240-2	1.8	-0.6	-0.1	-0.4	0.0	0.2
Weft (circular) knit fabrics, greige goods (excluding hosiery).....		313240-21	-2.0	-0.6	-0.2	-1.3	0.0	0.0
Weft (circular) knit fabrics, knit and finished in the same establishment (excl hosiery).....		313240-23	4.1	-0.6	0.0	0.0	0.0	0.3
Other knit fabrics and laces.....		313240-4	2.3	0.1	0.2	0.0	-0.1	0.0
Warp knit fabrics, greige goods (excluding hosiery).....		313240-41	-0.5	-0.6	0.6	0.0	0.0	0.0
Warp knit fabrics, knit and finished in same establishment.....		313240-43	4.4	0.6	0.0	0.0	-0.2	0.0
Secondary products and miscellaneous receipts.....		313240-SM1						
Textile and fabric finishing mills.....	3133		-2.1	-0.4	-0.1	-0.8	-0.1	-0.2
Textile and fabric finishing mills.....	31331		-4.9	-0.5	-0.6	-1.1	-0.4	-0.6
Textile and fabric finishing mills.....	313310		-4.9	-0.5	-0.6	-1.1	-0.4	-0.6
Primary products.....		313310-P	-5.3	-0.5	-0.6	-1.1	-0.4	-0.6
Textile and fabric finishing, except broadwoven.....		313310-B	-9.6	0.8	-0.2	-1.8	-0.9	0.0
Finished broadwoven fabrics, finished in finishing mills.....		313310-4	-4.5	-1.0	-0.8	-0.8	-0.2	-0.9
Commission finishing of cotton broadwoven fabrics.....		313310-43	6.8	-0.1	0.0	-0.1	-0.2	-0.2
Other finished broadwoven fabrics (excl. cotton and wool), finished in finishing mills.....		313310-45	-20.3	-3.2	-2.7	-2.5	-0.2	-2.3
Other commission finishing of broadwoven fabrics (excl. cotton & wool).....		313310-47	6.8	0.0	0.1	-0.3	-0.3	0.1
Secondary products and miscellaneous receipts.....		313310-SM						
Fabric coating mills.....	31332		4.7	-0.2	0.8	-0.4	0.5	0.8
Fabric coating mills.....	313320		4.7	-0.2	0.8	-0.3	0.5	0.8
Primary products.....		313320-P	4.8	-0.2	0.8	-0.4	0.5	0.8
Vinyl coated fabrics, including expanded vinyl coated.....		313320-1	1.9	-0.4	0.1	0.0	0.7	1.5
Rubber coated fabrics, garments, and footwear.....		313320-4	6.3	-0.3	0.0	0.0	2.1	0.0
Coated or laminated fabrics and coated yarns, incl. impregnated fabrics.....		313320-5	5.8	-0.1	1.3	-0.5	0.3	0.7
Secondary products and miscellaneous receipts.....		313320-SM						
Secondary products.....		313320-S	1.4	0.1	-0.1	-0.3	-0.8	-0.6
Textile product mills.....	314		2.5	-0.1	-0.1	0.1	0.7	0.1
Textile furnishings mills.....	3141		2.0	-0.1	-0.4	-0.1	1.2	0.0
Carpet and rug mills.....	31411		1.5	-0.2	-0.5	-0.1	1.6	0.0
Carpet and rug mills.....	314110		1.5	-0.2	-0.5	-0.1	1.6	0.0
Primary products.....		314110-P	1.2	-0.2	-0.5	-0.1	1.6	0.0
Carpet and rugs.....		314110-0	1.2	-0.2	-0.5	-0.1	1.6	0.0
Secondary products and miscellaneous receipts.....		314110-SM						
Curtain and linen mills.....	31412		2.9	0.0	0.1	0.0	0.0	0.0
Curtain and linen mills.....	314120		2.9	0.0	0.1	0.0	0.0	0.0
Primary products.....		314120-P	2.8	0.0	0.1	0.0	0.0	0.0
Curtains and draperies, made from purchased materials.....		314120-1	7.0	0.0	0.0	0.7	0.0	0.0
Other household textile products, made from purchased materials.....		314120-8	1.6	0.0	0.1	-0.4	0.0	0.0
Bedspreads, made from purchased materials.....		314120-83	0.0	0.0	0.0	0.0	0.0	0.0
Other household furnishings, made from purchased materials.....		314120-89	1.9	0.0	0.1	-0.5	0.0	0.0
Secondary products and miscellaneous receipts.....		314120-SM						
Miscellaneous receipts.....		314120-M	5.0	0.0	0.0	0.6	0.0	0.0
Secondary products.....		314120-S	2.6	0.0	-1.2	0.0	0.0	0.0
Other textile product mills.....	3149		3.2	-0.1	0.2	0.4	0.1	0.3
Textile bag and canvas mills.....	31491		2.7	0.0	0.0	1.3	0.0	0.0
Textile bag and canvas mills.....	314910		2.7	0.0	0.0	1.3	0.0	0.0

See footnotes at end of table.

Table 12. Producer price index percentage changes for the net output of selected industries and their products, not seasonally adjusted — Continued
[September 2023]

Title ¹	Industry code	Product code	Unadjusted 12-month percent change ²	Unadjusted 1-month percent change ²				
				Sept. 2022 to Sept. 2023 ^P	Apr. to May	May to June ^P	June to July ^P	July to Aug. ^P
Textile bag and canvas mills - Continued								
Primary products.....		314910-P	2.7	0.0	0.0	1.5	0.0	0.0
Textile bags.....		314910-1	—	0.0	0.0	0.0	—	—
Canvas and related products.....		314910-5	2.3	0.0	0.0	1.7	0.0	0.0
Secondary products and miscellaneous receipts.....		314910-SM						
Miscellaneous receipts.....		314910-M	0.0	0.0	0.0	0.0	0.0	0.0
Secondary products.....		314910-S	2.6	0.0	0.1	0.0	0.0	0.0
All other textile product mills.....	31499		3.5	-0.2	0.3	-0.1	0.1	0.5
Rope, twine, tire cord, and tire fabric mills.....	314994		-5.4	-1.0	0.1	-0.6	0.6	0.0
Primary products.....		314994-P	-5.9	-1.0	0.1	-0.7	0.6	0.0
Rope, cordage, and twine.....		314994-4	4.8	0.2	0.2	0.2	0.8	-0.1
Tire cord and tire fabrics.....		314994-7	-13.7	-2.0	0.0	-1.4	0.4	0.0
Secondary products and miscellaneous receipts.....		314994-SM						
Miscellaneous receipts.....		314994-M	7.5	0.2	0.3	0.0	-0.1	-0.6
All other miscellaneous textile product mills.....	314999		6.7	0.1	0.3	0.1	0.0	0.7
Primary products.....		314999-P	7.0	0.1	0.4	0.0	0.0	0.5
Embroideries (excluding Schiffli machine products) and embroidery contractors.....		314999-6	3.1	0.6	0.0	0.0	0.0	0.6
Trimmings and findings, excluding automobile and apparel.....		314999-7	7.0	0.0	0.0	0.0	0.0	0.0
All other miscellaneous fabricated textile products.....		314999-8	8.0	0.1	0.5	0.0	0.0	0.3
Secondary products and miscellaneous receipts.....		314999-SM						
Miscellaneous receipts.....		314999-M	8.5	0.0	0.0	0.5	0.0	2.5
Secondary products.....		314999-S	1.1	0.0	0.0	0.0	-0.2	0.3
Apparel manufacturing.....	315		2.4	0.4	0.1	0.1	0.0	0.3
Apparel knitting mills.....	3151		1.5	0.0	0.0	0.7	0.0	0.0
Apparel Knitting Mills.....	31512		—	0.0	0.0	0.7	0.0	0.0
Apparel knitting mills.....	315120		—	0.0	0.0	0.7	0.0	0.0
Primary products.....		315120-P	—	0.0	0.0	0.7	0.0	0.0
Hosiery and socks.....		315120-1	0.7	0.0	0.0	0.9	0.0	0.0
Hosiery and socks.....		315120-10	0.7	0.0	0.0	0.9	0.0	0.0
Other apparel knitting mills.....		315120-2	—	0.0	0.0	0.0	—	—
Secondary products and miscellaneous receipts.....		315120-SM						
Cut and sew apparel manufacturing.....	3152		2.3	0.5	0.0	0.0	0.0	0.1
Cut and sew apparel contractors.....	31521		7.1	0.0	0.0	0.0	0.0	0.0
Cut and sew apparel contractors.....	315210		7.1	0.0	0.0	0.0	0.0	0.0
Primary products.....		315210-P	7.4	0.0	0.0	0.0	0.0	0.0
Contract receipts for men's and boys' (including unisex) apparel.....		315210-4	8.0	0.0	0.0	0.0	0.0	0.0
Contract receipts for men's and boys' pants, work apparel, and other outerwear.....		315210-48	9.8	0.0	0.0	0.0	0.0	0.0
Secondary products and miscellaneous receipts.....		315210-SM						
Cut and sew apparel manufacturing (except contractors).....	31525		—	0.7	0.0	0.0	0.0	0.1
Cut and sew apparel manufacturing (except contractors).....	315250		—	0.7	0.0	0.0	0.0	0.1
Primary products.....		315250-P	—	0.7	0.0	0.0	0.0	0.1
Men's and boys' cut and sew apparel manufacturing.....		315250-1	3.5	2.3	0.0	-0.3	0.1	0.0
Men's and boys' nightwear, robes, and underwear, made from purchased fabrics.....		315250-11	0.0	0.0	0.0	0.0	0.0	0.0
Men's and boys' suits, coats, and overcoats, made from purchased fabrics.....		315250-12	—	4.9	0.0	0.0	0.0	0.0
Men's and boys' shirts, except work shirts, made from purchased fabrics.....		315250-13	4.3	0.0	0.0	0.0	0.3	0.0
Men's and boys' pants, except work pants, made from purchased fabrics.....		315250-14	—	0.0	—	—	—	—
Men's and boys' work clothing, made from purchased fabrics.....		315250-15	3.1	1.9	0.0	-0.1	0.0	0.0
Men's and boys' other outerwear, made from purchased fabrics.....		315250-16	3.7	0.0	0.0	0.2	0.0	0.1
Women's, girls', and infants' cut and sew apparel manufacturing.....		315250-2	-1.4	0.1	0.1	0.1	0.0	0.1
Women's and girls' lingerie and nightwear, made from purchased fabrics.....		315250-21	0.8	0.8	0.0	0.0	0.0	0.0
Women's and girls' blouses and shirts, made from purchased fabrics.....		315250-22	0.1	0.0	0.0	0.1	0.0	0.0
Women's and girls' dresses, made from purchased fabrics.....		315250-23	-4.0	0.0	0.0	0.2	0.0	0.0
Women's and girls' suits, coats, and skirts, made from purchased fabrics.....		315250-24	-3.2	0.1	0.9	0.7	0.0	0.0
Women's and girls' other outerwear, made from purchased fabrics.....		315250-25	0.7	0.4	0.1	0.0	0.0	0.3
Other cut and sew apparel manufacturing.....		315250-3	—	0.0	0.0	-0.1	0.0	0.5
Fur and leather apparel, made from purchased materials.....		315250-31	5.6	0.0	0.0	-0.5	0.0	2.4
All other cut and sew apparel, made from purchased materials.....		315250-32	3.2	0.0	0.0	0.0	0.0	0.2
Secondary products and miscellaneous receipts.....		315250-SM						
Miscellaneous receipts.....		315250-M	—	0.6	0.0	2.5	0.0	0.6
Secondary products.....		315250-S	1.0	0.0	0.1	0.1	0.2	0.3

See footnotes at end of table.

Table 12. Producer price index percentage changes for the net output of selected industries and their products, not seasonally adjusted — Continued
 [September 2023]

Title ¹	Industry code	Product code	Unadjusted 12-month percent change ²	Unadjusted 1-month percent change ²				
				Sept. 2022 to Sept. 2023 ^P	Apr. to May	May to June ^P	June to July ^P	July to Aug. ^P
Accessories and other apparel manufacturing	3159		3.8	0.1	1.1	0.0	0.0	1.9
Accessories and other apparel manufacturing	31599		3.8	0.1	1.1	0.0	0.0	1.9
Accessories and other apparel manufacturing	315990		3.8	0.1	1.1	0.0	0.0	1.9
Primary products		315990-P	4.0	0.1	1.2	0.0	0.0	2.1
All other accessories and apparel		315990-B	2.3	0.0	2.0	0.0	0.0	0.0
Leather belts, made from purchased materials		315990-BC	–	0.0	0.0	0.0	0.0	–
All other apparel accessories, made from purchased materials		315990-BE	2.7	0.0	2.4	0.0	0.0	0.0
Hats, caps, and millinery products		315990-4	5.8	0.2	0.0	0.0	0.0	5.3
Men's and boys' fabric, straw, and felt hats, made from purchased materials		315990-41	6.4	0.0	0.0	0.0	0.0	6.4
Women's, girls', and infants' fabric, straw, and felt hats, made from purchased materials		315990-43	0.0	0.0	0.0	0.0	0.0	0.0
Hat bodies and fabric caps, made from purchased materials		315990-45	4.7	1.5	0.0	0.0	0.0	0.0
Gloves and mittens, made from purchased materials		315990-7	4.6	0.0	1.9	0.0	0.0	0.0
Secondary products and miscellaneous receipts		315990-SM						
Miscellaneous receipts		315990-M	0.3	0.0	0.0	0.0	0.0	0.0
Secondary products		315990-S	2.6	0.0	0.1	0.0	0.0	0.0
Leather and allied product manufacturing	316		2.4	0.0	0.0	1.4	0.1	0.0
Leather and hide tanning and finishing	3161		-1.0	-0.2	-0.2	0.0	0.5	-0.1
Leather and hide tanning and finishing	31611		-1.0	-0.2	-0.2	0.0	0.5	-0.1
Leather and hide tanning and finishing	316110		-1.0	-0.2	-0.2	0.0	0.5	-0.1
Primary products		316110-P	-1.2	-0.2	-0.2	0.0	0.5	-0.1
Finished and unfinished leather		316110-1	-1.7	-0.3	-0.3	0.0	0.5	-0.1
Tanning or finishing leather owned by others, and furs, dressed and dyed or bleached		316110-2	2.2	0.6	0.0	0.0	0.7	0.0
Contract and commission receipts for tanning or finishing leather owned by others		316110-21	1.1	0.0	0.0	0.0	0.0	0.0
Secondary products and miscellaneous receipts		316110-SM						
Footwear manufacturing	3162		1.7	0.0	0.0	0.1	0.0	0.0
Footwear manufacturing	31621		1.7	0.0	0.0	0.1	0.0	0.0
Footwear manufacturing	316210		1.7	0.0	0.0	0.1	0.0	0.0
Primary products		316210-P	1.7	0.0	0.0	0.1	0.0	0.0
Rubber and plastics footwear, including athletic footwear		316210-1	-0.2	0.4	0.0	0.1	0.0	0.0
Men's footwear (size 6 and larger), excluding athletic		316210-2	2.9	0.0	0.0	0.1	0.0	0.0
Women's footwear (size 4 and larger), excluding athletic		316210-5	1.3	0.0	0.0	0.3	0.0	0.0
Secondary products and miscellaneous receipts		316210-SM						
Miscellaneous receipts		316210-M	2.0	0.0	0.1	0.0	0.0	0.0
Other leather product manufacturing	3169		5.6	0.1	0.1	3.8	0.0	0.0
Other leather product manufacturing	31699		5.6	0.1	0.1	3.8	0.0	0.0
Other leather and allied product manufacturing	316990		–	0.1	0.1	3.8	0.0	0.0
Primary products		316990-P	–	0.1	0.1	3.9	0.0	0.0
Women's and children's handbags and purses		316990-1	0.6	0.0	0.1	0.0	0.0	0.0
All other leather goods and allied products		316990-2	7.2	0.1	0.1	5.0	0.0	0.0
Luggage (including suitcases, travel bags, backpacks, and other types)		316990-21	13.5	0.3	0.4	12.1	0.0	0.0
Personal leather goods (excluding women's handbags and purses)		316990-22	1.2	0.2	0.0	0.0	0.0	0.0
Boot and shoe cut stock and findings		316990-24	3.6	0.0	2.0	0.0	0.0	0.0
All other miscellaneous leather goods		316990-25	3.1	0.0	-0.4	0.6	0.0	0.0
Secondary products and miscellaneous receipts		316990-SM						
Miscellaneous receipts		316990-M	2.6	0.0	0.0	0.0	0.0	0.0
Wood product manufacturing	321		-6.7	0.2	-0.4	0.8	0.1	-0.3
Sawmills and wood preservation	3211		-10.4	0.5	-1.5	2.1	-2.8	-1.0
Sawmills and wood preservation	32111		-10.4	0.5	-1.5	2.1	-2.8	-1.0
Sawmills	321113		-12.8	0.7	-1.6	2.4	-3.5	-0.8
Primary products		321113-P	-13.6	0.9	-1.6	2.6	-3.7	-0.9
Hardwood lumber, made in sawmills		321113-1	-21.3	2.0	-3.2	-1.8	-2.6	1.5
Softwood lumber, made in sawmills		321113-3	-15.7	0.5	-1.4	5.1	-5.0	-2.0
Softwood dressed lumber, less than 2 inches in nominal thickness, not edge worked		321113-32	-30.7	-2.4	-6.9	-5.1	-4.9	-5.1
Softwood dressed 2-inch lumber, 2 inches in nominal thickness only, not edge worked		321113-33	-16.0	1.0	-0.2	11.1	-7.3	-1.8
Softwood dressed lumber and timbers, more than 2 inches in nominal thickness, not edge worked		321113-34	-19.1	2.6	-4.5	-1.9	2.7	-5.3

See footnotes at end of table.

Table 12. Producer price index percentage changes for the net output of selected industries and their products, not seasonally adjusted — Continued
 [September 2023]

Title ¹	Industry code	Product code	Unadjusted 12-month percent change ²	Unadjusted 1-month percent change ²				
				Sept. 2022 to Sept. 2023 ^P	Apr. to May	May to June ^P	June to July ^P	July to Aug. ^P
Sawmills - Continued								
Wood chips, excluding field chips.....		321113-5	0.9	0.3	0.5	-0.6	-0.8	0.3
Wood ties, siding, shingles, and shakes, and contract sawing of logs owned by others.....		321113-7	13.4	1.4	0.0	1.2	6.6	0.0
Secondary products and miscellaneous receipts.....		321113-SM						
Wood preservation.....	321114		-0.5	-0.2	-1.1	1.0	-0.7	-1.6
Primary products.....		321114-P	1.4	-0.3	-1.1	1.1	-0.2	-1.3
Wood poles, piles, and posts owned and treated by the same establishment.....		321114-1	4.8	0.6	-1.6	0.9	0.9	-2.7
Other wood products owned and treated by the same establishment.....		321114-5	-0.9	-1.5	-0.6	1.5	-1.6	0.4
Receipts for treating wood owned by others w/ arsenical chemicals, creosote, & other chemicals.....		321114-9	0.3	0.0	-0.5	0.2	0.2	0.0
Secondary products and miscellaneous receipts.....		321114-SM						
Plywood and engineered wood product mfg.....	3212		-7.4	1.1	0.0	2.5	3.9	0.2
Plywood and engineered wood product mfg.....	32121		-7.4	1.1	0.0	2.5	3.9	0.2
Hardwood veneer and plywood manufacturing.....	321211		-5.3	-1.5	0.3	-0.3	-0.3	-1.2
Primary products.....		321211-P	-5.6	-1.6	0.4	-0.3	0.0	-1.3
Hardwood veneer, including veneer backed with paper, cloth, or other flexible material.....		321211-1	-1.2	-3.5	0.8	0.2	-0.1	-0.1
Hardwood plywood.....		321211-4	-12.1	0.4	-0.7	-1.1	0.4	-2.4
Hardwood veneered panels, including two-ply veneers.....		321211-7	-5.3	0.2	1.3	0.0	-0.3	-2.4
Secondary products and miscellaneous receipts.....		321211-SM						
Softwood veneer and plywood manufacturing.....	321212		-17.7	-1.0	-1.5	-1.2	1.2	0.9
Primary products.....		321212-P	-18.7	-0.3	-1.7	-1.2	2.6	1.1
Softwood veneer, incl. veneer backed w/ paper, cloth, or other flexible material.....		321212-1	-23.4	-0.2	-0.4	0.4	1.8	1.7
Softwood plywood products: rough, sanded, and specialties.....		321212-4	-16.5	-0.4	-2.4	-2.0	3.0	0.7
Secondary products and miscellaneous receipts.....		321212-SM						
Secondary products.....		321212-S	-24.0	-7.5	0.0	-1.8	-12.6	-1.2
Engineered wood member manufacturing.....	321215		-	-1.0	-1.5	1.6	-2.2	0.5
Primary products.....		321215-P	-	-1.0	-0.8	0.2	-1.4	0.7
Engineered wood members (excluding trusses).....		321215-1	-12.5	-0.8	-0.3	-0.3	-2.9	-0.3
Laminated veneer lumber.....		321215-11	-	-2.3	-	-	-	-
Other engineered structural wood members, excluding trusses & laminated veneer lumber.....		321215-12	-12.3	0.0	-0.1	-0.1	-1.6	0.0
Wood trusses.....		321215-2	-19.0	-1.1	-1.0	0.4	-0.8	1.1
Secondary products and miscellaneous receipts.....		321215-SM						
Reconstituted wood product manufacturing.....	321219		10.5	5.7	2.4	6.1	13.1	0.0
Primary products.....		321219-P	11.7	6.1	2.5	6.3	13.6	0.0
Hardboard products.....		321219-B	2.0	-0.6	0.0	0.0	0.0	0.0
Particleboard made from particleboard produced at the same location.....		321219-1	-10.7	-1.2	0.7	0.2	-1.9	0.0
Secondary products and miscellaneous receipts.....		321219-SM						
Other wood product manufacturing.....	3219		-5.1	-0.3	-0.2	-0.4	-0.7	-0.3
Millwork.....	32191		-4.2	-0.5	0.1	-0.4	-1.1	-0.3
Wood window and door manufacturing.....	321911		-1.5	-0.4	-0.1	-0.5	-1.8	0.3
Primary products.....		321911-P	-1.7	-0.4	-0.1	-0.6	-1.9	0.3
Wood window units.....		321911-1	4.5	0.0	0.0	0.0	0.0	0.0
Double hung wood window units.....		321911-11	4.3	0.0	0.0	0.0	0.0	0.0
Casement wood window units.....		321911-12	4.8	0.0	0.0	0.0	0.0	0.0
All other wood window units, including horizontal sliding, awning and single hung.....		321911-13	4.4	0.0	0.0	0.0	0.0	0.0
Wood sash, excluding sash shipped in window units.....		321911-3	4.6	0.0	0.0	0.0	0.0	0.0
Wood window & door frames, incl. door frames in door units, excl. window frames in window units.....		321911-5	-27.7	-2.1	-0.6	-3.6	-10.9	1.4
Wood panel, flush, & molded face doors, interior & exterior, incl. doors with glazed sections.....		321911-7	5.1	-0.2	0.0	0.1	-0.5	0.2
Other wood doors, incl. garage, patio, bifold, cabinet, screen, storm and louver.....		321911-9	2.5	0.1	0.0	-0.1	0.0	0.0
Secondary products and miscellaneous receipts.....		321911-SM						
Secondary products.....		321911-S	-2.5	-1.1	-0.9	0.0	0.0	0.9
Cut stock, resawing lumber, and planing.....	321912		-10.5	-1.6	-0.2	0.0	-1.5	0.3
Primary products.....		321912-P	-10.8	-1.9	0.0	0.0	-1.8	0.3
Softwood lumber, made from purchased lumber.....		321912-3	-7.2	0.5	-0.1	1.2	-0.4	0.4
Hardwood cut stock and dimension.....		321912-6	-7.5	-0.2	0.2	-0.2	-0.1	0.0
Softwood cut stock and dimension.....		321912-8	-18.9	-8.5	-1.2	0.4	-3.6	-0.3
Sawn wood fence stock, wood lath, and contract resawing and planing.....		321912-9	0.0	0.0	0.0	0.0	0.0	0.0

See footnotes at end of table.

Table 12. Producer price index percentage changes for the net output of selected industries and their products, not seasonally adjusted — Continued
 [September 2023]

Title ¹	Industry code	Product code	Unadjusted 12-month percent change ²	Unadjusted 1-month percent change ²					
				Sept. 2022 to Sept. 2023 ^P	Apr. to May	May to June ^P	June to July ^P	July to Aug. ^P	Aug. to Sept. ^P
Cut stock, resawing lumber, and planing - Continued									
Secondary products and miscellaneous receipts.....		321912-SM							
Other millwork, including flooring.....	321918		-2.0	0.2	0.6	-0.3	0.2	-1.5	
Primary products.....		321918-P	-1.7	0.2	0.1	-0.2	-0.1	-0.7	
Wood moldings.....		321918-2	-3.2	0.4	0.0	-0.9	0.1	-0.3	
Other wood millwork products, including stairwork, exterior millwork, and softwood flooring.....		321918-5	-7.2	0.2	0.0	0.0	0.0	-1.7	
Hardwood flooring.....		321918-7	2.3	0.0	0.5	0.1	-0.5	0.3	
Hardwood flooring, other than oak and maple.....		321918-72	0.1	0.0	0.0	0.0	0.0	0.0	
Oak and maple hardwood flooring.....		321918-73	2.6	-0.1	0.5	0.1	-0.5	0.3	
Secondary products and miscellaneous receipts.....		321918-SM							
Miscellaneous receipts.....		321918-M	6.7	0.4	-	-	-	-	
Secondary products.....		321918-S	-4.5	0.2	-1.2	-1.8	1.3	-0.1	
Wood container and pallet manufacturing.....	32192		-12.9	-1.1	-1.3	-1.2	-1.0	-0.5	
Wood container and pallet manufacturing.....	321920		-12.9	-1.1	-1.3	-1.2	-1.0	-0.5	
Primary products.....		321920-P	-13.0	-0.9	-1.4	-1.2	-0.9	-0.6	
Nailed and lock-corner wood boxes.....		321920-1	-1.4	0.0	0.0	0.0	0.0	0.0	
Wood box and crate shook.....		321920-3	-13.3	-1.1	0.0	0.4	0.0	-0.6	
Wood pallets and pallet containers, wood and metal combination.....		321920-5	-12.9	-0.9	-1.5	-1.4	-1.1	-0.6	
Other wood container parts and wood containers.....		321920-7	-12.8	0.0	0.0	0.0	0.0	0.0	
Secondary products and miscellaneous receipts.....		321920-SM							
Miscellaneous receipts.....		321920-M	-37.0	-11.3	-2.3	-2.6	-11.7	-0.6	
Secondary products.....		321920-S	-5.0	-4.2	0.7	0.4	-0.9	1.1	
All other wood product manufacturing.....	32199		-1.3	0.7	0.1	0.2	0.1	-0.1	
Manufactured home, mobile home, manufacturing.....	321991		-2.6	0.4	0.2	0.0	0.0	0.1	
Primary products.....		321991-P	-2.6	0.4	0.2	0.0	0.0	0.1	
Manufactured homes (mobile homes), all width sizes (incl. multisection).....		321991-1	-2.6	0.4	0.2	0.0	0.0	0.1	
Secondary products and miscellaneous receipts.....		321991-SM							
Prefabricated wood building manufacturing.....	321992		-1.1	0.2	0.3	-0.5	0.2	-0.4	
Primary products.....		321992-P	-2.7	0.2	0.3	-0.5	0.1	-0.3	
Prefabricated stationary wood buildings, components (not sold as complete units).....		321992-1	4.2	-0.7	-0.2	0.0	0.0	0.0	
Prefabricated stationary wood buildings, shipped in panel form (complete units) ...		321992-5	-5.4	0.3	0.0	0.1	0.2	-0.9	
Prefabricated stationary wood buildings, precut packages (complete units).....		321992-6	1.5	0.4	1.3	0.0	0.2	0.1	
Prefabricated stationary wood buildings, shipped in three-dimensional assemblies.....		321992-7	-2.4	0.1	0.0	-1.6	0.0	0.0	
Prefabricated stationary wood buildings, three-dimensional assemblies, residential.....		321992-71	-2.1	0.1	0.0	-1.8	0.0	0.0	
Prefabricated stationary wood buildings, three-dimensional assemblies, nonresidential.....		321992-72	-7.6	0.0	0.0	0.0	0.0	0.0	
Secondary products and miscellaneous receipts.....		321992-SM							
Miscellaneous receipts.....		321992-M	9.3	0.2	-0.5	1.6	5.0	-3.4	
Secondary products.....		321992-S	-	0.0	0.0	0.0	0.0	0.0	
Miscellaneous wood product manufacturing.....	321999		0.1	1.3	-0.1	0.8	0.2	-0.1	
Primary products.....		321999-P	-0.9	0.8	-0.1	0.5	0.0	0.0	
All other miscellaneous wood products.....		321999-0	-0.9	0.8	-0.1	0.5	0.0	0.0	
Secondary products and miscellaneous receipts.....		321999-SM							
Paper manufacturing.....	322		-1.7	-0.4	-0.5	-0.5	-0.5	-0.3	
Pulp, paper & paperboard mills.....	3221		-3.9	-1.8	-0.6	-1.3	-0.5	-0.6	
Pulp mills.....	32211		-33.7	-5.7	-12.2	2.8	-2.3	-16.7	
Pulp mills.....	322110		-33.7	-5.7	-12.2	2.8	-2.3	-16.7	
Primary products.....		322110-P	-33.7	-5.7	-12.2	2.8	-2.3	-16.7	
Special alpha and dissolving wood pulp, incl. sulfite and sulfate and other wood pulp.....		322110-6	-38.2	-6.6	-14.2	4.2	-2.7	-19.6	
All other miscellaneous pulp, other than wood, and pulp mill by-products, incl. turpentine.....		322110-9	-1.5	0.0	0.8	-4.6	0.0	0.0	
Paper mills.....	32212		2.0	-0.3	-0.3	-0.9	-0.3	-0.2	
Paper mills.....	322120		1.8	-0.3	-0.4	-0.9	-0.3	-0.2	
Primary products.....		322120-P	2.6	0.1	-0.6	-0.7	-0.2	0.1	
Bleached bristol, clay-coated, uncoated, and industrial converted paper.....		322120-1	1.9	0.0	-0.7	-1.7	0.1	0.6	
Construction paper.....		322120-2	-	-1.8	-0.9	0.0	-1.1	0.0	
Sanitary tissue paper products, made in paper mills.....		322120-4	6.1	0.6	-0.3	-0.2	-0.2	0.0	
Newsprint and uncoated ground-wood paper.....		322120-5	-2.3	0.7	-3.7	-1.2	0.0	-1.5	

See footnotes at end of table.

Table 12. Producer price index percentage changes for the net output of selected industries and their products, not seasonally adjusted — Continued
 [September 2023]

Title ¹	Industry code	Product code	Unadjusted 12-month percent change ²	Unadjusted 1-month percent change ²				
				Sept. 2022 to Sept. 2023 ^P	Apr. to May	May to June ^P	June to July ^P	July to Aug. ^P
Paper mills - Continued								
Secondary products and miscellaneous receipts.....		322120-SM						
Paperboard mills.....	32213		-6.3	-2.8	0.5	-2.2	-0.4	0.9
Paperboard mills.....	322130		-6.3	-2.8	0.5	-2.2	-0.4	0.9
Primary products.....		322130-P	-5.7	-2.9	0.8	-2.1	-0.6	0.9
Bleached packaging and industrial converting paperboard.....		322130-B	0.8	0.0	0.0	0.0	-2.0	0.0
Unbleached kraft packaging and industrial converting paperboard.....		322130-1	-5.1	-5.6	2.9	-3.2	-0.2	2.2
Recycled paperboard.....		322130-7	-11.5	0.0	-2.2	-1.7	-0.2	-0.8
Secondary products and miscellaneous receipts.....		322130-SM						
Converted paper product mfg.....	3222		-0.9	0.1	-0.3	-0.2	-0.5	0.0
Paper container mfg.....	32221		-2.9	0.3	-0.7	-0.4	-0.4	-0.1
Corrugated and solid fiber box manufacturing.....	322211		-6.5	-0.2	-1.0	-0.6	-0.7	0.0
Primary products.....		322211-P	-6.8	-0.2	-1.0	-0.6	-0.7	0.0
Corrugated and solid fiber boxes, including pallets.....		322211-0	-6.8	-0.2	-1.0	-0.6	-0.7	0.0
Corrugated shipping containers for food and beverages and carryout boxes for retail food.....		322211-01	-5.9	0.0	-0.2	-0.4	-1.5	-0.1
Corrugated shipping containers for paper and allied products.....		322211-02	-16.1	-0.5	-8.8	-0.7	-2.1	-0.1
Corrugated shipping containers for metal and electrical machinery.....		322211-03	-3.7	0.0	-0.2	-0.5	0.0	-0.1
Corrugated shipping containers for all other end uses.....		322211-04	-4.4	0.0	-0.8	-0.3	-0.1	0.0
Corrugated paperboard in sheets and rolls, lined and unlined.....		322211-05	-9.7	-0.8	1.5	-1.3	0.0	0.0
Other corrugated and solid fiber products, including containers, pallets, pads, etc.....		322211-09	-2.9	-0.4	-0.1	-0.3	-0.5	0.0
Secondary products and miscellaneous receipts.....		322211-SM						
Miscellaneous receipts.....		322211-M	-2.2	0.6	-4.4	-0.1	0.1	-0.2
Secondary products.....		322211-S	2.7	1.7	-0.5	0.0	0.7	0.0
Folding paperboard box manufacturing.....	322212		6.7	1.8	0.0	-0.1	0.1	-0.5
Primary products.....		322212-P	6.7	1.9	0.0	-0.1	0.1	-0.5
Folding paperboard boxes, packaging, and packaging components.....		322212-0	6.7	1.9	0.0	-0.1	0.1	-0.5
Secondary products and miscellaneous receipts.....		322212-SM						
Other paperboard container manufacturing.....	322219		1.7	0.8	0.0	0.1	0.2	0.1
Primary products.....		322219-P	1.8	0.8	0.0	0.1	0.2	0.1
Setup (rigid) paperboard boxes.....		322219-1	14.8	0.6	0.7	0.0	0.0	0.0
Paperboard fiber drums with ends of any material.....		322219-7	-1.3	0.3	0.1	0.0	2.5	-0.1
Fiber cans, tubes, and similar fiber products.....		322219-8	4.5	0.3	0.0	0.6	0.1	0.3
Fiber cans, all fiber and composite.....		322219-81	6.9	0.6	0.1	1.0	0.2	0.5
Fiber cores and tubes.....		322219-82	-0.1	-0.1	-0.2	0.0	0.0	0.0
Paperboard cones, reels, spools, bobbins, blocks, and all vulcanized fiber products.....		322219-83	8.5	0.0	0.0	0.0	0.0	0.0
Secondary products and miscellaneous receipts.....		322219-SM						
Paper bag and coated and treated paper mfg.....	32222		1.2	-0.2	0.2	-0.1	-0.6	0.1
Paper bag and coated and treated paper manufacturing.....	322220		1.2	-0.2	0.2	-0.1	-0.6	0.1
Primary products.....		322220-P	2.0	-0.2	0.2	-0.1	-0.6	0.1
Specialty bags, pouches, and liners, multiweb laminations and foil, except film-film.....		322220-C	5.1	0.0	0.2	-0.2	-0.1	0.1
Uncoated single-web paper grocers' bags and sacks and variety and shopping bags.....		322220-D	16.2	1.7	0.0	0.2	0.0	0.0
Laminated aluminum foil rolls and sheets for flexible packaging uses.....		322220-F	13.1	0.0	0.0	0.7	-0.1	-0.3
Pasted, lined, laminated, or surface-coated paperboard.....		322220-G	-3.3	0.0	0.0	0.0	0.0	-1.4
Single-web paper, rolls and sheets, including waxed, for flexible packaging uses...		322220-H	5.1	0.0	0.0	0.0	0.0	0.0
Multiweb laminated rolls and sheets, except foil, for flexible packaging uses.....		322220-J	-4.7	-4.4	-0.1	-1.7	0.0	0.0
Printing paper, coated at establishments other than where paper was produced. ...		322220-K	-	0.0	-	-	-	-
Pressure-sensitive products.....		322220-N	0.3	0.4	0.3	-0.6	0.1	-0.2
Wallcoverings.....		322220-7	1.7	0.0	0.4	0.0	0.0	0.0
Converted foil for nonpackaging applications.....		322220-8	-1.8	0.0	0.0	0.0	0.0	0.0
Other coated and processed papers, except for packaging uses.....		322220-9	5.8	-1.6	0.2	1.6	-1.1	3.3
Secondary products and miscellaneous receipts.....		322220-SM						
Miscellaneous receipts.....		322220-M	-7.9	0.0	3.0	0.0	3.6	0.0
Stationery product mfg.....	32223		3.2	-1.0	-0.1	0.4	-0.8	0.6
Stationery product manufacturing.....	322230		3.2	-1.0	-0.1	0.4	-0.8	0.6
Primary products.....		322230-P	2.9	-1.0	-0.1	0.4	-0.8	0.7
Die-cut paper and paperboard office supplies.....		322230-4	8.5	0.0	0.0	0.0	0.0	0.0
Envelopes, commercial, all types and materials.....		322230-5	-2.3	0.0	-0.9	0.2	-0.2	-0.1
Tablets, pads and related products.....		322230-9	9.0	0.0	0.8	0.0	0.0	0.1

See footnotes at end of table.

Table 12. Producer price index percentage changes for the net output of selected industries and their products, not seasonally adjusted — Continued
 [September 2023]

Title ¹	Industry code	Product code	Unadjusted 12-month percent change ²	Unadjusted 1-month percent change ²				
				Sept. 2022 to Sept. 2023 ^P	Apr. to May	May to June ^P	June to July ^P	July to Aug. ^P
Stationery product manufacturing - Continued								
Secondary products and miscellaneous receipts.....		322230-SM						
Miscellaneous receipts.....		322230-M	5.9	-2.1	-0.3	-0.5	1.9	-0.4
Other converted paper product mfg.	32229		2.7	-0.2	0.8	0.2	-0.7	-0.1
Sanitary paper product manufacturing.....	322291		3.9	0.0	1.1	0.3	-0.7	0.3
Primary products.....		322291-P	4.7	0.1	1.1	0.3	-0.7	0.3
Disposable diapers and similar disposable products, made from purchased sanitary paper stock.....		322291-2	2.4	0.0	0.0	0.0	0.0	0.0
Sanitary tissue paper products, made from purchased sanitary paper stock or wadding.....		322291-5	7.1	0.1	2.1	0.6	-1.2	0.5
Secondary products and miscellaneous receipts.....		322291-SM						
Miscellaneous receipts.....		322291-M	-16.4	-10.7	13.9	15.4	-15.3	-2.5
All other converted paper product mfg.....	322299		0.0	-0.7	0.0	-0.1	-0.7	-0.9
Primary products.....		322299-P	0.9	-0.6	0.0	-0.1	-0.6	-1.1
Molded pulp goods, including egg cartons, florist pots, food trays, etc.....		322299-1	-0.3	-0.6	0.2	-0.8	0.1	-3.4
Miscellaneous converted paper and paperboard products.....		322299-3	1.5	-0.7	0.0	0.1	-0.9	-0.2
Secondary products and miscellaneous receipts.....		322299-SM						
Printing and related support activities.....	323		5.6	0.0	0.0	0.1	0.9	0.5
Printing and related support activities.....	3231		5.6	0.0	0.0	0.1	0.9	0.5
Printing.....	32311		5.7	0.0	0.0	0.1	0.9	0.5
Commercial screen printing.....	323113		2.9	0.1	0.0	-0.1	-0.1	0.5
Primary products.....		323113-P	3.0	0.2	0.0	-0.1	0.0	0.6
Screen printing on garments, apparel accessories, and other fabric articles, excluding labels.....		323113-4	1.3	0.2	0.0	-0.2	0.0	0.8
Screen printing (excluding on textiles, apparel, apparel accessories, and labels).....		323113-6	7.5	0.0	0.0	0.0	0.0	0.0
Secondary products and miscellaneous receipts.....		323113-SM						
Miscellaneous receipts.....		323113-M	4.2	0.0	1.2	0.0	-0.4	0.0
Secondary products.....		323113-S	2.2	0.0	0.0	0.3	-0.1	0.2
Books printing.....	323117		7.9	-0.2	0.0	0.7	-1.0	0.4
Primary products.....		323117-P	8.3	-0.3	0.0	0.8	-1.2	0.5
Other book and pamphlet printing and binding.....		323117-E	1.8	0.0	0.0	0.0	0.0	0.0
Textbook printing and binding.....		323117-1	-1.5	-0.9	0.0	0.0	-0.3	-1.0
Technical, scientific, & professional book printing & binding.....		323117-3	-0.4	-0.2	0.0	-1.0	-0.2	-0.3
Religious book printing and binding.....		323117-5	1.5	-0.4	0.0	0.4	-1.6	0.0
General book (trade, etc.) printing & binding.....		323117-7	20.6	0.0	-0.1	2.0	-2.1	1.8
Secondary products and miscellaneous receipts.....		323117-SM						
Commercial printing, except screen and books.....	32311K		5.8	0.0	0.0	0.0	1.1	0.5
Primary products.....		32311K-P	3.7	-0.1	0.0	0.0	0.3	0.2
Commercial lithographic printing.....		32311K-0	1.8	0.0	0.0	0.0	0.0	0.0
Other commercial and general job printing (lithographic).....		32311K-0B	5.3	0.0	0.0	-1.8	0.0	0.3
Magazine and periodical printing (lithographic).....		32311K-01	0.7	0.0	0.0	-0.4	0.0	0.0
Label and wrapper printing (lithographic).....		32311K-03	-2.0	0.0	0.0	0.0	0.0	0.0
Catalog and directory printing (lithographic).....		32311K-05	0.3	0.0	0.0	-0.1	0.0	0.0
Advertising printing (lithographic).....		32311K-09	2.2	0.0	0.0	0.2	0.0	0.0
Commercial flexographic printing.....		32311K-2	4.5	0.1	0.0	0.0	0.0	0.0
Label and wrapper printing (flexographic).....		32311K-21	5.0	0.1	0.0	0.0	0.0	0.0
Quick printing.....		32311K-4	8.0	0.0	0.0	0.0	0.0	3.9
Digital printing.....		32311K-5	7.3	0.0	0.0	0.2	1.0	0.4
Manifold business forms printing.....		32311K-6	0.1	0.0	0.0	0.0	0.0	0.0
Other commercial printing.....		32311K-9	-0.3	0.0	0.0	0.0	0.0	0.0
All other commercial and general job printing.....		32311K-9V	0.0	0.0	0.0	0.0	0.0	0.0
Secondary products and miscellaneous receipts.....		32311K-SM						
Miscellaneous receipts.....		32311K-M	0.9	0.0	0.0	0.0	0.0	-2.2
Secondary products.....		32311K-S	21.7	0.3	0.0	0.0	4.4	2.2
Support activities for printing.....	32312		1.8	-0.1	0.4	0.0	0.5	0.0
Support activities for printing.....	323120		1.8	-0.1	0.4	0.0	0.5	0.0
Primary products.....		323120-P	1.9	-0.1	0.4	-0.1	0.5	0.0
Softcover, pamphlet, sample book, and other binding of books and materials printed elsewhere.....		323120-3	6.9	-0.5	1.7	0.2	0.0	0.0
Miscellaneous binding and postpress work, incl collating, perforating, folding, gluing, etc.....		323120-5	-1.0	-0.3	-0.1	-0.7	-0.3	-0.3
Prepress services, excl platemaking (incl film, assembled flats, color sep., typesetting, etc.).....		323120-7	-	0.0	0.0	-	-	-

See footnotes at end of table.

Table 12. Producer price index percentage changes for the net output of selected industries and their products, not seasonally adjusted — Continued
 [September 2023]

Title ¹	Industry code	Product code	Unadjusted 12-month percent change ²	Unadjusted 1-month percent change ²					
				Sept. 2022 to Sept. 2023 ^P	Apr. to May	May to June ^P	June to July ^P	July to Aug. ^P	Aug. to Sept. ^P
Support activities for printing - Continued									
Printing plates and cylinders, prepared for printing (excl blank plates and blank cylinders).....		323120-9	1.4	0.0	0.0	0.0	1.4	0.0	
Secondary products and miscellaneous receipts.....		323120-SM							
Petroleum and coal products manufacturing.....	324		-6.6	-7.1	-0.4	-0.9	16.0	2.5	
Petroleum and coal products mfg.....	3241		-6.6	-7.1	-0.4	-0.9	16.0	2.5	
Petroleum refineries.....	32411		-7.2	-7.6	-0.5	-1.0	17.4	2.7	
Petroleum refineries.....	324110		-7.2	-7.6	-0.5	-1.0	17.4	2.7	
Primary products.....		324110-P	-7.7	-7.8	-0.6	-1.0	17.8	2.8	
Kerosene, except jet fuel.....		324110-B	-16.4	-10.9	-1.1	3.3	23.5	5.7	
Light fuel oils.....		324110-C	-18.1	-6.4	-5.2	-5.2	31.7	4.7	
Home heating oil and other distillates, NEC.....		324110-C1	-6.8	-10.4	1.8	9.1	15.0	11.2	
Diesel fuel.....		324110-C2	-18.6	-6.2	-5.6	-6.1	32.9	4.3	
Heavy fuel oils, including No. 5, No. 6, heavy diesel, gas enrichment oils, etc.....		324110-E	-11.7	11.2	-9.8	4.5	5.3	7.9	
Unfinished oils and lubricating oil base stock.....		324110-J	-33.3	-12.7	1.6	-1.7	-0.5	0.0	
Liquefied refinery gases, including other aliphatics (feed stock and other uses)....		324110-R	-41.2	-7.9	8.3	-26.4	-1.1	3.0	
Other finished petroleum products, including waxes.....		324110-T	30.2	-21.1	9.9	-2.9	2.6	12.6	
Gasoline, including finished base stocks and blending agents.....		324110-1	6.3	-7.3	1.2	1.9	11.6	0.0	
Motor gasoline, including finished base stocks and blending agents.....		324110-12	6.6	-7.3	1.0	2.0	11.5	0.0	
Regular gasoline.....		324110-121	6.9	-7.9	0.9	2.2	12.0	-0.3	
Mid-premium gasoline.....		324110-122	9.5	-8.5	3.7	0.4	16.3	-1.4	
Premium gasoline.....		324110-123	4.7	-4.8	1.3	1.4	9.5	1.2	
Jet fuel.....		324110-6	-7.4	-11.6	1.8	4.6	23.6	8.2	
Asphalt.....		324110-9	-25.7	4.1	3.4	-0.2	-0.7	-0.2	
Secondary products and miscellaneous receipts.....		324110-SM1							
Asphalt paving and roofing materials mfg.....	32412		0.9	-1.0	0.6	0.4	-0.1	0.4	
Asphalt paving mixture & block manufacturing.....	324121		-1.1	-2.2	-0.3	-0.1	0.7	0.2	
Primary products.....		324121-P	-1.5	-2.2	-0.3	-0.1	0.6	0.2	
Asphalt paving mixtures & blocks.....		324121-0	-1.5	-2.2	-0.3	-0.1	0.6	0.2	
Emulsified asphalt, including liquid additives.....		324121-0111	0.9	1.3	0.0	0.4	0.8	0.6	
Other liquid asphalt and tar paving materials, including cut-backs.....		324121-0121	-9.4	-3.9	-1.0	0.7	0.4	0.3	
Asphalt and tar paving mixt. (excl liquid), incl bitum. or asph. concrete, asph. paving cement.....		324121-0131	-2.8	-4.8	-0.4	-0.7	0.2	-0.1	
Secondary products and miscellaneous receipts.....		324121-SM							
Miscellaneous receipts.....		324121-M	5.2	0.0	0.0	2.9	0.0	0.0	
Secondary products.....		324121-S	-	-2.5	0.0	0.0	-	-	
Asphalt shingle and coating materials manufacturing.....	324122		3.0	0.5	1.7	1.0	-1.0	0.6	
Primary products.....		324122-P	3.0	0.5	1.8	1.0	-1.1	0.7	
Roofing asphalts and pitches, coatings, and cements.....		324122-1	1.7	0.4	0.3	0.0	0.0	-0.2	
Prepared asphalt and tar roofing and siding products, incl. saturated felts for nonbuilding use.....		324122-2	3.2	0.5	1.9	1.1	-1.2	0.7	
Asphalt smooth-surfaced roll roofing and cap sheets, organic and fiberglass base.....		324122-21	14.4	-5.9	7.8	1.7	0.2	-2.6	
Asphalt mineral-surfaced roll roofing and cap sheets, organic and fiberglass base.....		324122-22	4.1	3.1	0.0	-0.3	-0.2	0.0	
Other prepared asphalt and tar products for roofing and siding.....		324122-27	2.7	0.4	0.4	0.4	0.1	0.3	
Secondary products and miscellaneous receipts.....		324122-SM							
Other petroleum and coal products mfg.....	32419		-2.8	-0.4	0.0	-0.5	-0.1	-1.0	
Petroleum lubricating oil and grease mfg.....	324191		-1.5	0.1	0.2	-0.3	-0.1	-1.2	
Primary products.....		324191-P	-1.6	0.1	0.3	-0.4	-0.1	-1.3	
Petroleum lubricating oils and greases, refined petroleum.....		324191-0	-1.6	0.1	0.3	-0.4	-0.1	-1.3	
Lubricating oils (incl. hydraulic fluids, etc.), refined petroleum.....		324191-011	-2.8	0.1	-0.4	-0.4	-0.1	-1.4	
Secondary products and miscellaneous receipts.....		324191-SM							
Miscellaneous receipts.....		324191-M	0.1	0.0	0.0	-0.2	-1.2	0.0	
All other petroleum and coal products mfg.....	324199		-7.2	-1.8	-0.6	-1.1	-0.1	-0.2	
Primary products.....		324199-P	-7.2	-1.9	-0.6	-1.1	-0.1	-0.2	
Coke oven and blast furnace products, made in coke oven establishments.....		324199-3	4.0	1.9	-0.9	0.9	0.3	-1.9	
All other petroleum and coal products (excl. coke oven products), made in coke oven estab.....		324199-9	-8.7	-2.1	-0.6	-1.2	-0.1	-0.1	
Secondary products and miscellaneous receipts.....		324199-SM							
Secondary products.....		324199-S	-	0.0	0.0	0.0	0.0	0.0	
Chemical mfg.....	325		-3.2	-0.5	-0.9	-1.1	-0.3	0.1	
Basic chemical mfg.....	3251		-7.3	-0.9	-1.6	-1.8	-0.9	-0.1	

See footnotes at end of table.

Table 12. Producer price index percentage changes for the net output of selected industries and their products, not seasonally adjusted — Continued
[September 2023]

Title ¹	Industry code	Product code	Unadjusted 12-month percent change ²	Unadjusted 1-month percent change ²				
				Sept. 2022 to Sept. 2023 ^P	Apr. to May	May to June ^P	June to July ^P	July to Aug. ^P
Petrochemical mfg.	32511		-26.6	-4.7	-7.8	-1.1	-2.8	-1.3
Petrochemical manufacturing.	325110		-26.9	-4.8	-7.9	-1.0	-2.9	-1.3
Primary products.		325110-P	-31.5	-7.7	-10.1	3.9	-4.7	-1.8
Secondary products and miscellaneous receipts.		325110-SM						
Industrial gas mfg.	32512		-1.8	2.1	-1.3	1.5	-1.6	0.0
Industrial gas manufacturing.	325120		-1.8	2.1	-1.3	1.5	-1.6	0.0
Primary products.		325120-P	-2.0	2.2	-1.3	1.5	-1.6	0.0
Oxygen.		325120-A	6.8	4.1	-0.9	-1.2	-0.1	-0.1
Argon and hydrogen.		325120-C	3.0	0.6	1.7	-0.6	-0.4	-0.1
Other industrial gases (including fluorocarbon and acetylene).		325120-T	-5.6	2.2	-2.0	2.9	-2.5	0.0
Carbon dioxide.		325120-4	6.0	2.8	0.0	2.2	-1.3	0.6
Nitrogen.		325120-7	2.3	0.0	-1.7	1.3	-1.6	0.1
Secondary products and miscellaneous receipts.		325120-SM						
Synthetic dye and pigment mfg.	32513		3.4	2.5	0.9	-3.8	6.2	-0.6
Synthetic dye and pigment manufacturing.	325130		3.4	2.5	0.9	-3.8	6.2	-0.6
Primary products.		325130-P	3.5	2.5	0.9	-3.9	6.3	-0.6
All other inorganic pigments, including TiO2, chrome colors, and other white opaque pigments.		325130-N	5.2	2.9	0.4	-4.4	8.1	0.0
Synthetic organic dyes, pigments, lakes, and toners.		325130-R	-2.6	1.2	2.9	-2.3	0.2	-2.9
Synthetic organic dyes.		325130-R8	-8.1	3.8	-0.9	-1.0	-3.1	-6.1
Synthetic organic pigments, lakes, and toners.		325130-R9	1.9	-1.4	6.7	-3.6	3.5	0.0
Secondary products and miscellaneous receipts.		325130-SM						
Secondary products.		325130-S	0.6	0.0	0.0	0.0	0.0	-1.2
Other basic inorganic chemical manufacturing.	32518		-7.3	-1.6	-1.3	-4.2	-0.6	0.3
Other basic inorganic chemical manufacturing.	325180		-7.3	-1.6	-1.3	-4.2	-0.6	0.3
Primary products.		325180-P	-9.1	-1.6	-1.3	-4.7	-0.6	0.3
Potassium and sodium compounds, excluding bleaches, alkalis, and alum.		325180-A	4.6	-3.0	0.0	-3.3	-1.4	-1.1
All other inorganic chemicals.		325180-H	3.0	0.5	-0.8	-1.0	-0.3	2.2
Inorganic acids, excluding nitric, sulfuric and phosphoric.		325180-3	1.5	-3.5	-1.6	-1.1	0.9	-0.3
Sodium hydroxide (caustic soda).		325180-4	-30.2	-4.7	-5.0	-12.8	-3.1	-3.3
Carbon black, all processes.		325180-6	-10.1	2.1	-2.3	2.3	0.9	0.0
Other alkalis.		325180-7	-5.4	-0.6	0.4	-7.2	0.3	0.3
Sulfuric acid.		325180-9	-39.8	-12.3	-0.1	-0.8	0.0	0.0
Secondary products and miscellaneous receipts.		325180-SM						
Miscellaneous receipts.		325180-M	-	0.0	0.0	0.0	-	-
Secondary products.		325180-S	-	-4.1	-2.5	0.8	-2.4	-0.1
Other basic organic chemical mfg.	32519		-3.8	-0.4	-0.3	-1.0	-1.0	0.0
Ethyl alcohol manufacturing.	325193		-7.6	0.9	0.9	-2.1	-3.4	-0.8
Primary products.		325193-P	-6.7	2.4	2.9	-1.8	-3.8	-0.8
Ethyl alcohol.		325193-0	-5.1	3.6	3.3	-1.0	-4.6	-0.6
Distillers' dried grains (dark and light) and dried solubles.		325193-2	-	-7.4	-0.5	-9.1	3.5	-1.8
Secondary products and miscellaneous receipts.		325193-SM						
Secondary products.		325193-S	-18.6	-5.9	-9.4	-3.4	-0.7	-0.9
Cyclic crude, intermediate, and gum and wood chemical mfg.	325194		-4.6	-1.5	-1.6	-1.6	-1.2	0.1
Primary products.		325194-P	-2.5	0.2	-0.7	-1.9	-1.3	0.3
Gum and wood chemicals, including wood distillation products.		325194-1	-1.6	0.5	-0.7	0.0	-4.7	0.9
Cyclic crude and intermediate chemicals.		325194-2	-2.8	0.1	-0.7	-2.6	-0.2	0.1
Secondary products and miscellaneous receipts.		325194-SM						
All other basic organic chemical manufacturing.	325199		-2.0	-0.9	-0.8	-0.4	0.2	0.4
Primary products.		325199-P	-4.0	-1.3	-0.8	-0.4	0.1	0.5
Natural organic chemicals.		325199-E	3.2	0.1	-0.6	-0.2	-0.4	0.0
Synthetic organic chemicals for use as flavor and perfume materials.		325199-H	-	37.8	0.0	0.0	0.0	0.0
Synthetic organic rubber-processing chemicals.		325199-K	-	-0.3	0.2	-0.2	-2.5	-
Synthetic organic plasticizers.		325199-N	-16.2	0.2	-4.5	-2.5	3.9	-3.9
Other synthetic organic chemicals.		325199-R	-14.1	-4.7	-1.6	-1.6	-2.5	0.4
Miscellaneous end use chemicals and chemical products, excluding urea.		325199-T	6.9	0.0	-0.8	0.9	-0.1	0.4
Miscellaneous cyclic and acyclic chemicals and chemical products, excluding fatty acid esters.		325199-V	-10.3	-3.0	-0.6	-1.8	1.5	0.0
Fatty acids.		325199-1	-	-3.4	0.4	2.2	4.8	-
Industrial organic flavor oil mixtures and blends.		325199-7	-9.7	0.0	0.0	0.0	-1.0	0.4
Secondary products and miscellaneous receipts.		325199-SM						
Miscellaneous receipts.		325199-M	7.3	0.0	0.0	0.0	0.0	0.1

See footnotes at end of table.

Table 12. Producer price index percentage changes for the net output of selected industries and their products, not seasonally adjusted — Continued
 [September 2023]

Title ¹	Industry code	Product code	Unadjusted 12-month percent change ²	Unadjusted 1-month percent change ²				
				Sept. 2022 to Sept. 2023 ^P	Apr. to May	May to June ^P	June to July ^P	July to Aug. ^P
All other basic organic chemical manufacturing - Continued								
Secondary products.....		325199-S	-	1.0	-	-	-	-
Resin, synthetic rubber, and artificial/synthetic fiber/filaments mfg.....	3252		-10.9	-1.2	-1.9	-3.4	-1.1	1.1
Resin and synthetic rubber mfg.....	32521		-11.4	-1.2	-2.0	-3.8	-0.9	0.9
Plastics material and resin manufacturing.....	325211		-10.8	-1.2	-1.9	-3.5	-1.0	0.9
Primary products.....		325211-P	-12.2	-1.2	-2.0	-3.7	-1.0	1.0
Thermoplastic resins and plastics materials.....		325211-1	-13.4	-0.4	-2.1	-3.4	-1.7	0.3
Thermosetting resins and plastics materials.....		325211-4	-4.1	-6.1	-1.1	-5.5	3.5	5.0
Secondary products and miscellaneous receipts.....		325211-SM						
Synthetic rubber manufacturing.....	325212		-18.2	-1.2	-3.2	-6.5	0.1	1.2
Primary products.....		325212-P	-18.8	-1.2	-3.3	-6.6	0.1	1.3
Synthetic rubber (vulcanizable elastomers).....		325212-0	-18.8	-1.2	-3.3	-6.6	0.1	1.3
Secondary products and miscellaneous receipts.....		325212-SM						
Artificial fibers and filaments manufacturing.....	32522		-5.5	-1.7	-1.0	1.5	-3.3	3.3
Artificial fibers and filaments manufacturing.....	325220		-5.4	-1.7	-0.9	1.5	-3.3	3.3
Primary products.....		325220-P	-4.6	-1.7	-0.8	1.6	-3.4	3.4
Polyester manufactured fibers.....		325220-7	-10.3	-1.2	-1.3	0.8	0.1	0.4
Other noncellulosic organic fibers, incl. polyamide, polyolefin, and producer-textured.....		325220-9	-2.0	-2.0	-0.6	1.9	-5.0	5.0
Secondary products and miscellaneous receipts.....		325220-SM						
Pesticide, fertilizer, and other agricultural chemical mfg.....	3253		-22.0	-2.9	-3.5	-4.3	0.5	0.1
Fertilizer mfg.....	32531		-28.0	-3.4	-5.3	-7.8	1.0	0.8
Nitrogenous fertilizer manufacturing.....	325311		-40.1	-6.8	-12.5	-1.2	-1.3	2.3
Primary products.....		325311-P	-40.1	-6.9	-12.6	-1.2	-1.3	2.3
Synthetic ammonia, nitric acid, ammonium compounds, and urea.....		325311-A	-43.1	-7.5	-13.9	-1.4	-1.4	2.6
Fertilizer materials of organic origin.....		325311-7	-0.4	-0.4	-0.3	0.0	0.0	0.0
Secondary products and miscellaneous receipts.....		325311-SM						
Secondary products.....		325311-S	-10.0	0.0	-1.8	-0.3	-9.1	6.2
Phosphatic fertilizer manufacturing.....	325312		-22.2	-2.2	-1.5	-16.2	6.0	0.9
Primary products.....		325312-P	-22.7	-2.2	-1.5	-16.6	6.0	1.1
Phosphoric acid, superphosphates, and other phosphatic fertilizer materials.....		325312-A	-28.4	-2.1	-1.7	-22.2	7.8	1.1
Mixed fertilizers, made in plants which manufacture fertilizer materials.....		325312-7	-6.3	-2.5	-0.9	-2.9	2.6	0.9
Secondary products and miscellaneous receipts.....		325312-SM						
Fertilizer, mixing only, manufacturing.....	325314		-11.4	0.2	-1.1	-1.6	-3.5	-1.4
Primary products.....		325314-P	-10.7	0.3	-1.0	-1.6	-3.4	-1.5
Mixed fertilizers, mixing only.....		325314-0	-10.7	0.3	-1.0	-1.6	-3.4	-1.5
Mixed fertilizers, dry, mixing only.....		325314-01	-6.7	0.1	-0.9	-0.8	-2.9	-0.3
Mixed fertilizers, liquid, mixing only.....		325314-02	-27.5	1.1	-1.6	-5.1	-5.7	-7.1
Secondary products and miscellaneous receipts.....		325314-SM						
Miscellaneous receipts.....		325314-M	-29.2	-1.9	-7.5	-1.1	-9.0	3.2
Pesticide and other agricultural chemical mfg.....	32532		-14.2	-2.3	-1.3	-0.1	-0.1	-0.6
Pesticide and other agricultural chemical manufacturing.....	325320		-14.2	-2.3	-1.3	-0.1	-0.1	-0.6
Primary products.....		325320-P	-14.5	-2.3	-1.3	-0.1	-0.1	-0.6
Agricultural and commercial pesticides and chemicals.....		325320-1	-16.3	-2.5	-1.4	-0.1	-0.1	-0.6
Lawn and garden pesticides and chemicals.....		325320-4	2.0	0.0	0.0	0.0	0.0	-3.0
Household and institutional pesticides and chemicals.....		325320-7	7.3	0.0	0.0	0.0	0.3	0.0
Secondary products and miscellaneous receipts.....		325320-SM						
Pharmaceutical and medicine mfg.....	3254		3.0	-0.1	0.0	0.4	0.1	-0.1
Pharmaceutical and medicine mfg.....	32541		3.0	-0.1	0.0	0.4	0.1	-0.1
Medicinal and botanical manufacturing.....	325411		0.3	0.0	-0.1	0.0	-0.2	0.0
Primary products.....		325411-P	0.3	0.0	-0.1	0.0	-0.3	-0.1
Synthetic organic medicinal chemicals, medicinal & botanical drugs, & other products.....		325411-0	0.3	0.0	-0.1	0.0	-0.3	-0.1
Secondary products and miscellaneous receipts.....		325411-SM1						
Pharmaceutical preparation manufacturing.....	325412		3.3	-0.1	0.0	0.4	0.2	0.0
Primary products.....		325412-P	3.0	-0.1	0.0	0.4	0.2	0.0
Pharmaceuticals acting on the respiratory system, for human use.....		325412-A	0.0	0.0	0.1	0.1	0.0	0.0
Antihistamines and bronchodilators, including antiasthmatics.....		325412-A111	2.7	0.0	0.0	0.0	0.0	0.0
Other respiratory preparations.....		325412-A112	-1.7	0.0	0.2	0.3	0.0	0.0
Other respiratory preparations, over-the-counter.....		325412-A112OC	3.7	0.0	0.5	0.0	0.0	0.0

See footnotes at end of table.

Table 12. Producer price index percentage changes for the net output of selected industries and their products, not seasonally adjusted — Continued
 [September 2023]

Title ¹	Industry code	Product code	Unadjusted 12-month percent change ²	Unadjusted 1-month percent change ²				
				Sept. 2022 to Sept. 2023 ^P	Apr. to May	May to June ^P	June to July ^P	July to Aug. ^P
Pharmaceutical preparation manufacturing - Continued								
Other respiratory preparations, prescription.....		325412-A112RX	-	0.0	0.0	0.7	-	-
Pharmaceuticals acting on the digestive or the genito-urinary systems, for human use.....		325412-D	-0.8	0.0	-0.5	0.0	0.0	0.0
Other digestive or genito-urinary preparations.....		325412-D112	-0.8	0.0	-0.5	0.0	0.0	0.0
Other digestive or genito-urinary preparations, prescription.....		325412-D112RX	-0.8	0.0	-0.6	0.0	0.0	0.0
Pharmaceuticals acting on the skin, for human use.....		325412-G	0.8	0.0	0.0	0.0	0.0	0.0
Other pharmaceutical preparations acting on the skin.....		325412-G311	0.9	0.0	0.0	0.0	0.0	0.0
Anti-acne preparations.....		325412-G611	0.1	0.0	0.0	0.0	0.0	0.0
Vitamin, nutrient, and hematonic preparations, for human use.....		325412-L	4.4	0.2	-0.2	1.4	1.4	-0.1
Multivitamins.....		325412-L111	9.3	0.0	0.0	8.6	0.0	0.0
Other vitamins and nutrients.....		325412-L112	1.5	0.0	-0.3	0.0	0.0	-0.1
Pharmaceuticals affecting parasitic and infective diseases, for human use.....		325412-Q	1.9	0.0	0.0	0.2	0.0	0.0
Broad and medium spectrum antibiotics.....		325412-Q111	0.6	0.0	0.0	0.0	0.0	0.0
Systemic antivirals.....		325412-Q112	3.2	0.0	0.0	0.0	0.0	0.0
Other parasitic and infective diseases.....		325412-Q113	3.3	0.0	0.0	0.4	0.0	0.0
Pharmaceuticals for veterinary use, incl medicinal premixes/pet care products.....		325412-W	-	0.0	0.0	0.0	0.0	-
Pharmaceuticals affecting neoplasms, the endocrine system, & metabolic diseases, for human use.....		325412-1	1.3	0.0	0.0	0.3	0.0	0.0
Cancer therapy products.....		325412-1111	2.5	-0.7	0.0	1.3	0.0	0.0
Insulin/antidiabetes products.....		325412-1112	2.8	0.0	0.0	0.3	0.0	0.0
Other neoplasms, endocrine system, and metabolic diseases.....		325412-1113	1.1	0.0	0.0	0.2	0.0	0.0
Hormones and oral contraceptives.....		325412-1114	0.7	0.0	0.0	0.0	0.0	0.0
Pharmaceuticals acting on the central nervous system and the sense organs, for human use.....		325412-4	4.7	-0.3	0.0	0.1	0.0	0.0
Analgesics.....		325412-4111	4.6	0.0	0.0	0.4	0.0	0.0
Psychotherapeutics.....		325412-4112	9.3	0.0	0.0	0.0	0.0	0.0
Antidepressants.....		325412-41121	10.0	0.0	0.0	0.0	0.0	0.0
Other psychotherapeutics, including tranquilizers.....		325412-41123	4.3	0.0	0.0	0.0	0.1	0.0
Other central nervous system and sense organs.....		325412-4113	4.8	0.0	0.0	0.0	0.0	0.0
Anticonvulsants.....		325412-4114	-9.6	-13.9	0.0	0.0	0.0	0.0
Analgesics, over-the-counter.....		325412-4111OC	-	0.0	0.0	4.4	0.0	-
Analgesics, prescription.....		325412-4111RX	4.6	0.0	0.0	0.0	0.0	0.0
Pharmaceuticals acting on the cardiovascular system, for human use.....		325412-7	4.8	0.0	0.0	0.0	0.0	0.0
Other cardiovascular preparations.....		325412-7113	3.9	0.0	0.0	0.1	0.0	0.0
Secondary products and miscellaneous receipts.....		325412-SM						
Miscellaneous receipts.....		325412-M	2.1	0.0	0.0	0.0	0.0	0.0
Secondary products.....		325412-S	5.2	0.0	0.0	0.0	0.0	0.0
In-vitro diagnostic substance manufacturing.....	325413		-0.3	-0.6	-0.1	-0.3	-0.6	-1.3
Primary products.....		325413-P	-0.4	-0.5	-0.1	-0.3	-0.7	-1.5
In-vitro diagnostic substances.....		325413-0	-0.4	-0.5	-0.1	-0.3	-0.7	-1.5
Secondary products and miscellaneous receipts.....		325413-SM						
Secondary products.....		325413-S	-	-2.5	0.0	0.7	0.0	0.2
Other biological product manufacturing.....	325414		3.9	-0.2	-0.2	1.0	0.0	0.0
Primary products.....		325414-P	6.4	-0.2	-0.2	1.2	0.0	0.0
Biological products, excluding diagnostic, for veterinary, industrial, and all other misc. uses.....		325414-A	-	-0.7	-0.6	1.1	0.0	-
Biological products, excluding diagnostic, for human use.....		325414-T	2.7	0.0	0.0	1.3	0.0	0.0
Secondary products and miscellaneous receipts.....		325414-SM1						
Paint, coating & adhesive mfg.....	3255		0.3	0.1	-0.2	-0.3	-0.1	-0.2
Paint and coating mfg.....	32551		-0.6	0.1	-0.3	-0.4	-0.1	-0.3
Paint and coating manufacturing.....	325510		-0.6	0.1	-0.3	-0.4	-0.1	-0.3
Primary products.....		325510-P	-0.9	0.1	-0.3	-0.4	0.0	-0.3
Miscellaneous allied paint products including paint and varnish removers, thinners, etc.....		325510-B	-3.5	0.1	-0.6	-0.1	-0.1	-2.4
Architectural coatings.....		325510-1	1.8	0.0	0.0	0.0	0.0	0.0
Exterior architectural coatings.....		325510-11	3.1	0.0	0.0	0.0	0.0	0.0
Interior architectural coatings.....		325510-12	1.0	0.0	0.0	0.0	0.0	0.0
Product finishes for original equipment manufacturers (OEM), excluding marine coatings.....		325510-4	-0.2	-0.2	0.0	-1.9	-0.2	0.7
Transportation finishes, except powdered and high-solids coatings.....		325510-41	0.8	-0.6	0.9	-1.4	-1.2	2.1
All other product finishes for original equipment manufacturers (OEM), excluding marine coating.....		325510-42	-0.7	-0.1	-0.3	-2.0	0.1	0.4
Special purpose coatings incl. marine, industrial, construction and maintenance coatings, etc.....		325510-7	-7.0	0.7	-1.1	-0.2	-0.1	-1.4

See footnotes at end of table.

Table 12. Producer price index percentage changes for the net output of selected industries and their products, not seasonally adjusted — Continued
 [September 2023]

Title ¹	Industry code	Product code	Unadjusted 12-month percent change ²	Unadjusted 1-month percent change ²				
				Sept. 2022 to Sept. 2023 ^P	Apr. to May	May to June ^P	June to July ^P	July to Aug. ^P
Paint and coating manufacturing - Continued								
Automotive, other transportation and machinery refinish paints and enamels, including primers.....		325510-71	-11.1	-0.6	0.8	0.0	3.8	-0.4
Special purpose coatings, including all marine coatings and traffic marking paints.....		325510-72	-6.9	0.8	-1.2	-0.2	-0.3	-1.5
Secondary products and miscellaneous receipts.....		325510-SM						
Secondary products.....		325510-S	0.6	0.0	0.0	0.0	0.0	0.0
Adhesive mfg.....	32552		2.3	0.1	-0.2	0.0	-0.1	0.0
Adhesive manufacturing.....	325520		2.3	0.1	-0.2	0.0	-0.1	0.0
Primary products.....		325520-P	2.2	0.1	-0.2	0.0	-0.1	0.0
Nonstructural caulking compounds and sealants.....		325520-A	2.7	0.1	0.0	0.0	0.0	0.0
Structural sealants (load bearing).....		325520-B	-2.1	0.0	0.0	0.0	0.0	0.0
Synthetic resin & rubber adhesives, incl all types of bonding & laminating adhesives.....		325520-4	2.4	0.2	-0.3	0.0	-0.2	0.0
Epoxy adhesives.....		325520-41	2.7	0.7	0.0	0.0	0.0	0.2
Other synthetic resin and rubber adhesives.....		325520-46	-0.1	0.0	-0.7	0.1	-0.1	0.0
Secondary products and miscellaneous receipts.....		325520-SM						
Secondary products.....		325520-S	6.8	-0.1	0.0	0.6	-0.2	-0.1
Soap, cleaners, and toilet preparation mfg.....	3256		4.5	0.3	0.2	0.0	0.0	-0.2
Soap & cleaning compound mfg.....	32561		4.1	0.0	0.2	-0.1	0.0	-0.3
Soap and other detergent manufacturing.....	325611		8.6	0.1	0.1	0.1	0.0	0.0
Primary products.....		325611-P	10.1	0.1	0.0	0.1	0.0	0.0
Soaps and detergents, commercial, industrial, and institutional.....		325611-1	11.3	0.1	0.0	0.3	0.0	0.0
Commercial, industrial, and institutional hard surface cleaners.....		325611-11	7.7	0.0	0.0	0.0	0.0	0.0
Commercial, industrial, and institutional laundry detergents.....		325611-12	6.2	0.0	0.0	0.0	0.0	0.0
Commercial, industrial, and institutional dishwashing detergents.....		325611-13	20.9	0.0	0.0	0.0	0.0	0.0
Commercial, industrial, and institutional metal cleaners.....		325611-14	4.7	0.0	0.0	0.0	0.0	0.0
Dairy, farm, and food plant cleaners, sanitizers, etc.....		325611-16	-	0.0	0.0	0.0	-	-
Commercial, industrial, and institutional soaps, excluding specialty cleaners.....		325611-17	2.8	0.3	0.0	0.0	0.0	0.0
Household detergents.....		325611-4	11.6	0.1	0.0	0.2	0.3	0.1
Household alkaline detergents and cleaners.....		325611-45	9.9	0.1	0.0	0.3	0.3	0.1
Household dry and liquid laundry detergents.....		325611-46	11.4	0.0	0.0	0.0	0.0	0.0
Soaps, excluding specialty cleaners, household.....		325611-7	0.8	0.0	0.0	-0.5	0.0	-0.2
Secondary products and miscellaneous receipts.....		325611-SM						
Miscellaneous receipts.....		325611-M	0.0	0.0	0.0	0.0	0.0	0.0
Secondary products.....		325611-S	7.3	0.1	1.5	0.1	0.0	0.0
Polish and other sanitation good mfg.....	325612		2.3	0.0	0.0	-0.2	-0.1	0.0
Primary products.....		325612-P	2.7	0.0	0.0	-0.3	0.0	0.0
Polishing preparations and related products.....		325612-7	1.1	-0.1	0.0	-0.7	0.0	0.0
Specialty cleaning and sanitation products.....		325612-8	1.3	0.1	0.0	-0.3	0.0	0.0
Disinfectants, nonagricultural, industrial and institutional.....		325612-81	2.0	0.0	0.0	0.0	0.0	0.0
Air and room fresheners.....		325612-83	0.2	0.0	0.0	0.0	0.0	0.0
Laundry fabric softeners and rinses, liquid and dry.....		325612-88	3.6	1.0	0.0	0.9	0.0	0.0
Other specialty cleaning and sanitation products.....		325612-89	1.3	0.1	0.0	-0.7	0.0	0.0
Secondary products and miscellaneous receipts.....		325612-SM						
Miscellaneous receipts.....		325612-M	3.5	0.0	0.0	0.0	0.0	0.0
Surface active agent manufacturing.....	325613		-4.0	-0.4	0.8	-0.3	0.0	-1.2
Primary products.....		325613-P	-3.4	-0.5	0.8	0.0	0.0	-1.3
Surfactants, finishing agents, and assistants.....		325613-0	-3.4	-0.5	0.8	0.0	0.0	-1.3
Textile and leather assistants and finishes.....		325613-01	-	-1.7	-1.9	-	-	-
Surfactants (bulk surface active agents).....		325613-02	0.9	0.0	1.8	0.0	0.0	-1.8
Secondary products and miscellaneous receipts.....		325613-SM						
Toilet preparation mfg.....	32562		4.7	0.5	0.2	0.0	0.0	-0.1
Toilet preparation manufacturing.....	325620		4.7	0.5	0.2	0.0	0.0	-0.1
Primary products.....		325620-P	4.9	0.5	0.2	0.0	0.0	-0.1
Denture cleaners, mouthwashes, gargles, and rinses.....		325620-A	7.1	0.0	0.1	0.0	-0.1	0.0
Creams, lotions, and oils, excluding shaving, hair, and deodorant.....		325620-D	7.0	0.0	0.0	0.0	0.0	0.0
Other cosmetics and toilet preparations.....		325620-G	4.4	1.2	0.5	0.0	0.0	-0.3
Shaving preparations.....		325620-1	0.5	0.0	0.0	0.2	0.0	0.0
Perfumes, toilet waters, and colognes.....		325620-4	4.1	0.0	0.0	0.0	0.0	0.0
Hair preparations (including shampoos).....		325620-7	2.4	0.0	0.0	0.1	0.0	0.0
Hair preparations incl professional, consumer, and cream/gel shampoos.....		325620-71	2.4	0.0	0.0	0.1	0.0	0.0
Hair tonics and hair dressings incl professional and consumer use.....		325620-72	2.2	0.0	0.0	0.0	0.0	0.0

See footnotes at end of table.

Table 12. Producer price index percentage changes for the net output of selected industries and their products, not seasonally adjusted — Continued
 [September 2023]

Title ¹	Industry code	Product code	Unadjusted 12-month percent change ²	Unadjusted 1-month percent change ²				
				Sept. 2022 to Sept. 2023 ^P	Apr. to May	May to June ^P	June to July ^P	July to Aug. ^P
Toilet preparation manufacturing - Continued								
Secondary products and miscellaneous receipts.....		325620-SM						
Secondary products.....		325620-S	0.9	0.2	-1.5	0.0	0.1	0.0
Other chemical product & preparation mfg.....	3259		-0.2	0.6	-1.1	-0.3	0.6	0.1
Printing ink mfg.....	32591		2.3	0.0	0.0	0.4	-0.9	-0.1
Printing ink manufacturing.....	325910		2.3	0.0	0.0	0.4	-0.9	-0.1
Primary products.....		325910-P	2.3	0.0	0.0	0.4	-0.9	-0.1
Flexographic printing inks.....		325910-A	-3.5	-0.2	0.0	0.0	-3.6	0.0
Nonimpact/digital inks.....		325910-E	5.2	0.1	0.0	1.3	-0.6	0.0
All other printing inks.....		325910-H	6.6	0.2	0.1	0.4	0.9	1.6
Lithographic and offset inks.....		325910-6	4.4	0.0	0.0	0.0	0.5	-0.3
News and nonheat web offset printing inks.....		325910-61	2.1	0.0	0.0	0.0	0.2	-2.9
Publication and commercial web inks.....		325910-62	7.5	0.0	0.0	0.0	0.5	0.0
Sheet-fed general inks.....		325910-63	0.0	0.1	0.0	0.0	-0.3	0.0
Sheet-fed packaging inks.....		325910-64	1.1	0.0	0.0	0.0	1.3	-0.3
Gravure printing inks.....		325910-7	0.0	0.0	0.0	0.0	0.0	0.0
Secondary products and miscellaneous receipts.....		325910-SM						
Miscellaneous receipts.....		325910-M	0.0	0.0	0.0	0.0	0.0	0.0
Explosives mfg.....	32592		3.1	-0.6	0.0	0.4	-0.4	0.0
Explosives manufacturing.....	325920		3.1	-0.6	0.0	0.4	-0.4	0.0
Primary products.....		325920-P	3.8	-0.9	0.2	0.2	-0.5	0.0
Explosives and blasting accessories.....		325920-0	3.8	-0.9	0.2	0.2	-0.5	0.0
Secondary products and miscellaneous receipts.....		325920-SM						
All other chemical product & preparation mfg.....	32599		-0.7	0.7	-1.2	-0.4	0.8	0.1
Custom compounding of purchased resins.....	325991		-6.1	0.1	-0.2	-1.3	0.7	-0.2
Primary products.....		325991-P	-6.3	0.1	-0.2	-1.4	0.7	-0.2
Custom compounding of purchased resins and color concentrates.....		325991-0	-6.3	0.1	-0.2	-1.4	0.7	-0.2
Secondary products and miscellaneous receipts.....		325991-SM						
Photographic Film, Paper, Plate, Chemical, and Copy Toner Manufacturing.....	325992		3.3	3.7	-4.6	0.5	1.3	2.9
Primary products.....		325992-P	4.8	3.9	-5.0	0.6	1.1	3.3
Photographic sensitized film, plates, paper, & cloth.....		325992-T	6.3	5.5	-7.0	0.8	1.6	4.9
Photographic sensitized film, plates, paper, & cloth, silver-halide-type (excl X-ray).....		325992-T1	4.5	6.6	-8.4	1.0	1.9	5.8
Photographic sensitized film, plates, paper & cloth, other than silver-halide-type (incl X-ray).....		325992-T3	1.8	0.0	0.6	0.0	0.0	0.0
Prepared photographic chemicals.....		325992-5	2.0	0.0	0.4	0.0	-0.1	-0.5
Secondary products and miscellaneous receipts.....		325992-SM						
Other miscellaneous chemical product manufacturing.....	325998		1.8	0.2	-0.8	-0.2	0.8	-0.4
Primary products.....		325998-P	1.9	0.2	-0.9	-0.1	0.9	-0.5
Water treating compounds.....		325998-A	-0.4	0.4	-6.1	0.6	2.9	-1.2
All other chemical preparations, including essential oils, matches, and gelatin.....		325998-J	1.9	-0.3	0.4	0.2	0.5	-0.4
Secondary products and miscellaneous receipts.....		325998-SM						
Miscellaneous receipts.....		325998-M	2.8	0.0	0.0	0.0	0.0	0.0
Secondary products.....		325998-S	-5.4	0.5	0.1	-4.9	-0.4	-0.1
Plastics and rubber products mfg.....	326		-1.9	-0.4	-0.2	-0.1	-0.2	-0.1
Plastics product mfg.....	3261		-3.0	-0.3	-0.3	-0.2	-0.2	-0.1
Unsupported plastics film, sheet, and bag mfg.....	32611		-6.7	-0.6	-0.7	-0.2	-0.5	-1.3
Plastics bag and pouch manufacturing.....	326111		-1.8	-0.2	0.0	0.0	-0.3	0.1
Primary products.....		326111-P	-1.7	-0.2	0.1	0.0	-0.2	0.0
Single-web film specialty bags, pouches, and liners.....		326111-1	-1.9	-0.2	0.1	0.0	-0.2	0.0
Polyethylene grocery and variety bags and pouches.....		326111-11	-3.5	-2.4	0.0	-0.1	0.1	0.1
Polyethylene refuse bags.....		326111-12	-8.2	0.7	0.6	-0.3	-0.3	-0.3
Other polyethylene bags, pouches, and liners.....		326111-15	1.9	0.1	-0.1	0.3	-0.4	0.0
Coextruded single-web film specialty bags, pouches, & liners.....		326111-16	-0.5	0.0	0.0	0.0	-0.1	0.0
Multiweb film/film combination specialty bags, pouches, and liners.....		326111-3	-0.9	-0.3	0.0	-0.3	-1.8	1.8
Secondary products and miscellaneous receipts.....		326111-SM						
Secondary products.....		326111-S	-3.0	-0.3	0.2	-1.1	-2.8	2.0
Plastics packaging film and sheet mfg.....	326112		-2.4	-0.8	1.0	-0.3	-0.9	0.3
Primary products.....		326112-P	-2.4	-0.8	1.1	-0.3	-1.0	0.2
Single-web film, rolls, and sheets, including coextruded, for flexible packaging uses.....		326112-1	-0.4	-0.4	0.6	-0.4	-0.1	0.4

See footnotes at end of table.

Table 12. Producer price index percentage changes for the net output of selected industries and their products, not seasonally adjusted — Continued
 [September 2023]

Title ¹	Industry code	Product code	Unadjusted 12-month percent change ²	Unadjusted 1-month percent change ²				
			Sept. 2022 to Sept. 2023 ^P	Apr. to May	May to June ^P	June to July ^P	July to Aug. ^P	Aug. to Sept. ^P
Plastics packaging film and sheet mfg. - Continued								
Single-web film, rolls, and sheets for flexible packaging uses.....		326112-11	1.0	-0.4	0.9	-0.3	0.1	0.1
Coextruded single-web film, for flexible packaging uses.....		326112-12	-6.5	-0.3	-1.0	-1.1	-0.7	1.8
Film/film multiweb laminated rolls and sheets, excluding foil, for flexible packaging uses.....		326112-3	-9.9	-2.7	3.7	0.3	-5.2	-0.6
Secondary products and miscellaneous receipts.....		326112-SM						
Secondary products.....		326112-S	-1.9	-0.1	-0.1	-0.2	0.7	1.2
Nonpackaging plastics film and sheet mfg.....	326113		-13.2	-0.6	-2.7	-0.3	-0.3	-3.5
Primary products.....		326113-P	-13.7	-0.5	-2.8	-0.3	-0.2	-3.7
Unlaminated plastics film and sheet, excluding packaging.....		326113-0	-13.7	-0.5	-2.8	-0.3	-0.2	-3.7
Unlaminated polyethylene film and sheet.....		326113-01	-12.3	-0.2	-3.1	-0.2	-0.4	-3.5
Unlaminated vinyl and vinyl copolymer film and sheet.....		326113-03	-5.3	0.0	-0.7	0.0	0.0	-1.5
Miscellaneous unlaminated plastics film and sheet.....		326113-04	-15.2	-0.1	-2.7	-0.4	0.0	-4.5
Secondary products and miscellaneous receipts.....		326113-SM						
Secondary products.....		326113-S	-3.9	-2.9	-0.9	0.5	-1.1	0.3
Plastics pipe/fitting/unsupported shapes mfg.....	32612		-6.7	-0.9	-0.4	-1.9	-1.0	0.2
Unlaminated plastics profile shape mfg.....	326121		-1.1	0.3	1.0	-3.6	-2.0	0.9
Primary products.....		326121-P	-1.0	0.3	1.1	-4.1	-2.2	1.0
Unlaminated plastics profile shapes.....		326121-0	-1.0	0.3	1.1	-4.1	-2.2	1.0
Secondary products and miscellaneous receipts.....		326121-SM						
Plastics pipe and pipe fitting manufacturing.....	326122		-9.1	-1.5	-1.0	-1.0	-0.5	-0.1
Primary products.....		326122-P	-9.1	-1.5	-1.0	-1.0	-0.5	-0.1
Plastics pipe.....		326122-1	-10.3	-1.5	-1.1	-1.1	-0.9	0.0
Plastics drain, waste, and vent pipe.....		326122-11	-17.6	-0.8	-0.6	-0.3	-0.5	0.1
Plastics water pipe.....		326122-13	-7.6	-1.8	-1.8	-0.9	-2.1	-0.4
Plastics sewer, stormdrain, and water main pipe.....		326122-18	-12.2	-1.7	-1.4	-0.7	-1.4	-1.3
Other plastics pipe.....		326122-1B	-10.6	0.0	0.0	-8.9	0.0	0.0
Plastics pipe fittings and unions.....		326122-3	-3.1	-1.5	-0.6	-1.0	1.5	-0.6
Secondary products and miscellaneous receipts.....		326122-SM						
Miscellaneous receipts.....		326122-M	-7.7	0.3	-2.0	-1.5	1.9	4.5
Secondary products.....		326122-S1	3.1	1.0	0.0	-0.1	-0.2	-0.5
Laminated plastics plate, sheet, and shape mfg.....	32613		4.7	0.4	0.1	0.0	0.1	0.0
Laminated plastics plate, sheet (except packaging), and shape manufacturing.....	326130		4.7	0.4	0.1	0.0	0.1	0.0
Primary products.....		326130-P	4.7	0.4	0.1	0.0	0.2	0.0
Laminated plastics plates, sheet (except packaging), and shapes.....		326130-0	4.7	0.4	0.1	0.0	0.2	0.0
Secondary products and miscellaneous receipts.....		326130-SM						
Secondary products.....		326130-S	4.8	0.0	0.0	0.0	0.0	0.0
Polystyrene foam product mfg.....	32614		-7.6	-0.7	-1.4	0.0	-0.2	-0.4
Polystyrene foam product manufacturing.....	326140		-7.6	-0.7	-1.4	0.0	-0.2	-0.4
Primary products.....		326140-P	-9.5	-1.0	-1.8	0.0	-0.3	-0.5
Packaging, polystyrene foam products.....		326140-2	-10.9	-1.3	-0.7	-0.2	-0.5	-0.4
Polystyrene foam food containers.....		326140-21	-14.3	-2.0	0.3	-0.3	-0.4	0.0
Polystyrene foam protective shipping pads, shaped cushioning, etc.....		326140-22	-5.9	0.0	-2.6	0.0	-0.6	-1.1
Building and construction polystyrene foam products.....		326140-3	-8.7	0.0	-6.6	-0.9	-0.4	0.0
Consumer and institutional polystyrene foam products.....		326140-5	-9.6	-1.4	-0.5	0.6	0.0	-1.1
All other polystyrene foam products incl. transportation application uses.....		326140-9	-4.0	0.0	-1.1	0.0	0.0	0.0
Secondary products and miscellaneous receipts.....		326140-SM						
Foam product (ex polystyrene) mfg.....	32615		-4.0	-0.1	0.0	-0.7	-0.2	-0.5
Urethane and other foam product mfg.....	326150		-4.0	-0.1	0.0	-0.7	-0.2	-0.5
Primary products.....		326150-P	-4.6	-0.1	0.0	-0.7	-0.2	-0.5
Packaging polyurethane foam products.....		326150-2	1.3	0.0	0.0	0.0	0.0	0.0
Furniture and furnishings polyurethane foam products.....		326150-4	-14.6	-0.2	0.0	-1.6	-0.5	-1.3
Polyurethane foam formed and slab stock for pillows, seating, and cushioning...		326150-41	-10.2	-0.9	0.1	-0.8	-0.5	-1.3
All other miscellaneous polyurethane foam products.....		326150-6	2.5	0.0	0.0	0.0	0.0	0.0
Products made of foam other than polystyrene or polyurethane.....		326150-9	2.3	0.0	0.0	0.0	0.0	0.0
Secondary products and miscellaneous receipts.....		326150-SM						
Secondary products.....		326150-S	6.8	-0.2	0.4	-0.4	0.1	0.1
Plastics bottle mfg.....	32616		-5.3	0.5	0.5	-0.2	-0.4	-0.1
Plastics bottle manufacturing.....	326160		-5.3	0.5	0.5	-0.2	-0.4	-0.1
Primary products.....		326160-P	-5.4	0.5	0.5	-0.2	-0.4	-0.1
Plastics bottles.....		326160-0	-5.4	0.5	0.5	-0.2	-0.4	-0.1

See footnotes at end of table.

Table 12. Producer price index percentage changes for the net output of selected industries and their products, not seasonally adjusted — Continued
 [September 2023]

Title ¹	Industry code	Product code	Unadjusted 12-month percent change ²	Unadjusted 1-month percent change ²					
			Sept. 2022 to Sept. 2023 ^P	Apr. to May	May to June ^P	June to July ^P	July to Aug. ^P	Aug. to Sept. ^P	
Plastics bottle manufacturing - Continued									
Secondary products and miscellaneous receipts.....		326160-SM							
Other plastics product mfg.	32619		0.1	-0.2	0.0	0.2	0.0	0.3	
Plastics plumbing fixture manufacturing.....	326191		2.7	-0.4	0.1	0.3	0.6	0.0	
Primary products.....		326191-P	2.8	-0.4	0.1	0.3	0.7	0.0	
Plastics plumbing fixtures.....		326191-0	2.8	-0.4	0.1	0.3	0.7	0.0	
Secondary products and miscellaneous receipts.....		326191-SM							
Miscellaneous receipts.....		326191-M	-2.0	0.0	0.0	1.3	0.0	0.0	
All other plastics product manufacturing.....	326199		0.0	-0.2	0.0	0.2	0.0	0.3	
Primary products.....		326199-P	-0.5	-0.2	-0.2	0.2	0.0	0.3	
All other reinforced and fiberglass plastics products.....		326199-A	9.2	0.5	0.0	0.6	0.0	0.1	
Consumer/institutional/commercial fabricated plastics products (excl. foam and wire coated).....		326199-C	1.5	0.1	0.1	0.1	0.2	-0.1	
Transportation fabricated plastics products (excluding foam and reinforced plastics).....		326199-1	-2.1	-0.8	-0.2	0.0	0.0	-0.3	
Electrical and electronic fabricated plastics (excluding foam and reinforced plastics).....		326199-2	-2.8	-0.1	1.1	1.4	-1.5	0.0	
Industrial machinery plastics products, excluding foam (incl. gears, bearings, etc.).....		326199-3	4.6	0.0	0.0	0.0	0.0	0.0	
Plastics packaging (excluding film, sheet, foam, and bottles).....		326199-4	-5.5	0.3	-0.9	-0.4	-0.2	0.2	
Building & construction fabricated plastics products (excl foam, plumbing fixtures, hardware).....		326199-8	-0.8	-0.6	0.1	0.9	0.1	1.9	
Secondary products and miscellaneous receipts.....		326199-SM							
Miscellaneous receipts.....		326199-M	7.1	-2.2	0.2	0.9	-0.2	0.0	
Secondary products.....		326199-S	1.1	1.3	2.6	-0.6	-0.2	0.0	
Rubber product mfg.	3262		3.1	-0.5	-0.2	0.2	-0.1	0.0	
Tire mfg.	32621		4.0	-0.7	-0.1	-0.1	0.0	-0.1	
Tire manufacturing, except retreading.....	326211		4.0	-0.7	-0.1	-0.1	0.0	-0.1	
Primary products.....		326211-P	4.3	-0.7	-0.1	-0.1	0.0	-0.1	
Tread rubber, tire sundries, and repair materials.....		326211-H	5.8	-0.1	-0.7	0.1	0.0	-0.1	
Pneumatic tires (including passenger, truck, bus, tractor, industrial, and other tires).....		326211-0	4.4	-0.7	-0.1	-0.1	0.0	-0.1	
Passenger car pneumatic tires (casings).....		326211-01	7.2	-0.1	0.0	-0.2	0.0	0.0	
Truck and bus (including off-the-highway) pneumatic tires.....		326211-03	-3.0	-4.1	-0.1	0.0	0.0	0.0	
Secondary products and miscellaneous receipts.....		326211-SM							
Rubber and plastics hose and belting.....	32622		-1.4	-0.8	-0.2	0.4	0.0	0.0	
Rubber and plastics hose and belting mfg.....	326220		-1.4	-0.8	-0.2	0.4	0.0	0.0	
Primary products.....		326220-P	-1.0	-0.8	-0.2	0.4	0.0	0.0	
Rubber and plastics belt and belting mfg.....		326220-D	1.9	-0.4	-0.6	0.0	0.0	0.0	
Rubber and plastics transmission belts and belting (excluding flat).....		326220-D2	3.8	0.0	0.0	0.1	0.1	0.0	
Rubber and plastic hose mfg.....		326220-H	-3.7	-1.3	0.1	0.8	0.0	0.0	
Rubber and plastics hose for on- and off-highway motor vehicles.....		326220-H3	3.4	-1.4	0.0	3.8	1.5	0.0	
Industrial rubber and plastics hose without fittings.....		326220-H4	-4.7	0.0	0.0	0.0	0.0	0.0	
Rubber and plastics water hose (incl. fire, irrigation, etc.).....		326220-H5	-19.6	-5.8	0.0	-3.4	-2.8	0.0	
Secondary products and miscellaneous receipts.....		326220-SM							
Other rubber product mfg.....	32629		3.5	-0.1	-0.2	0.6	-0.2	0.1	
Rubber product mfg. for mechanical use.....	326291		8.9	0.0	0.0	0.8	0.0	0.0	
Primary products.....		326291-P	9.3	0.0	0.0	0.8	0.0	0.0	
Other extruded rubber mechanical goods (excl. auto)(excl. tubing).....		326291-C	1.4	0.7	0.0	0.0	0.0	0.0	
Molded rubber mechanical goods, automotive.....		326291-1	15.5	0.0	0.0	1.3	0.0	0.0	
Molded rubber mechanical goods, transportation (excluding automotive)/off-highway machinery.....		326291-2	3.6	0.0	0.1	0.0	-0.1	0.0	
Other molded rubber mechanical goods (excluding tubing).....		326291-9	6.1	-0.4	0.0	0.9	0.2	0.0	
Secondary products and miscellaneous receipts.....		326291-SM							
Secondary products.....		326291-S	3.8	0.0	0.3	0.3	-0.4	-0.1	
All other rubber product manufacturing.....	326299		0.1	-0.1	-0.4	0.5	-0.3	0.1	
Primary products.....		326299-P	0.4	-0.1	-0.4	0.5	-0.2	0.1	
Rubber druggist and medical sundries, excluding gloves.....		326299-A	-	0.0	-	-	-	-	
All other miscellaneous rubber goods.....		326299-B	3.3	-0.2	0.0	0.0	-0.2	0.0	
Rubber compounds or mixtures for sale or interplant transfer.....		326299-6	-3.3	0.0	-1.3	-0.4	-0.7	0.4	
All other industrial rubber products.....		326299-7	3.6	0.2	0.0	2.1	0.4	0.0	
Secondary products and miscellaneous receipts.....		326299-SM							
Nonmetallic mineral product manufacturing.....	327		6.7	0.4	0.0	0.1	0.3	0.3	

See footnotes at end of table.

Table 12. Producer price index percentage changes for the net output of selected industries and their products, not seasonally adjusted — Continued
[September 2023]

Title ¹	Industry code	Product code	Unadjusted 12-month percent change ²	Unadjusted 1-month percent change ²				
			Sept. 2022 to Sept. 2023 ^P	Apr. to May	May to June ^P	June to July ^P	July to Aug. ^P	Aug. to Sept. ^P
Clay product and refractory manufacturing.....	3271		4.3	0.6	0.1	0.1	0.1	0.3
Pottery, ceramics, and plumbing fixture mfg.....	32711		2.6	0.3	-0.3	0.6	0.0	0.0
Pottery, ceramics, and plumbing fixture mfg.....	327110		2.6	0.3	-0.3	0.6	0.0	0.0
Primary products.....		327110-P	2.9	0.4	-0.4	0.7	0.0	0.0
Vitreous china, porcelain, and earthenware (semivitreous) table and kitchenware..		327110-5	—	0.0	0.0	-4.1	0.0	0.0
All other pottery products (including china decorated for the trade).....		327110-6	2.8	2.2	0.0	0.0	0.0	0.0
Porcelain, steatite, and other ceramic electrical products.....		327110-7	5.1	-0.2	-0.8	1.8	0.0	0.0
Secondary products and miscellaneous receipts.....		327110-SM						
Clay building material and refractories mfg.....	32712		4.9	0.6	0.2	-0.1	0.2	0.4
Clay building material and refractories mfg.....	327120		4.9	0.6	0.2	-0.1	0.2	0.4
Primary products.....		327120-P	4.8	0.7	0.2	-0.1	-0.1	0.4
Brick and structural clay tile.....		327120-1	6.4	0.2	0.0	0.0	-0.1	0.0
Building or common brick.....		327120-11	6.3	0.2	0.0	0.0	-0.1	0.0
Glazed brick and other brick (paving, floor, and sewer).....		327120-12	9.1	0.0	0.0	0.0	0.0	0.6
Clay floor and wall tile, glazed and unglazed (including quarry tile and ceramic mosaic tile).....		327120-2	5.5	2.4	0.9	0.0	0.0	1.0
Nonclay refractories (excluding dead-burned magnesia).....		327120-6	4.5	0.9	0.3	-0.5	-0.2	1.4
Clay refractories.....		327120-7	4.5	0.0	0.0	0.0	0.0	0.0
All other structural clay products, excluding clay refractories.....		327120-9	7.8	0.0	0.0	0.0	0.0	0.0
Secondary products and miscellaneous receipts.....		327120-SM						
Miscellaneous receipts.....		327120-M	4.5	0.0	0.0	0.0	0.0	0.0
Glass and glass product manufacturing.....	3272		5.7	-0.4	0.5	-0.6	-0.7	0.6
Glass and glass product manufacturing.....	32721		5.7	-0.4	0.5	-0.6	-0.7	0.6
Flat glass manufacturing.....	327211		-5.1	0.2	1.5	-2.5	-0.7	-1.1
Primary products.....		327211-P	-4.9	0.2	1.5	-2.5	-0.8	-1.2
Flat glass (float, sheet, and plate process), made by flat glass producers.....		327211-1	—	0.3	2.4	-3.9	—	—
Other glass products, made by flat glass producers.....		327211-4	—	0.0	0.0	0.0	0.0	—
Secondary products and miscellaneous receipts.....		327211-SM						
Other pressed and blown glass and glassware.....	327212		9.3	0.8	0.0	0.0	-0.2	0.0
Primary products.....		327212-P	8.8	0.2	0.0	0.0	-0.2	0.0
Glass fiber and machine-made pressed and blown glass and glassware, made by glass producers.....		327212-B	8.7	0.0	0.0	0.0	-0.2	0.0
Handmade pressed and blown glass and glassware, made by glass producers.....		327212-9	11.0	10.1	0.0	0.0	0.0	0.0
Secondary and miscellaneous receipts.....		327212-SM						
Glass container manufacturing.....	327213		9.5	0.6	0.0	-0.2	0.4	-2.1
Primary products.....		327213-P	9.6	0.6	0.0	-0.2	0.4	-2.1
Glass containers (including value of packaging).....		327213-0	9.6	0.6	0.0	-0.2	0.4	-2.1
Secondary products and miscellaneous receipts.....		327213-SM1						
Glass product mfg. made of purchased glass.....	327215		7.4	-1.4	0.4	-0.3	-1.4	2.5
Primary products.....		327215-P	7.4	-1.4	0.4	-0.4	-1.4	2.5
Pressed and blown glassware, made from purchased glass.....		327215-E	—	-0.9	-0.1	-0.2	-0.2	0.7
Other glass products, made from purchased glass.....		327215-F	7.2	-1.0	-0.2	0.2	-1.1	1.2
Mirrors (decorated and undecorated), made from purchased glass.....		327215-9	9.4	-3.1	2.9	-2.2	-2.8	8.0
Secondary products and miscellaneous receipts.....		327215-SM						
Secondary products.....		327215-S	—	0.0	0.0	0.0	0.0	0.0
Cement and concrete product manufacturing.....	3273		9.1	0.8	0.0	0.4	1.0	0.5
Cement manufacturing.....	32731		10.9	0.6	-0.1	0.8	0.3	0.7
Cement manufacturing.....	327310		10.9	0.6	-0.1	0.8	0.3	0.7
Primary products.....		327310-P	10.8	0.6	-0.1	0.8	0.3	0.7
Cement, hydraulic (including cost of shipping containers).....		327310-0	10.8	0.6	-0.1	0.8	0.3	0.7
Secondary products and miscellaneous receipts.....		327310-SM						
Ready-mix concrete manufacturing.....	32732		9.7	1.2	-0.4	0.5	1.7	0.0
Ready-mix concrete manufacturing.....	327320		9.7	1.2	-0.4	0.5	1.7	0.0
Primary products.....		327320-P	9.8	1.2	-0.4	0.5	1.7	0.1
Northeast region ready-mix concrete.....		327320-A	14.4	4.1	-0.5	0.0	2.6	0.0
Midwest region ready-mix concrete.....		327320-B	17.5	1.3	-1.6	1.4	3.4	0.0
South region ready-mix concrete.....		327320-C	7.0	0.9	0.1	0.6	1.1	0.2
West region ready-mix concrete.....		327320-D	6.4	0.6	-0.2	-0.1	0.9	-0.1
Secondary products and miscellaneous receipts.....		327320-SM						
Miscellaneous receipts.....		327320-M	5.2	0.0	0.0	0.7	0.0	0.0
Secondary products.....		327320-S	7.4	-0.1	0.0	0.2	0.0	0.0

See footnotes at end of table.

Table 12. Producer price index percentage changes for the net output of selected industries and their products, not seasonally adjusted — Continued
 [September 2023]

Title ¹	Industry code	Product code	Unadjusted 12-month percent change ²	Unadjusted 1-month percent change ²				
				Sept. 2022 to Sept. 2023 ^P	Apr. to May	May to June ^P	June to July ^P	July to Aug. ^P
Concrete pipe, brick, and block manufacturing.....	32733		11.0	0.2	0.6	-0.2	-0.2	2.6
Concrete block and brick manufacturing.....	327331		8.2	0.1	0.1	0.1	0.5	0.0
Primary products.....		327331-P	8.2	0.0	0.1	0.1	0.5	0.0
Concrete block and brick.....		327331-0	8.2	0.0	0.1	0.1	0.5	0.0
Structural concrete block, lightweight units (weighing less than 105 lb/cubic ft.) (dry weight).....		327331-01	9.4	0.0	0.0	0.0	0.6	0.0
Structural concrete block, mediumweight units (weighing 105 - 124 lb/cubic ft.) (dry weight).....		327331-02	11.5	0.5	0.2	0.0	0.0	0.3
Structural concrete block, normalweight units (weighing 125 lb or more/cubic ft.) (dry weight).....		327331-03	10.1	0.0	0.4	0.8	1.1	0.0
Decorative concrete block (including screen, split, slump, shadowal block, etc.).....		327331-04	8.7	0.0	0.0	0.0	1.4	0.0
Concrete pavers (including grid, interlocking, etc.).....		327331-05	6.1	0.0	0.0	0.0	0.0	0.0
Concrete brick.....		327331-06	8.2	0.0	0.0	0.0	0.0	0.0
Secondary products and miscellaneous receipts.....		327331-SM						
Miscellaneous receipts.....		327331-M	4.6	0.0	0.0	1.6	0.0	0.0
Secondary products.....		327331-S	12.6	1.3	0.0	0.2	0.0	0.3
Concrete pipe manufacturing.....	327332		16.5	0.4	1.9	-1.2	-1.9	9.7
Primary products.....		327332-P	16.5	0.4	1.7	-1.0	-1.9	9.6
Concrete pipe.....		327332-0	16.5	0.4	1.7	-1.0	-1.9	9.6
Concrete storm sewer pipe.....		327332-02	17.8	0.4	-0.1	0.0	-0.6	11.4
Concrete pipe, except concrete culvert and storm sewer pipe.....		327332-03	6.5	0.2	3.1	0.0	0.0	0.0
Secondary products and miscellaneous receipts.....		327332-SM1						
Other concrete product manufacturing.....	32739		6.5	0.3	0.6	0.2	0.3	0.6
Other concrete product manufacturing.....	327390		6.5	0.3	0.6	0.2	0.3	0.6
Primary products.....		327390-P	6.4	0.3	0.5	0.3	0.3	0.6
Precast concrete products.....		327390-1	7.3	0.4	0.6	0.3	0.3	0.8
Precast concrete slabs and tile, roof and floor units.....		327390-11	3.7	0.0	0.0	0.0	0.0	0.0
Precast concrete architectural wall panels.....		327390-12	5.5	0.6	0.0	0.0	0.2	2.3
Burial vaults and boxes, precast concrete.....		327390-13	5.9	0.0	0.0	0.0	0.0	0.0
Precast concrete products (excl burial vaults and boxes, slabs and tile, and arch. wall panels).....		327390-14	8.6	0.5	0.8	0.4	0.3	0.6
Prestressed concrete products.....		327390-4	2.0	-0.2	-0.3	0.0	0.4	0.0
Prestressed concrete products (excl bridge beams and solid and hollow cored slabs and panels).....		327390-43	3.8	0.0	0.0	0.0	1.5	0.0
Prestressed concrete bridge beams.....		327390-46	-0.4	0.1	-0.4	0.0	-0.4	0.0
Prestressed concrete solid and hollow cored slabs and panels.....		327390-47	1.7	-1.5	-1.0	0.0	-0.7	0.0
Secondary products and miscellaneous receipts.....		327390-SM						
Secondary products.....		327390-S	10.2	0.0	4.0	1.2	0.0	0.1
Lime and gypsum product manufacturing.....	3274		4.4	-0.3	-0.1	-0.2	-0.1	-0.5
Lime manufacturing.....	32741		19.5	1.1	0.0	-0.1	0.3	-0.2
Lime manufacturing.....	327410		19.5	1.1	0.0	-0.1	0.3	-0.2
Primary products.....		327410-P	19.6	1.1	0.0	-0.1	0.4	-0.2
Lime.....		327410-0	19.6	1.1	0.0	-0.1	0.4	-0.2
Secondary products and miscellaneous receipts.....		327410-SM1						
Gypsum product manufacturing.....	32742		-1.8	-0.9	-0.2	-0.2	-0.3	-0.6
Gypsum product manufacturing.....	327420		-1.8	-0.9	-0.2	-0.2	-0.3	-0.6
Primary products.....		327420-P	-1.7	-0.9	-0.2	-0.2	-0.3	-0.6
Gypsum building materials.....		327420-1	-2.0	-1.1	-0.2	-0.3	-0.4	-0.7
Other gypsum products.....		327420-5	0.0	0.0	0.0	0.0	0.0	0.0
Secondary products and miscellaneous receipts.....		327420-SM						
Other nonmetallic mineral products.....	3279		3.6	0.5	-0.2	0.1	0.0	0.0
Abrasive product manufacturing.....	32791		5.8	0.1	0.1	-0.4	0.1	0.1
Abrasive product manufacturing.....	327910		5.8	0.1	0.2	-0.4	0.1	0.1
Primary products.....		327910-P	5.6	0.1	0.0	-0.4	0.1	0.1
Nonmetallic sized grains, powders, and flour abrasives (incl. graded only).....		327910-1	0.5	0.0	0.0	0.0	0.4	0.0
Nonmetallic abrasive products (including diamond abrasives).....		327910-4	8.3	0.0	0.7	0.3	0.1	0.2
Nonmetallic coated abrasive products and buffing wheels, polishing wheels, and laps.....		327910-7	6.4	0.0	0.0	0.0	0.0	0.0
Secondary products and miscellaneous receipts.....		327910-SM						
Miscellaneous receipts.....		327910-M	7.1	0.0	-0.4	0.0	0.0	0.0
All other nonmetallic mineral product mfg.....	32799		3.1	0.5	-0.2	0.2	0.0	0.0

See footnotes at end of table.

Table 12. Producer price index percentage changes for the net output of selected industries and their products, not seasonally adjusted — Continued
 [September 2023]

Title ¹	Industry code	Product code	Unadjusted 12-month percent change ²	Unadjusted 1-month percent change ²				
				Sept. 2022 to Sept. 2023 ^P	Apr. to May	May to June ^P	June to July ^P	July to Aug. ^P
Cut stone and stone product manufacturing.....	327991		2.3	0.5	0.0	0.0	0.0	0.0
Primary products.....		327991-P	2.3	0.5	0.0	0.0	0.0	0.0
Dressed dimension granite (including gneiss, syenite, diorite, and cut granite).....		327991-1	2.1	-0.9	0.0	0.0	0.0	0.0
Dressed dimension marble and other stone.....		327991-7	3.2	2.7	0.0	0.0	0.0	0.0
Secondary products and miscellaneous receipts.....		327991-SM						
Secondary products.....		327991-S	—	0.0	0.0	0.0	0.0	0.0
Ground or treated mineral and earth manufacturing.....	327992		5.2	0.6	-0.1	0.2	1.2	0.0
Primary products.....		327992-P	5.1	0.6	-0.1	0.2	1.2	0.0
Ground or treated minerals and earths.....		327992-0	5.1	0.6	-0.1	0.2	1.2	0.0
Treated lightweight aggregate and crushed slag, minerals and earths.....		327992-04	4.8	0.0	0.0	0.0	0.0	0.0
Other minerals or earths, treated.....		327992-06	7.6	1.3	-0.1	0.0	2.9	0.0
Secondary products and miscellaneous receipts.....		327992-SM						
Mineral wool manufacturing.....	327993		1.7	0.9	-0.6	0.2	-0.7	-0.1
Primary products.....		327993-P	1.7	0.9	-0.6	0.2	-0.7	-0.1
Mineral wool for thermal and acoustical envelope insulation.....		327993-1	-0.8	-0.2	-0.6	0.3	-1.2	-0.4
Mineral wool for industrial, equipment, and appliance insulation.....		327993-4	5.5	2.6	-0.8	0.1	0.1	0.3
Secondary products and miscellaneous receipts.....		327993-SM						
Miscellaneous nonmetallic mineral products manufacturing.....	327999		4.4	0.0	0.0	0.5	0.0	0.0
Primary products.....		327999-P	4.6	0.0	0.0	0.5	0.0	0.0
All other nonmetallic mineral products.....		327999-0	4.6	0.0	0.0	0.5	0.0	0.0
Other nonmetallic mineral products.....		327999-09	6.0	0.0	0.0	0.2	0.0	0.0
Secondary products and miscellaneous receipts.....		327999-SM						
Primary metal mfg.....	331		-7.3	2.9	-0.5	-3.2	-0.8	-2.2
Iron & steel mills & ferroalloy mfg.....	3311		-11.4	6.1	0.4	-5.3	-0.6	-4.1
Iron & steel mills & ferroalloy mfg.....	33111		-11.4	6.1	0.4	-5.3	-0.6	-4.1
Iron and steel mills and ferroalloy mfg.....	331110		-11.4	6.2	0.4	-5.3	-0.6	-4.1
Primary products.....		331110-P	-9.6	6.7	0.4	-5.4	-0.6	-4.4
Steel ingots and semifinished products.....		331110-3	-3.8	1.0	-0.2	-1.3	-0.1	0.0
Ferroalloys and related products.....		331110-6	—	—	—	—	—	—
Hot rolled steel bars, plates, and structural shapes.....		331110-7	-10.4	2.4	-0.6	-2.2	0.2	-2.7
Hot rolled steel bars, plates, and structural shapes, carbon.....		331110-71	-11.1	2.6	-0.6	-2.3	0.2	-2.8
Hot rolled steel bars, plates, and structural shapes, alloy.....		331110-76	—	0.0	-1.3	-2.2	—	—
Secondary products and miscellaneous receipts.....		331110-SM						
Steel product mfg from purchased steel.....	3312		-16.0	2.5	-3.3	-3.4	-2.7	-1.9
Iron & steel pipe and tube mfg from purchased steel.....	33121		-20.4	0.8	-4.9	-2.8	-1.3	-1.8
Iron and steel pipe and tube manufacturing from purchased steel.....	331210		-20.4	0.8	-4.9	-2.8	-1.3	-1.8
Primary products.....		331210-P	-20.5	0.8	-4.9	-2.9	-1.3	-1.8
Iron and steel pipes and tubes, from purchased iron and steel.....		331210-0	-20.5	0.8	-4.9	-2.9	-1.3	-1.8
Pipe and tube, carbon.....		331210-02	-21.5	2.2	-5.8	-3.1	-0.9	-2.3
Pipe and tube, alloy.....		331210-03	-26.5	-4.1	-3.8	-3.4	-2.9	-0.2
Pipe and tube, stainless.....		331210-04	-6.5	-2.3	-1.0	-1.3	-2.3	-0.5
Secondary products and miscellaneous receipts.....		331210-SM1						
Rolling & drawing of purchased steel.....	33122		-11.2	4.4	-1.6	-3.9	-4.1	-2.0
Rolled steel shape mfg.....	331221		-7.0	9.8	-1.8	-5.7	-6.6	-2.9
Primary products.....		331221-P	-9.7	10.9	-2.0	-7.3	-7.4	-3.2
Cold rolled steel sheet and strip, made from purchased steel.....		331221-1	-8.8	15.6	-2.1	-10.2	-10.3	-4.4
Cold finished steel bars and bar shapes, made from purchased steel.....		331221-3	-10.5	1.9	-1.6	-1.1	-1.8	-1.1
Secondary products and miscellaneous receipts.....		331221-SM						
Steel wire drawing.....	331222		-14.6	-0.6	-1.3	-2.1	-1.5	-1.1
Primary products.....		331222-P	-15.3	-0.6	-1.3	-2.2	-1.6	-1.3
Steel wire, including galvanized and other coated wire.....		331222-5	-10.7	-0.9	-1.0	-2.4	-1.1	-1.7
Carbon steel wire.....		331222-5A	-11.8	0.5	-0.6	-2.1	-1.4	-1.4
Stainless steel wire.....		331222-5C	—	-8.8	-1.4	0.0	—	—
Secondary products and miscellaneous receipts.....		331222-SM						
Miscellaneous receipts.....		331222-M	-11.1	1.2	-5.3	0.0	0.0	0.0
Alumina & aluminum production & processing.....	3313		-4.5	0.4	-1.3	-1.5	-0.5	-0.9
Alumina & aluminum production & processing.....	33131		-4.5	0.4	-1.3	-1.5	-0.5	-0.9
Secondary smelting and alloying of aluminum.....	331314		-9.4	-0.6	-1.3	-2.0	-1.6	-1.6
Primary products.....		331314-P	-10.2	-0.7	-1.3	-2.0	-1.8	-1.5
Aluminum ingot, including billet, made by secondary smelters.....		331314-2	-11.9	-0.7	-1.4	-2.2	-1.9	-1.7

See footnotes at end of table.

Table 12. Producer price index percentage changes for the net output of selected industries and their products, not seasonally adjusted — Continued
 [September 2023]

Title ¹	Industry code	Product code	Unadjusted 12-month percent change ²	Unadjusted 1-month percent change ²				
				Sept. 2022 to Sept. 2023 ^P	Apr. to May	May to June ^P	June to July ^P	July to Aug. ^P
Secondary smelting and alloying of aluminum - Continued								
Aluminum and aluminum-base alloys powders, paste, and flakes.....		331314-5	7.6	0.0	0.1	-0.1	-0.2	0.2
Secondary products and miscellaneous receipts.....		331314-SM						
Aluminum sheet, plate, and foil mfg.....	331315		-5.6	0.8	-1.3	-1.5	0.8	-1.1
Primary products.....		331315-P	-5.6	0.8	-1.3	-1.5	0.8	-1.1
Aluminum sheet, plate, and foil.....		331315-0	-5.6	0.8	-1.3	-1.5	0.8	-1.1
Other aluminum rolling, drawing, and extruding.....	331318		-2.8	0.1	-0.8	-1.3	-1.3	-1.0
Primary products.....		331318-P	-2.6	0.1	-0.8	-1.2	-1.2	-0.9
Other extruded aluminum shapes, including rod, bar, and wire.....		331318-0	-2.8	0.1	-0.8	-1.2	-1.2	-0.9
Secondary products and miscellaneous receipts.....		331318-SM						
Nonferrous (exc alum) production & processing.....	3314		3.7	-1.5	-0.8	0.0	-1.4	0.6
Nonferrous metal (except aluminum) smelting and refining.....	33141		-	1.7	0.5	1.8	-	-
Nonferrous metal (except aluminum) smelting and refining.....	331410		-	1.7	0.5	1.8	-	-
Primary products.....		331410-P	-	1.9	0.5	1.8	-	-
Secondary products and miscellaneous receipts.....		331410-SM1						
Copper rolling/drawing/extruding & alloying.....	33142		1.8	-3.5	-0.9	0.0	-0.1	-0.3
Copper rolling, drawing, extruding, and alloying.....	331420		1.8	-3.5	-0.9	0.0	-0.1	-0.3
Primary products.....		331420-P	2.4	-3.5	-0.9	0.2	-0.2	-0.3
Copper wire and cable.....		331420-A	2.9	-5.2	0.3	0.2	-0.5	-0.6
Copper and copper alloy mill shapes, except wire and cable.....		331420-B	-	-2.2	-1.9	0.1	0.1	-0.1
Secondary products and miscellaneous receipts.....		331420-SM						
Miscellaneous receipts.....		331420-M	-	-0.2	-0.6	0.2	-0.2	-0.4
Other nonferrous roll/draw/extruding/alloying.....	33149		4.0	-0.1	-1.3	-1.1	-0.5	0.9
Nonferrous metal (except copper and aluminum) rolling, drawing, and extruding.....	331491		0.8	0.1	0.0	-1.5	-0.5	0.6
Primary products.....		331491-P	0.9	0.3	-0.1	-1.5	-0.5	0.6
All other nonferrous metal mill shapes.....		331491-D	-1.3	3.7	0.3	-0.5	-1.7	-0.6
Nickel and nickel-base alloy mill shapes.....		331491-2	-6.9	-1.4	-0.5	-5.0	-1.3	0.2
Titanium and titanium-base alloy mill shapes.....		331491-3	8.1	-0.4	0.0	0.0	1.0	1.6
Secondary products and miscellaneous receipts.....		331491-SM						
Secondary products.....		331491-S	7.6	1.6	0.0	0.0	1.4	0.1
Secondary smelting, refining, and alloying of nonferrous metal (except copper and aluminum).....	331492		4.8	-0.2	-2.4	-0.7	-0.6	1.1
Primary products.....		331492-P	5.2	-0.2	-2.5	-0.7	-0.6	1.2
All other miscellaneous secondary nonferrous metals, including secondary lead and zinc.....		331492-B	-	-1.8	-4.7	-0.3	-0.8	4.2
Secondary products and miscellaneous receipts.....		331492-SM						
Foundries.....	3315		2.7	0.0	-0.1	-0.2	0.0	-0.1
Ferrous metal foundries.....	33151		2.4	0.0	0.1	-0.4	0.1	0.0
Iron foundries.....	331511		1.7	0.0	0.0	0.1	-0.6	-0.2
Primary products.....		331511-P	1.4	-0.1	0.0	0.1	-0.6	-0.3
Ductile iron pressure pipe and fittings.....		331511-1	-0.7	0.0	0.0	1.3	-3.0	-0.3
Other ductile iron castings.....		331511-3	1.8	0.1	0.3	-0.5	-0.2	-0.4
Other ductile iron castings for automotive uses.....		331511-31	0.3	0.1	0.1	-0.6	0.0	-0.8
Other ductile iron castings for all other uses.....		331511-32	2.8	0.2	0.4	-0.4	-0.2	-0.2
Other gray iron castings.....		331511-9	1.7	-0.4	-0.3	0.7	-0.7	-0.3
Secondary products and miscellaneous receipts.....		331511-SM						
Steel investment foundries.....	331512		-0.4	0.0	0.0	-2.0	0.0	0.0
Primary products.....		331512-P	-0.5	0.0	0.0	-2.0	0.0	0.0
Steel investment castings.....		331512-0	-0.5	0.0	0.0	-2.0	0.0	0.0
Secondary products and miscellaneous receipts.....		331512-SM						
Secondary products.....		331512-S	2.4	0.2	0.0	0.0	0.2	0.0
Steel foundries, except investment.....	331513		7.9	0.0	0.2	0.1	2.1	0.4
Primary products.....		331513-P	8.1	0.0	0.3	0.0	2.2	0.5
Carbon steel castings, except investment.....		331513-1	7.1	0.0	0.2	0.0	0.0	1.8
Alloy steel castings, excluding investment.....		331513-4	7.5	0.0	0.3	0.0	2.9	0.0
High alloy steel castings, except investment.....		331513-41	-	-0.1	0.0	0.0	-	-
Other alloy steel castings, except investment.....		331513-43	9.5	0.2	0.8	0.0	8.3	0.0
Secondary products and miscellaneous receipts.....		331513-SM						
Nonferrous metal foundries.....	33152		3.1	0.0	-0.4	0.0	0.0	-0.1
Nonferrous metal die-casting foundries.....	331523		-0.7	-0.3	-0.3	-0.2	-0.3	-0.2

See footnotes at end of table.

Table 12. Producer price index percentage changes for the net output of selected industries and their products, not seasonally adjusted — Continued
 [September 2023]

Title ¹	Industry code	Product code	Unadjusted 12-month percent change ²	Unadjusted 1-month percent change ²				
			Sept. 2022 to Sept. 2023 ^P	Apr. to May	May to June ^P	June to July ^P	July to Aug. ^P	Aug. to Sept. ^P
Nonferrous metal die-casting foundries - Continued								
Primary products.....		331523-P	-0.7	-0.3	-0.3	-0.2	-0.3	-0.2
Aluminum die-castings.....		331523-1	0.1	-0.3	-0.1	-0.2	-0.3	-0.3
Nonferrous (except aluminum) die-castings.....		331523-3	-2.8	-0.5	-1.1	-0.2	-0.3	0.0
Secondary products and miscellaneous receipts.....		331523-SM						
Secondary products.....		331523-S	0.9	0.1	1.7	-0.1	0.1	0.0
Aluminum foundries, except die-casting.....	331524		5.7	0.5	0.1	0.7	0.3	0.0
Primary products.....		331524-P	5.0	0.6	0.1	0.0	0.4	0.0
Aluminum castings, excluding die-castings.....		331524-0	5.0	0.6	0.1	0.0	0.4	0.0
Secondary products and miscellaneous receipts.....		331524-SM						
Secondary products.....		331524-S1	9.2	0.0	0.0	4.1	0.0	0.0
Other nonferrous metal foundries, except die-casting.....	331529		10.4	0.1	-1.1	-0.3	0.2	0.0
Primary products.....		331529-P	10.9	0.0	-1.1	-0.3	0.2	0.0
Copper foundries (excluding die-casting).....		331529-5	2.0	0.0	-2.1	-0.6	0.3	0.0
Secondary products and miscellaneous receipts.....		331529-SM						
Fabricated metal product mfg.....	332		1.6	-0.1	0.1	0.1	-0.1	-0.2
Forging & stamping.....	3321		-4.2	-0.8	-0.5	-0.5	-0.5	0.1
Forging & stamping.....	33211		-4.2	-0.8	-0.5	-0.5	-0.5	0.1
Iron and steel forging.....	332111		-0.1	-0.8	-0.5	-1.5	-0.2	0.0
Primary products.....		332111-P	-0.5	-0.8	-0.5	-1.7	-0.2	0.0
Hot impression die impact, press and upset steel forgings.....		332111-1	-1.1	-0.6	-0.5	-2.4	-0.3	0.0
Hot impression die impact, press and upset carbon steel forgings.....		332111-11	-2.1	-	-	-	0.0	0.2
Hot impression die impact, press and upset alloy steel forgings.....		332111-12	-2.0	-1.4	-1.3	-0.9	-0.5	-0.2
Secondary products and miscellaneous receipts.....		332111-SM						
Nonferrous forging.....	332112		1.8	0.9	0.0	0.3	0.0	0.0
Primary products.....		332112-P	1.7	0.9	0.0	0.3	0.0	0.0
Hot impression die impact, press and upset nonferrous forgings.....		332112-4	1.9	1.0	0.0	0.4	0.0	0.0
Hot impression die impact, press, and upset aluminum and aluminum alloy forgings.....		332112-41	-4.4	0.0	0.0	-0.1	0.0	0.0
Hot impression die impact, press, and upset titanium and titanium alloy forgings.....		332112-42	13.9	3.3	0.0	1.3	0.0	0.0
Other nonferrous hot impression die impact, press, and upset forgings.....		332112-43	6.2	0.0	0.0	0.6	-0.6	0.0
Secondary products and miscellaneous receipts.....		332112-SM						
Custom roll forming.....	332114		-16.3	-2.0	-2.4	-2.0	-0.3	-0.1
Primary products.....		332114-P	-18.1	-2.3	-2.8	-2.2	-0.2	-0.2
Custom roll formed products (steel, aluminum and other metal).....		332114-0	-18.1	-2.3	-2.8	-2.2	-0.2	-0.2
Secondary products and miscellaneous receipts.....		332114-SM						
Powder metallurgy part mfg.....	332117		-	0.0	0.0	1.2	-	-
Primary products.....		332117-P	-	0.0	0.0	1.2	-	-
Powder metallurgy parts.....		332117-0	-	0.0	0.0	1.2	-	-
Other metal stamping, except automotive.....	332119		0.8	-0.2	0.6	0.7	-1.0	0.3
Primary products.....		332119-P	1.0	-0.2	1.0	0.6	-0.7	0.3
Metal job stampings, except automotive.....		332119-3	-0.1	-0.2	1.5	0.5	-1.1	0.5
Motor and generator metal job stamping.....		332119-32	-2.4	0.0	0.0	3.2	-0.9	0.0
Other metal job stampings.....		332119-33	2.4	-0.3	0.0	0.6	-1.5	0.6
Secondary products and miscellaneous receipts.....		332119-SM						
Cutlery & handtool mfg.....	3322		4.2	0.1	0.2	-0.1	0.0	0.0
Cutlery & handtool mfg.....	33221		4.2	0.1	0.2	-0.1	0.0	0.0
Metal cookware, cutlery, and flatware mfg.....	332215		1.4	0.0	0.0	-0.4	0.0	0.0
Primary products.....		332215-P	1.6	0.0	0.0	-0.4	0.0	0.0
Cutlery, scissors, shears, trimmers, and snips.....		332215-2	2.2	0.0	0.0	-2.0	0.0	0.0
Secondary products and miscellaneous receipts.....		332215-SM						
Miscellaneous receipts.....		332215-M	1.6	0.0	0.0	-0.7	0.0	0.0
Secondary products.....		332215-S	0.0	0.0	0.0	0.0	0.0	0.0
Saw blade, handsaw, and hand and edge tool mfg.....	332216		5.6	0.1	0.2	0.1	-0.1	0.0
Primary products.....		332216-P	5.8	0.1	0.2	0.1	-0.1	0.0
Edge tools, hand-operated.....		332216-4	6.6	0.0	0.0	0.0	0.0	0.0
All other miscellaneous hand tools, except handsaws.....		332216-7	0.9	0.0	0.0	0.0	0.0	0.0
Secondary products and miscellaneous receipts.....		332216-SM						
Miscellaneous receipts.....		332216-M	2.5	0.0	0.1	0.0	0.0	0.0
Secondary products.....		332216-S	3.3	0.0	0.0	0.0	0.0	-0.3

See footnotes at end of table.

Table 12. Producer price index percentage changes for the net output of selected industries and their products, not seasonally adjusted — Continued
 [September 2023]

Title ¹	Industry code	Product code	Unadjusted 12-month percent change ²	Unadjusted 1-month percent change ²				
				Sept. 2022 to Sept. 2023 ^P	Apr. to May	May to June ^P	June to July ^P	July to Aug. ^P
Architectural & structural metals mfg.	3323		0.0	-0.8	0.3	0.1	0.2	-0.3
Plate work & fabricated structural prod mfg.	33231		-0.3	-1.3	0.3	0.2	0.1	-0.6
Prefabricated metal buildings and components mfg.	332311		2.9	-0.2	1.0	1.1	0.0	-0.6
Primary products.		332311-P	2.6	-0.2	1.0	1.0	0.0	-0.7
Prefabricated metal bldg & component systems (excl. farm service bldgs, resid. bldgs, & parts).....		332311-1	5.6	0.0	0.0	1.2	-0.4	-0.6
Other prefabricated and portable metal buildings and parts.		332311-3	-4.7	-0.7	4.0	0.4	1.2	-0.9
Secondary products and miscellaneous receipts.		332311-SM						
Fabricated structural metal mfg.	332312		-0.8	-1.8	0.3	0.0	0.2	-0.8
Primary products.		332312-P	-2.7	-2.0	0.3	0.0	0.2	-1.0
Fabricated structural metal bar joists and concrete reinforcing bars.		332312-1	-2.3	-0.2	0.2	0.6	-0.3	-2.8
Fabricated structural iron and steel for industrial buildings metal bar joists, short span.		332312-11	-7.4	-0.2	-0.3	-0.4	0.0	0.2
Fabricated structural iron & steel for commercial, residential, institutional, & public bldgs.		332312-12	-1.3	-0.2	0.4	0.9	-0.4	-3.6
Other fabricated structural metal.		332312-5	-3.6	-3.3	0.2	-0.1	0.3	0.4
Fabricated structural metal for bridges.		332312-6	-0.3	-4.8	1.8	-5.5	3.5	2.4
Secondary products and miscellaneous receipts.		332312-SM						
Plate work mfg.	332313		-	0.0	0.0	0.0	0.0	-
Primary products.		332313-P	-	0.0	0.0	0.0	0.0	-
Fabricated plate work (stacks and weldments).		332313-0	-	0.0	0.0	0.0	0.0	-
Secondary products and miscellaneous receipts.		332313-SM1						
Ornamental & architectural metal prod mfg.	33232		0.4	-0.2	0.2	0.0	0.2	0.0
Metal window and door mfg.	332321		2.6	0.0	-0.1	-0.1	0.3	0.4
Primary products.		332321-P	2.7	0.0	-0.1	-0.1	0.3	0.4
Metal molding and trim and store fronts.		332321-B	0.5	0.0	-0.1	0.0	0.0	0.0
Metal windows (except storm sash).		332321-D	0.9	0.0	-0.4	-0.2	0.0	0.0
Metal doors (except storm doors).		332321-1	3.0	0.0	-0.1	0.0	0.5	0.6
Metal window and door screens (except combination screens) and metal weather strip.		332321-9	0.0	0.0	-0.1	0.0	0.0	0.0
Secondary products and miscellaneous receipts.		332321-SM						
Secondary products.		332321-S	3.1	0.0	0.0	0.0	0.1	0.0
Sheet metal work mfg.	332322		0.3	-0.3	0.5	0.0	0.2	-0.3
Primary products.		332322-P	0.0	-0.4	0.6	0.1	0.3	-0.3
Sheet metal electronic enclosures.		332322-C	6.4	-2.1	1.1	0.5	1.0	0.0
Steel sheet metal computer & peripheral equipment enclosures.		332322-C1	12.7	-4.6	0.3	0.7	2.3	0.0
Aluminum sheet metal computer & peripheral equipment enclosures.		332322-C2	6.7	0.0	6.5	0.3	0.0	0.0
Other sheet metal electronic enclosures (excluding computers).		332322-C3	0.6	0.0	0.2	0.5	0.0	0.0
Other sheet metal work.		332322-G	-0.8	0.2	-0.6	-0.1	0.4	0.0
Aluminum and other sheet metal work.		332322-G3	-2.9	0.4	-2.8	-0.2	0.7	0.0
Sheet metal air-conditioning ducts and stove pipe.		332322-1	0.1	0.0	-0.3	0.0	-0.7	0.0
Sheet metal roofing and roof drainage equipment.		332322-7	0.3	0.3	3.3	-0.4	-0.1	-1.2
Secondary products and miscellaneous receipts.		332322-SM						
Secondary products.		332322-S	0.4	0.4	0.0	0.3	0.3	0.0
Ornamental and architectural metal work mfg.	332323		-2.8	0.0	-0.1	-0.1	-0.1	0.1
Primary products.		332323-P	-2.9	0.0	-0.1	-0.1	-0.1	0.0
Open metal flooring, grating, and studs.		332323-6	-	-	-	-	-	-
Ornamental and architectural metal work.		332323-8	-2.2	0.0	-0.1	-0.3	-0.1	0.1
Iron, steel, and aluminum stairs, staircases, and fire escapes.		332323-81	-2.1	0.0	-0.2	-0.2	-0.1	0.0
Steel and aluminum fences, gates (not wire), and railings and window guards.		332323-82	-2.5	0.0	-0.1	-0.5	0.0	0.3
Other architectural and ornamental work.		332323-9	-7.0	0.0	0.0	0.0	0.0	0.0
Other aluminum and metal architectural and ornamental work.		332323-91	0.1	0.0	0.0	0.0	0.0	0.0
Metal stalls and corrals.		332323-94	-	0.0	0.0	0.0	0.0	-
Secondary products and miscellaneous receipts.		332323-SM						
Secondary products.		332323-S	-4.1	0.4	-1.2	-1.2	-0.3	0.3
Boiler, tank & shipping container mfg.	3324		-1.3	0.2	0.0	0.2	-0.8	0.0
Power boiler & heat exchanger mfg.	33241		2.0	0.0	0.0	1.3	0.1	0.0
Power boiler and heat exchanger mfg.	332410		2.0	0.0	0.0	1.3	0.1	0.0
Primary products.		332410-P	1.8	0.0	0.0	1.3	0.1	0.0
Fabricated heat exchangers and steam condensers (excluding nuclear applications).		332410-1	0.7	0.0	0.0	0.0	0.2	0.0
Secondary products and miscellaneous receipts.		332410-SM						
Secondary products.		332410-S	-	0.0	0.0	3.2	-	-

See footnotes at end of table.

Table 12. Producer price index percentage changes for the net output of selected industries and their products, not seasonally adjusted — Continued
 [September 2023]

Title ¹	Industry code	Product code	Unadjusted 12-month percent change ²	Unadjusted 1-month percent change ²				
			Sept. 2022 to Sept. 2023 ^P	Apr. to May	May to June ^P	June to July ^P	July to Aug. ^P	Aug. to Sept. ^P
Metal tank (heavy gauge) mfg.	33242		1.2	0.1	0.0	-0.1	0.2	-0.2
Metal tanks, heavy gauge, mfg.	332420		1.2	0.1	0.0	-0.1	0.2	-0.2
Primary products.		332420-P	1.7	0.1	0.1	-0.2	0.0	0.0
Metal tanks, heavy gauge.		332420-0	1.7	0.1	0.1	-0.2	0.0	0.0
Secondary products and miscellaneous receipts.		332420-SM						
Secondary products.		332420-S	-3.3	0.0	-0.7	1.0	1.8	-1.6
Light gauge metal container mfg.	33243		-3.9	0.3	-0.1	0.0	-1.7	0.0
Metal can mfg.	332431		-3.6	0.0	-0.1	-0.1	-2.1	0.0
Primary products.		332431-P	-3.5	0.0	-0.1	-0.1	-2.1	0.0
Steel cans and tinware products.		332431-1	-	0.0	-0.1	0.0	0.0	-
Aluminum cans (including lids, ends, and parts shipped separately).		332431-3	-6.5	0.0	0.0	-0.2	-3.5	0.0
Secondary products and miscellaneous receipts.		332431-SM						
Other metal container mfg.	332439		-4.6	1.4	-0.2	0.6	0.1	0.0
Primary products.		332439-P	-	1.6	-0.2	0.7	0.7	0.0
Steel shipping barrels & drums, exc. beer barrels (more than 12-gallon capacity). ..		332439-3	-9.2	5.1	-0.6	2.2	2.3	0.0
All other metal containers.		332439-6	-3.2	0.0	0.0	0.0	-1.0	0.0
Secondary products and miscellaneous receipts.		332439-SM						
Secondary products.		332439-S	-9.6	0.0	0.0	0.0	-4.5	0.0
Hardware mfg.	3325		1.2	0.0	0.0	0.1	0.0	0.0
Hardware mfg.	33251		1.2	0.0	0.0	0.1	0.0	0.0
Hardware mfg.	332510		1.2	0.0	0.0	0.1	0.0	0.0
Primary products.		332510-P	1.2	0.0	0.0	0.1	0.0	0.0
All other miscellaneous hardware.		332510-A	-1.7	0.0	-0.2	0.1	-0.1	0.1
Furniture hardware (excluding cabinet hardware).		332510-2	-3.8	-0.4	-0.4	0.0	-0.2	0.0
Builders' hardware, including fabricated metal safe and vault locks, & cabinet hardware.		332510-4	0.5	0.0	0.0	0.0	0.0	0.0
Motor vehicle hardware (lock units, door & window handles, window regulators, hinges, etc.).		332510-6	-	0.0	0.0	0.0	0.0	-
Other transportation equipment hardware, incl. marine & aircraft (excl. motor vehicle hardware).		332510-7	-	-	-	-	0.0	-
Secondary products and miscellaneous receipts.		332510-SM						
Miscellaneous receipts.		332510-M	1.3	0.5	0.5	-0.2	0.0	0.0
Secondary products.		332510-S	2.2	0.0	0.0	0.0	0.0	0.0
Spring & wire product mfg.	3326		10.2	0.0	0.5	-0.2	0.0	0.1
Spring & wire product mfg.	33261		10.2	0.0	0.5	-0.2	0.0	0.1
Spring mfg.	332613		26.4	0.0	0.7	0.3	0.0	-0.1
Primary products.		332613-P	28.4	0.0	0.8	0.4	0.0	-0.1
Cold formed steel springs, except wire.		332613-3	72.8	-0.1	0.1	0.0	0.0	-0.1
Precision mechanical wire springs.		332613-5	8.6	-0.1	-0.3	1.2	-0.2	0.0
Precision mechanical extension- and torsion-type wire springs.		332613-51	-0.6	0.0	-0.7	1.5	-0.4	0.2
Precision mechanical compression-type wire springs.		332613-52	15.0	-0.1	0.0	1.0	0.0	0.0
Secondary products and miscellaneous receipts.		332613-SM						
Secondary products.		332613-S	6.1	3.9	0.0	0.1	0.0	0.0
Other fabricated wire product mfg.	332618		-2.6	0.1	0.2	-0.8	0.0	0.3
Primary products.		332618-P	1.9	0.0	0.0	-1.1	0.1	0.4
Other ferrous wire products, excluding springs, made from purchased wire.		332618-B	10.0	-0.5	-0.9	0.0	0.0	0.0
Other fabricated wire products, made from purchased wire.		332618-2	-2.0	0.3	0.0	-2.1	0.0	0.0
Ferrous wire cloth and other ferrous woven wire products, made from purchased wire.		332618-3	1.5	0.0	-0.7	0.0	0.0	0.0
Steel fencing and fence gates, made from purchased wire.		332618-7	-5.9	-0.1	1.6	0.1	0.9	-1.3
Steel nails, staples, tacks, spikes, and brads, made from purchased wire.		332618-9	-	0.0	0.0	-	-	-
Secondary products and miscellaneous receipts.		332618-SM						
Secondary products.		332618-S	4.1	0.0	0.0	-0.1	0.4	0.1
Mach shops, turn prod, screw, nut, bolt mfg.	3327		2.9	0.4	0.3	0.0	-0.3	0.0
Machine shops.	33271		2.2	0.5	0.0	0.2	0.0	0.0
Machine shops.	332710		2.2	0.5	0.0	0.2	0.0	0.0
Primary products.		332710-P	2.3	0.6	0.0	0.2	0.0	0.0
Machine shop job work and job order repairs.		332710-0	2.3	0.6	0.0	0.2	0.0	0.0
Secondary products and miscellaneous receipts.		332710-SM						
Turned product & screw, nut & bolt mfg.	33272		3.5	0.3	0.6	-0.2	-0.7	0.0
Precision turned product mfg.	332721		3.2	-0.2	0.6	-0.3	-1.0	0.0

See footnotes at end of table.

Table 12. Producer price index percentage changes for the net output of selected industries and their products, not seasonally adjusted — Continued
 [September 2023]

Title ¹	Industry code	Product code	Unadjusted 12-month percent change ²	Unadjusted 1-month percent change ²				
			Sept. 2022 to Sept. 2023 ^P	Apr. to May	May to June ^P	June to July ^P	July to Aug. ^P	Aug. to Sept. ^P
Precision turned product mfg - Continued								
Primary products.....		332721-P	3.6	-0.2	0.7	-0.4	-1.1	0.0
Precision turned products, automotive.....		332721-1	6.5	0.0	1.6	0.3	0.0	0.0
Precision turned products, except automotive.....		332721-3	2.5	-0.3	0.4	-0.6	-1.4	0.0
Secondary products and miscellaneous receipts.....		332721-SM						
Bolt, nut, screw, rivet, and washer mfg.....	332722		4.0	1.1	0.5	0.1	-0.2	0.0
Primary products.....		332722-P	4.3	1.2	0.5	0.1	-0.2	0.0
Nonthreaded metal fasteners (except aircraft types).....		332722-B	1.1	0.5	0.2	0.0	-0.3	0.0
Aircraft fasteners, except plastics (including aerospace).....		332722-1	4.2	2.0	0.0	0.0	0.0	0.0
Externally threaded metal fasteners (except aircraft types).....		332722-3	5.4	1.2	0.8	0.0	-0.4	0.1
Hex bolts, including heavy, tap-and-joint (excluding high-strength structural & aircraft types).....		332722-3122	1.2	2.2	0.6	0.5	0.4	0.0
Other metal bolts, including square, round, plow, high-strength structural, & bent bolts.....		332722-3133	11.2	2.9	0.0	-0.2	0.0	0.0
Cap, set, machine, lag, flange, and self-locking screws (except aircraft types) ...		332722-3144	5.5	0.2	-0.1	0.2	-0.9	0.0
Internally threaded fasteners (except aircraft types).....		332722-5	4.3	0.0	1.2	-0.2	-0.1	0.0
Secondary products and miscellaneous receipts.....		332722-SM						
Miscellaneous receipts.....		332722-M	7.8	0.0	0.0	1.1	0.0	0.0
Coating/engrave/heat treating & other activity.....	3328		6.9	1.1	-0.2	1.2	0.2	-0.4
Coating/engrave/heat treating & other activity.....	33281		6.9	1.1	-0.2	1.2	0.2	-0.4
Metal heat treating.....	332811		19.9	0.0	0.0	3.5	0.0	0.0
Primary products.....		332811-P	12.6	0.0	0.0	2.7	0.0	0.0
Heat treating of metal for the trade (pickling, annealing, etc.).....		332811-0	12.6	0.0	0.0	2.7	0.0	0.0
Secondary products and miscellaneous receipts.....		332811-SM						
Metal coating and nonprecious engraving.....	332812		1.0	0.7	-1.0	1.1	0.4	-0.8
Primary products.....		332812-P	1.1	0.7	-1.1	1.2	0.4	-0.9
Metal coating, engraving, and allied services.....		332812-0	1.1	0.7	-1.1	1.2	0.4	-0.9
Secondary products and miscellaneous receipts.....		332812-SM						
Electroplating, anodizing and coloring metal.....	332813		7.6	2.7	0.9	-0.4	0.0	0.0
Primary products.....		332813-P	8.1	2.9	1.0	-0.4	0.0	0.0
Electroplating, plating, polishing, anodizing and coloring metal.....		332813-0	8.1	2.9	1.0	-0.4	0.0	0.0
Secondary products and miscellaneous receipts.....		332813-SM						
Other fabricated metal product mfg.....	3329		4.0	0.2	-0.1	0.1	-0.1	-0.4
Metal valve mfg.....	33291		8.4	0.5	0.0	0.2	-0.2	0.1
Industrial valve mfg.....	332911		5.8	1.2	0.2	0.0	0.8	0.0
Primary products.....		332911-P	5.7	1.1	0.2	0.0	0.8	0.0
Automatic regulating and control valves and parts (except nuclear), power operated.....		332911-F	7.4	0.0	0.1	0.0	0.0	0.0
Industrial valves for water works and municipal equipment (IBBM, AWWA, and UL).....		332911-N	3.3	1.3	0.0	0.0	0.0	0.0
Industrial ball valves (all metals, pressures, and types), incl. manual & power operated.....		332911-Q	8.4	-	-	-	-	0.0
Industrial butterfly valves (all metals, pressures, and types), incl. manual & power operated.....		332911-R	7.3	0.5	1.0	0.0	0.0	0.0
All other miscellaneous industrial valves.....		332911-X	4.8	2.1	0.0	0.0	1.5	0.0
Gates, globes, angles and other industrial valves.....		332911-1	3.9	0.1	0.0	0.0	0.0	0.0
Secondary products and miscellaneous receipts.....		332911-SM						
Miscellaneous receipts.....		332911-M	9.8	6.8	0.6	0.0	0.0	0.0
Secondary products.....		332911-S	7.0	1.9	0.0	0.0	0.3	-0.2
Fluid power valve and hose fitting mfg.....	332912		17.2	0.2	-0.3	0.6	-0.8	0.1
Primary products.....		332912-P	17.8	0.1	0.2	0.8	-0.7	0.1
Nonaerospace type hydraulic and pneumatic assemblies of hose.....		332912-N	5.6	0.1	0.1	0.0	1.1	0.2
Nonaerospace type flared (metal) fittings, couplings and assemblies.....		332912-T	2.1	0.0	0.0	0.0	1.2	0.0
Nonaerospace type flareless fittings and couplings (incl. nonmetal fittings).....		332912-U	1.6	0.0	0.0	0.0	0.0	0.0
Aerospace type hydraulic fluid power valves.....		332912-1	2.3	0.0	1.2	0.0	0.0	1.0
Nonaerospace type hydraulic directional control valves.....		332912-5	3.4	0.7	0.0	0.0	0.0	0.0
Nonaerospace type hydraulic valves, except directional control.....		332912-7	3.8	0.5	0.0	-0.8	0.0	0.0
Nonaerospace type pneumatic directional control valves.....		332912-9	5.1	0.0	1.1	0.1	0.0	0.0
Secondary products and miscellaneous receipts.....		332912-SM						
Plumbing fixture fitting and trim mfg.....	332913		2.1	0.1	0.0	0.0	0.0	0.0
Primary products.....		332913-P	2.2	0.1	0.0	0.0	0.0	0.0
Miscellaneous metal and nonmetal plumbing fixtures, fittings, and trim.....		332913-6	0.3	0.0	0.0	0.0	0.0	0.0
Metal and nonmetal lavatory and sink fittings, excluding single control.....		332913-7	4.2	0.5	0.0	0.0	0.0	0.0

See footnotes at end of table.

Table 12. Producer price index percentage changes for the net output of selected industries and their products, not seasonally adjusted — Continued
 [September 2023]

Title ¹	Industry code	Product code	Unadjusted 12-month percent change ²	Unadjusted 1-month percent change ²					
				Sept. 2022 to Sept. 2023 ^P	Apr. to May	May to June ^P	June to July ^P	July to Aug. ^P	Aug. to Sept. ^P
Plumbing fixture fitting and trim mfg - Continued									
Secondary products and miscellaneous receipts.....		332913-SM							
Other metal valve and pipe fitting mfg.....	332919		1.6	0.0	0.0	-0.2	-1.3	0.2	
Primary products.....		332919-P	1.8	0.0	0.0	-0.1	-1.4	0.2	
Plumbing and heating valves and specialties, except plumbers' brass goods.....		332919-1	-	0.0	0.0	-0.9	-	-	
Metal fittings, flanges, and unions for pipe fittings.....		332919-4	1.6	0.0	0.0	0.0	-1.6	0.2	
Secondary products and miscellaneous receipts.....		332919-SM							
Secondary products.....		332919-S	0.1	0.0	0.0	-0.8	0.0	0.0	
All other fabricated metal product mfg.....	332999		0.4	-0.1	-0.2	0.1	-0.1	-0.8	
Ball and roller bearing mfg.....	332991		3.0	0.0	0.0	0.0	-0.1	0.1	
Primary products.....		332991-P	2.3	0.0	0.1	0.0	-0.4	0.3	
Ball bearings, complete, unmounted.....		332991-1	2.1	0.0	0.0	0.0	-0.1	0.0	
Tapered roller bearings (including cups & cones), unmounted.....		332991-3	4.0	0.0	0.0	0.0	0.0	0.1	
Other roller bearings, unmounted.....		332991-5	2.4	0.0	0.0	0.0	0.0	0.0	
Mounted bearings (excluding plain).....		332991-7	3.7	-0.4	0.2	0.0	0.0	1.7	
Parts and components for ball and roller bearings (including balls and rollers) sold separately.....		332991-9	-4.7	0.0	0.5	0.0	-3.6	1.8	
Secondary products and miscellaneous receipts.....		332991-SM							
Secondary products.....		332991-S	-	0.0	0.0	0.0	0.0	-	
Small arms ammunition mfg.....	332992		0.1	0.1	0.1	0.0	-0.8	0.0	
Primary products.....		332992-P	0.3	0.2	0.1	0.0	-0.9	0.0	
Other ammunition products.....		332992-08	-	0.0	0.0	0.0	0.0	-	
Secondary products and miscellaneous receipts.....		332992-SM							
Ammunition, except small arms, manufacturing.....	332993		0.8	0.1	0.0	0.2	-0.2	-1.3	
Primary products.....		332993-P	-1.3	0.4	0.0	0.2	0.0	-4.1	
Ammunition (excluding small arms), more than 30 mm (1.18 in.).....		332993-0	-1.3	0.4	0.0	0.2	0.0	-4.1	
Secondary products and miscellaneous receipts.....		332993-SM1							
Fabricated pipe and pipe fitting mfg.....	332996		3.3	-0.2	-1.3	0.4	-0.2	0.2	
Primary products.....		332996-P	3.1	-0.2	-1.5	0.0	-0.3	0.3	
Fabricated pipe and pipe fittings made from purchased pipe.....		332996-0	3.1	-0.2	-1.5	0.0	-0.3	0.3	
Secondary products and miscellaneous receipts.....		332996-SM							
Miscellaneous fabricated metal product mfg.....	332999		-2.0	-0.2	0.0	-0.2	0.2	-1.9	
Primary products.....		332999-P	-1.6	-0.2	-0.1	-0.3	0.2	-1.5	
All other miscellaneous fabricated metal products.....		332999-N	-2.1	-0.2	-0.3	-0.3	0.2	-1.6	
Secondary products and miscellaneous receipts.....		332999-SM							
Secondary products.....		332999-S	9.2	-0.8	3.4	0.0	0.0	0.0	
Small arms, ordnance, and ordnance accessories mfg.....	33299T		0.9	0.0	0.0	0.5	0.0	0.0	
Primary products.....		33299T-P	0.8	0.0	0.0	0.4	0.0	0.0	
Single barrel shotguns, other small firearms n.e.c., and parts & attachments for small arms.....		33299T-45	0.5	0.0	0.0	0.0	0.0	0.0	
Secondary products and miscellaneous receipts.....		33299T-SM							
Machinery manufacturing.....	333		5.3	0.4	0.1	0.4	0.1	0.2	
Agricultural, construction, and mining machinery mfg.....	3331		5.2	0.1	0.1	0.8	-0.2	0.1	
Agricultural implement manufacturing.....	33311		2.8	0.1	0.1	0.2	-0.1	0.1	
Farm machinery and equipment mfg.....	333111		3.0	0.2	0.1	0.3	-0.1	0.1	
Primary products.....		333111-P	3.0	0.2	0.1	0.3	-0.1	0.1	
Haying machinery and attachments.....		333111-A	5.4	0.0	0.0	4.9	0.0	0.0	
Parts for farm machinery, for sale separately.....		333111-C	3.5	0.4	-0.8	0.1	0.6	0.1	
Farm plows, harrows, rollers, pulverizers, etc., and attachments.....		333111-E	2.1	0.0	2.1	0.0	0.0	0.0	
All other farm machinery and equipment, excluding parts, including attachments.....		333111-G	-2.2	0.3	0.3	0.0	0.1	0.0	
Commercial turf and grounds care equipment, including parts and attachments.....		333111-J	2.1	0.0	0.0	0.0	0.0	0.8	
Farm dairy equipment, sprayers and dusters, farm blowers, and attachments.....		333111-4	0.9	0.0	0.0	0.0	0.0	0.1	
Planting, seeding, and fertilizing machinery and attachments.....		333111-7	3.0	0.0	0.1	-0.3	-1.4	0.0	
Harvesting machinery (except hay and straw) and attachments.....		333111-9	-	0.2	0.2	0.3	-	-	
Secondary products and miscellaneous receipts.....		333111-SM							
Miscellaneous receipts.....		333111-M	5.6	0.0	0.0	0.6	0.0	0.4	
Secondary products.....		333111-S	6.1	0.2	0.1	0.2	0.5	0.0	
Lawn and garden equipment mfg.....	333112		2.3	-0.3	0.0	0.0	0.0	0.0	
Primary products.....		333112-P	2.7	-0.3	0.0	0.0	0.0	0.0	
Consumer nonriding lawn, garden, and snow equipment.....		333112-1	3.3	-0.4	0.0	-0.1	0.0	0.0	
Consumer riding lawn, garden, and snow equipment.....		333112-3	1.5	0.0	0.0	0.0	0.0	0.0	

See footnotes at end of table.

Table 12. Producer price index percentage changes for the net output of selected industries and their products, not seasonally adjusted — Continued
 [September 2023]

Title ¹	Industry code	Product code	Unadjusted 12-month percent change ²	Unadjusted 1-month percent change ²				
			Sept. 2022 to Sept. 2023 ^P	Apr. to May	May to June ^P	June to July ^P	July to Aug. ^P	Aug. to Sept. ^P
Lawn and garden equipment mfg - Continued								
Parts and attachments for consumer lawn, garden, and snow equipment.....		333112-7	2.6	-1.4	0.0	0.5	0.3	0.0
Secondary products and miscellaneous receipts.....		333112-SM						
Secondary products.....		333112-S	-0.7	0.1	0.0	0.0	0.0	0.5
Construction machinery manufacturing.....	33312		6.5	0.0	0.0	1.8	-0.3	0.0
Construction machinery mfg.....	333120		6.5	0.0	0.0	1.8	-0.3	0.0
Primary products.....		333120-P	6.3	0.0	0.0	1.8	-0.4	0.0
Power cranes, loaders, dozers, tractors, off-highway trucks, mixers, pavers, backhoes, etc.....		333120-1	7.6	0.0	0.0	2.4	-0.5	0.0
Power cranes, draglines, & shovels (excavators) (incl. surface mining equip.) (excluding parts).....		333120-11	8.8	0.0	-0.1	3.5	-0.2	0.0
Mixers, pavers, and related equipment (excluding parts).....		333120-12	10.3	0.0	0.0	0.7	0.0	0.0
Off-highway trucks, haulers, truck-type tractor chassis, trailers, etc. (excluding parts).....		333120-13	-	0.0	-	-	-	-
Tractor shovel loaders (skid steer, wheel, crawler, and integral design backhoes).....		333120-14	5.5	0.2	0.0	1.2	-1.4	0.0
Construction wheel and crawler tractors, dozers, self-propelled log skidders, etc.....		333120-15	-	0.0	0.0	3.0	0.0	-
Graders, rollers and compactors, forklifts, scrapers, trenchers, etc. (excluding parts).....		333120-16	6.7	0.1	0.0	1.9	0.0	0.0
Construction machinery for mounting (excluding parts, winches, snow clearing attachments).....		333120-17	10.3	0.0	0.0	1.7	-2.2	0.0
Other construction machinery and equipment (excluding parts).....		333120-8	-	-	-	0.0	0.0	0.0
Parts for construction machinery and equipment, sold separately.....		333120-9	4.0	0.2	0.7	-0.1	0.1	0.0
Parts for cranes, draglines, and shovels (including surface mining equipment) (sold separately).....		333120-91	5.7	0.0	1.7	-0.1	0.2	0.0
Parts for off-highway wheel tractors and shovel loaders (sold separately).....		333120-92	1.9	0.0	0.0	0.0	0.0	0.0
Parts for other construction machinery (sold separately).....		333120-93	2.7	0.3	0.0	0.0	0.0	0.0
Secondary products and miscellaneous receipts.....		333120-SM						
Miscellaneous receipts.....		333120-M	5.2	0.0	0.1	0.0	0.0	0.0
Mining and oil and gas field machinery mfg.....	33313		6.7	0.1	0.0	0.1	0.0	0.3
Mining machinery and equipment mfg.....	333131		6.7	0.3	0.1	0.3	0.0	0.0
Primary products.....		333131-P	6.6	0.3	0.0	0.3	0.0	0.0
Mining machinery and equipment (except parts sold separately).....		333131-2	7.3	0.3	0.0	0.4	0.0	0.0
Underground mining machinery (except parts sold separately).....		333131-21	-	0.1	0.0	0.0	-	-
Mineral processing & beneficiation machinery (except parts sold separately).....		333131-23	7.3	0.0	0.0	0.0	0.0	0.0
Crushing, pulverizing & screening machinery (except parts sold separately).....		333131-25	4.6	0.0	0.0	0.0	0.0	0.0
Drills and other mining machinery (except parts sold separately).....		333131-27	-	1.0	0.0	1.3	-	-
Parts and attachments for mining machinery and equipment (sold separately).....		333131-9	4.1	0.1	0.2	0.0	0.0	0.0
Secondary products and miscellaneous receipts.....		333131-SM						
Miscellaneous receipts.....		333131-M	11.8	0.0	0.0	2.6	0.0	0.0
Oil and gas field machinery and equipment mfg.....	333132		6.5	0.0	0.0	0.0	0.0	0.4
Primary products.....		333132-P	6.6	0.0	0.0	0.0	0.0	0.4
Oil and gas field production machinery and equipment (except pumps).....		333132-A	4.3	0.0	0.0	0.0	0.0	0.8
Oil and gas field production machinery and equipment (except pumps and parts sold separately).....		333132-A1	4.3	0.0	0.0	0.0	0.0	1.0
Parts and attachments for oil and gas field production machinery and equipment (except pumps).....		333132-A2	4.8	0.0	0.0	0.0	0.0	0.0
Rotary oil and gas field drilling machinery and equipment.....		333132-1	5.9	0.0	0.0	0.0	0.0	0.0
Secondary products and miscellaneous receipts.....		333132-SM						
Industrial machinery manufacturing.....	3332		3.8	0.6	-0.2	-0.4	0.0	0.0
Other industrial machinery manufacturing.....	33324		3.8	0.6	-0.2	-0.4	0.0	0.0
Food product machinery mfg.....	333241		6.6	1.9	0.2	0.1	0.0	0.0
Primary products.....		333241-P	6.9	2.0	0.2	0.1	0.0	0.0
Dairy and milk products plant machinery and equipment.....		333241-1	2.7	0.0	1.8	0.2	0.0	0.0
Commercial food products machinery (except packaging and cooking equipment).....		333241-3	10.3	4.0	0.0	0.1	0.0	0.0
Industrial food products machinery for processing foods, beverages, & animal & fowl feed.....		333241-5	4.5	0.0	0.0	0.1	0.0	0.0
Other industrial food and feed machinery.....		333241-51	0.2	0.0	0.0	0.4	0.0	0.0
Machinery for sorting, grading, and cleaning fruits, vegetables, eggs, and for processing meat.....		333241-52	9.2	0.0	0.0	0.0	0.0	0.0
Parts and attachments for industrial food and feed products machinery.....		333241-53	0.7	0.0	0.0	-0.2	0.2	0.0
Secondary products and miscellaneous receipts.....		333241-SM						
Miscellaneous receipts.....		333241-M	0.9	-0.1	0.0	0.1	0.3	0.3
Secondary products.....		333241-S	8.1	0.1	1.6	0.8	0.0	0.0

See footnotes at end of table.

Table 12. Producer price index percentage changes for the net output of selected industries and their products, not seasonally adjusted — Continued
 [September 2023]

Title ¹	Industry code	Product code	Unadjusted 12-month percent change ²	Unadjusted 1-month percent change ²				
				Sept. 2022 to Sept. 2023 ^P	Apr. to May	May to June ^P	June to July ^P	July to Aug. ^P
Semiconductor machinery mfg.	333242		2.1	0.2	-1.4	0.0	0.1	0.0
Primary products.		333242-P	2.1	0.2	-1.4	0.0	0.1	0.0
Semiconductor machinery and parts.		333242-0	2.1	0.2	-1.4	0.0	0.1	0.0
Secondary products and miscellaneous receipts.		333242-SM						
Miscellaneous receipts.		333242-M	1.3	0.0	0.0	0.0	0.0	0.0
Sawmill, woodworking and paper machinery mfg.	333243		6.8	0.3	1.0	0.1	-0.2	0.0
Primary products.		333243-P	6.3	0.3	1.0	0.1	-0.2	0.0
Sawmill and woodworking machinery.		333243-A	7.5	0.1	0.1	0.2	-0.1	0.2
Sawmill and woodworking machinery, excluding parts & attachments.		333243-A3	8.5	0.1	0.1	0.1	-0.1	0.2
Parts, attachments & accessories for sawmill & woodworking machinery.		333243-A4	2.1	0.0	0.0	0.3	0.0	0.0
Paper industry machinery.		333243-B	5.1	0.5	1.7	0.0	-0.3	-0.1
Paper industry machinery, excluding parts & attachments.		333243-B1	4.4	0.2	2.4	0.0	0.0	0.0
Parts and attachments for paper industry machinery.		333243-B2	5.2	1.1	0.1	0.1	-0.9	-0.3
Secondary and miscellaneous receipts.		333243-SM						
Miscellaneous receipts.		333243-M	11.7	0.1	0.0	0.0	0.0	0.3
All other industrial machinery mfg.	333248		2.9	0.5	0.0	-0.7	0.0	0.0
Primary products.		333248-P	2.9	0.5	0.0	-0.7	0.0	-0.1
Printing machinery and equipment mfg.		333248-4	1.3	0.2	-0.3	0.1	0.5	-0.4
All other miscellaneous printing trades machinery, including parts.		333248-4A	1.4	-0.1	-0.4	0.1	0.7	-0.6
Other printing machinery and equipment, including pre-press preparation and typesetting.		333248-4A7	2.2	-0.2	-0.8	0.3	1.5	-1.3
Parts, attachments, and accessories for printing trades machinery.		333248-4A8	1.1	0.0	0.0	0.0	0.0	0.0
Other industrial machinery.		333248-9	3.2	0.5	0.0	-0.8	0.0	0.0
Plastics-working machinery and equipment and parts, excluding patterns and molds.		333248-91	2.1	0.4	0.0	-0.5	0.0	-0.1
Plastics-working machinery and equipment, excluding patterns, molds, and parts sold separately.		333248-919	2.2	0.4	0.0	-0.6	0.0	-0.1
Textile machinery (except parts, attachments, and accessories).		333248-95	-0.1	0.0	0.0	0.0	0.0	0.0
Parts and attachments for textile machinery.		333248-97	0.0	0.0	0.0	0.0	0.0	0.0
All other industrial machinery.		333248-98	3.8	0.6	0.0	-0.9	0.0	0.0
Secondary products and miscellaneous receipts.		333248-SM						
Commercial and service industry machinery manufacturing.	3333		3.2	0.1	0.2	0.1	0.1	0.1
Commercial and service industry machinery manufacturing.	33331		3.2	0.1	0.2	0.1	0.1	0.1
Commercial and service industry machinery mfg.	333310		3.5	0.1	0.2	0.1	0.1	0.1
Primary products.		333310-P	3.6	0.2	0.2	0.1	0.1	0.1
Optical instruments and lenses (incl. parts).		333310-4	3.6	0.0	0.1	0.3	0.4	0.0
Sighting, tracking, and fire-control equipment, optical type.		333310-41	-	-	-	0.0	0.0	0.0
All other miscellaneous optical instruments and lenses (incl. binoculars and astronomical).		333310-43	3.8	0.0	0.2	0.4	0.5	0.0
Commercial cooking and food warming equipment (incl. parts).		333310-5	3.1	0.0	0.0	0.0	0.0	0.0
Commercial non electric cooking and food warming equipment, ex. parts and accessories.		333310-51	-	0.0	-	-	-	-
Commercial electric cooking and food warming equipment, ex. parts and accessories.		333310-52	-	0.0	-	-	-	-
Parts and accessories for commercial cooking and food warming equipment.		333310-53	-	0.0	-	-	-	-
Other commercial and service industry machinery.		333310-9	-	-	0.1	0.0	0.0	0.2
Commercial laundry and drycleaning machinery (incl. parts).		333310-93	9.0	0.9	0.0	0.0	0.0	0.0
Commercial and industrial floor and carpet cleaning machines, ex. vacuum cleaners.		333310-95	7.7	0.0	0.5	0.7	0.0	-0.2
Electronic teaching machines, teaching aids, etc., (incl. kits).		333310-97	1.2	0.0	0.0	0.0	0.0	0.0
All other parts and attachments for service industry equipment.		333310-98	-	-	-	0.0	0.0	0.3
Other service industry equipment.		333310-99	3.5	0.3	0.1	0.0	0.0	0.3
Secondary products and miscellaneous receipts.		333310-SM						
Miscellaneous receipts.		333310-M	-	-0.1	0.1	0.1	0.1	0.5
Secondary products.		333310-S	-	0.0	1.3	0.0	0.0	0.2
HVAC and commercial refrigeration equipment.	3334		4.6	0.4	-0.2	0.2	0.2	0.1
HVAC and commercial refrigeration equipment.	33341		4.6	0.4	-0.2	0.2	0.2	0.1
Fan, blower, air purification equipment mfg.	333413		4.0	0.7	0.1	0.1	-0.2	-0.1
Primary products.		333413-P	3.2	0.7	0.1	0.1	-0.1	-0.1
Air purification equipment.		333413-1	2.6	0.3	0.1	0.1	-0.2	-0.2
Dust collection and other air purification equipment for industrial gas cleaning systems.		333413-11	0.0	0.0	0.0	0.0	0.0	0.0
Dust collection and other air purification equipment for cleaning incoming air.		333413-13	4.1	0.4	0.2	0.2	-0.3	-0.4
Air filters for air-conditioners and furnaces, etc. of 2400 CFM or less, except parts.		333413-131	4.1	0.8	0.3	0.3	-0.4	0.0

See footnotes at end of table.

Table 12. Producer price index percentage changes for the net output of selected industries and their products, not seasonally adjusted — Continued
 [September 2023]

Title ¹	Industry code	Product code	Unadjusted 12-month percent change ²	Unadjusted 1-month percent change ²				
				Sept. 2022 to Sept. 2023 ^P	Apr. to May	May to June ^P	June to July ^P	July to Aug. ^P
Fan, blower, air purification equipment mfg - Continued								
Other dust collection and air purification equipment, except parts.....		333413-132	9.1	0.0	0.0	0.0	-0.4	0.0
Parts for dust collection and air purification equipment.....		333413-133	-1.1	0.0	0.0	0.0	0.0	-1.5
Industrial and commercial fans and blowers.....		333413-2	4.3	1.2	0.0	0.0	0.0	0.0
Centrifugal blower filter units, and classes I-IV centrifugal fans, except parts. . . .		333413-22	3.9	1.1	0.0	0.0	0.0	0.0
Other centrifugal fans and blowers, except parts.....		333413-23	7.0	1.2	0.0	0.0	0.0	0.0
Parts and accessories for fans and blowers.....		333413-29	-2.4	0.5	0.0	0.0	0.0	0.0
Secondary products and miscellaneous receipts.....		333413-SM						
Secondary products.....		333413-S	0.9	0.0	0.0	0.0	0.0	0.0
Heating equipment (except warm air furnaces) mfg.....								
Primary products.....	333414	333414-P	8.8	0.0	0.1	0.3	0.0	0.0
Other heating equipment, except electric (incl. parts for nonelectric equipment & oil burners).....		333414-D	9.6	0.0	0.1	0.3	0.0	0.0
Cast iron heating boilers, radiators, and convectors (except parts).....		333414-1	10.8	0.0	0.2	-0.1	0.0	0.0
Domestic heating stoves (except electric and parts).....		333414-3	7.3	0.0	0.0	0.0	0.0	0.0
Floor and wall furnaces, unit heaters, infrared heaters, and mechanical stokers. . . .		333414-7	9.2	0.0	0.0	0.0	0.0	0.0
Secondary products and miscellaneous receipts.....		333414-SM	7.7	0.0	0.0	1.4	0.0	0.0
Secondary products.....		333414-S	4.2	0.0	0.0	0.0	0.0	0.0
Air-conditioning, refrigeration, and forced air heating equipment mfg.....								
Primary products.....	333415	333415-P	4.0	0.4	-0.3	0.2	0.3	0.1
Warm air furnaces, including duct furnaces and humidifiers, and electric comfort heating.....		333415-C	3.6	0.3	-0.3	0.2	0.3	0.1
Parts and accessories for air conditioning and heat transfer equipment.....		333415-D	1.7	-1.1	0.5	-0.3	0.3	-1.3
Unitary air-conditioners, except air source heat pumps.....		333415-E	-1.9	-1.5	-0.2	-0.8	0.8	0.0
Heat pumps.....		333415-H	5.0	1.2	-0.9	1.0	1.2	0.4
Heat transfer equipment (except elec dehumidifiers), mechanically refrigerated, self-contained.....		333415-2	7.7	0.0	0.0	0.0	0.0	4.7
Commercial refrigerators and related equipment.....		333415-3	4.4	1.3	-0.4	0.1	-0.8	-0.2
Refrigeration condensing units, all refrigerants, except ammonia (complete).....		333415-5	4.6	0.0	-0.3	0.0	0.0	0.0
All other miscellaneous refrigeration and air-conditioning equipment.....		333415-9	2.1	0.0	0.0	0.0	0.0	0.0
Secondary products and miscellaneous receipts.....		333415-SM	2.1	0.0	0.0	0.0	0.0	0.0
Miscellaneous receipts.....		333415-M	-	0.0	0.0	0.0	0.0	0.0
Metalworking machinery manufacturing.....								
Metalworking machinery manufacturing.....	3335		5.8	0.2	0.4	0.2	0.1	0.6
Metalworking machinery manufacturing.....								
Metalworking machinery manufacturing.....	33351		5.8	0.2	0.4	0.2	0.1	0.6
Industrial mold mfg.....								
Primary products.....	333511	333511-P	7.2	0.0	0.0	0.0	0.0	0.1
Industrial molds and mold boxes.....		333511-0	8.1	0.0	0.0	0.0	0.0	0.0
Industrial injection-type molds made of metal for plastics.....		333511-05	8.1	0.0	0.0	0.0	0.0	0.0
Other industrial molds and mold boxes.....		333511-06	-0.1	0.0	0.0	0.0	0.0	0.0
Secondary products and miscellaneous receipts.....		333511-SM	12.5	0.0	0.0	0.0	0.0	0.0
Secondary products.....		333511-S	-	0.0	0.0	-	-	-
Special tool, die, jig, and fixture mfg.....								
Primary products.....	333514	333514-P	3.8	0.2	1.2	0.1	0.3	0.0
Special dies, tools, jigs, and fixtures.....		333514-0	3.7	0.2	1.2	0.2	0.3	0.0
Jigs and fixtures, including parts.....		333514-0A	3.7	0.2	1.2	0.2	0.3	0.0
Metalworking die and die sets.....		333514-0B	4.7	0.4	1.2	0.4	0.1	0.0
Standard punches, industrial prototypes, die parts & other special tooling for dies.....		333514-0C	5.8	0.4	2.5	0.2	1.0	0.0
Secondary products and miscellaneous receipts.....		333514-0M	1.6	0.0	0.5	0.0	0.0	0.0
Miscellaneous receipts.....		333514-SM	-	0.0	0.0	0.0	0.0	-
Secondary products.....		333514-S	10.4	0.3	2.1	0.0	0.9	0.0
Cutting tool and machine tool accessory mfg.....								
Primary products.....	333515	333515-P	4.9	0.1	0.5	0.4	0.1	0.2
Cutting tools for machine tools and metalworking machinery.....		333515-4	5.1	0.1	0.5	0.5	0.0	0.3
Other cutting tools for machine tools, excluding tips and blanks.....		333515-41	4.7	0.1	0.3	0.6	0.1	0.2
End mills and milling cutters.....		333515-44	4.6	0.0	0.0	0.6	0.0	0.0
Threading tools, including blanks, tips and inserts.....		333515-45	5.8	0.1	0.1	0.9	0.0	0.2
Carbon and high-speed steel shank, solid, tipped carbide twist drills for machine tools.....		333515-48	2.1	0.0	1.4	0.0	0.0	0.0
Taps, carbide indexable, and throwaway inserts for machine tools.....		333515-49	6.1	0.9	2.1	0.2	0.0	1.7
Other attachments and accessories for machine tools and metalworking machinery.....		333515-5	5.1	0.0	0.0	0.0	0.6	0.0
Secondary products and miscellaneous receipts.....		333515-SM	7.3	0.0	2.0	0.0	0.0	0.8
Secondary products.....		333515-S	6.8	0.0	0.0	0.0	1.3	0.0

See footnotes at end of table.

Table 12. Producer price index percentage changes for the net output of selected industries and their products, not seasonally adjusted — Continued
 [September 2023]

Title ¹	Industry code	Product code	Unadjusted 12-month percent change ²	Unadjusted 1-month percent change ²				
				Sept. 2022 to Sept. 2023 ^P	Apr. to May	May to June ^P	June to July ^P	July to Aug. ^P
Machine tool mfg.....	333517		5.6	0.8	0.2	0.4	0.0	2.0
Primary products.....		333517-P	4.6	0.9	0.0	0.4	0.0	1.5
Metal cutting machine tools.....		333517-2	3.3	0.5	0.0	0.5	0.0	0.0
Parts for metal cutting machine tools (sold separately) & rebuilt machine tools...		333517-26	4.7	0.0	-0.1	1.4	0.0	0.0
Metal machining centers (multifunction numerically controlled machines).....		333517-27	4.8	0.0	0.0	0.0	0.0	0.0
Other metal cutting machine tools.....		333517-2B	2.2	0.7	0.0	0.6	0.0	0.0
Metal forming machine tools.....		333517-3	10.7	2.3	0.1	0.0	0.0	8.0
Metal punching and shearing (power & manual), and bending and forming machines (power only).....		333517-31	—	1.2	0.0	0.0	0.0	—
Parts for metal forming machine tools (sold separately) and rebuilt metal forming machine tools.....		333517-37	4.1	3.3	0.2	0.0	0.0	0.0
Secondary products and miscellaneous receipts.....		333517-SM						
Miscellaneous receipts.....		333517-M	1.8	0.0	0.0	0.8	0.0	-3.8
Secondary products.....		333517-S	37.1	0.0	4.2	0.0	0.1	23.6
Rolling mill and other metalworking machinery mfg.....	333519		9.5	-0.1	-0.2	0.0	0.3	0.3
Primary products.....		333519-P	10.5	-0.1	-0.2	0.0	0.4	0.3
Other metalworking machinery, excluding handheld & ultrasonic.....		333519-83	6.9	0.0	0.0	0.0	2.2	1.8
Secondary products and miscellaneous receipts.....		333519-SM						
Miscellaneous receipts.....		333519-M	1.4	0.0	0.0	0.1	0.0	-0.4
Turbine and power transmission equipment mfg.....	3336		5.9	0.1	0.1	0.4	0.6	0.1
Turbine and power transmission equipment mfg.....	33361		5.9	0.1	0.1	0.4	0.6	0.1
Turbine and turbine generator set units mfg.....	333611		5.8	0.2	-0.2	-1.3	2.1	0.4
Primary products.....		333611-P	5.5	0.2	-0.2	-1.2	1.9	0.4
Turbines and turbine generator sets.....		333611-0	5.5	0.2	-0.2	-1.2	1.9	0.4
Steam, gas, and other turbines and turbine generators.....		333611-05	3.0	0.1	0.1	-1.2	1.8	0.4
Parts & accessories for turbines, turbine generators, and turbine generator sets.....		333611-07	1.1	0.0	0.0	0.0	0.0	0.0
Speed changer, drive, and gear mfg.....	333612		6.2	0.8	0.2	0.0	0.0	0.0
Primary products.....		333612-P	6.3	0.9	0.2	0.0	0.0	0.0
Gears, pinions, racks, and worms, sold separately.....		333612-3	2.9	2.0	0.0	0.0	0.0	0.0
Speed changers, industrial high speed drives, and parts other than loose gearing.....		333612-7	7.7	-0.1	0.4	0.0	0.0	0.0
Secondary products and miscellaneous receipts.....		333612-SM						
Mechanical power transmission equipment mfg.....	333613		5.1	0.3	0.2	0.0	0.4	0.6
Primary products.....		333613-P	4.5	0.3	0.2	0.0	0.4	0.7
Mechanical power transmission equipment, except speed changers, drives, & gears.....		333613-3	5.2	0.4	0.2	0.0	0.5	0.6
Secondary products and miscellaneous receipts.....		333613-SM						
Other engine equipment mfg.....	333618		5.9	0.0	0.1	1.5	0.0	-0.1
Primary products.....		333618-P	6.0	0.0	0.1	1.4	0.0	-0.1
Parts & accessories for internal combustion engines, ex. aircraft & gasoline automotive engines.....		333618-F	6.2	0.0	0.0	0.0	0.0	0.0
Diesel, semidiesel, and dual-fuel engines (except automotive).....		333618-3	12.0	0.0	0.6	5.6	0.0	0.0
Diesel, semidiesel, and dual-fuel engines for automobiles, trucks, and buses.....		333618-5	3.9	0.0	0.0	0.0	0.0	0.0
Secondary products and miscellaneous receipts.....		333618-SM						
Secondary products.....		333618-S	7.9	0.0	0.0	4.7	0.0	0.0
Other general purpose machinery manufacturing.....	3339		6.2	0.8	0.2	0.6	0.1	0.3
Pump and compressor manufacturing.....	33391		7.6	1.6	0.4	2.1	0.1	-0.5
Air and gas compressor mfg.....	333912		6.0	0.4	0.5	1.1	0.1	0.2
Primary products.....		333912-P	6.1	0.4	0.5	1.1	0.1	0.2
Air and gas compressors and vacuum pumps.....		333912-1	6.2	0.5	0.6	1.3	0.0	0.2
Parts & attachments for air & gas compressors, ex. refrigeration, ice making, & a/c.....		333912-6	6.8	0.4	0.4	1.4	0.8	0.0
Secondary products and miscellaneous receipts.....		333912-SM						
Miscellaneous receipts.....		333912-M	4.7	-0.6	0.0	0.0	2.3	0.0
Measuring, dispensing, and other pumping equipment mfg.....	333914		8.6	2.4	0.3	2.7	0.1	-0.9
Primary products.....		333914-P	8.9	2.4	0.3	2.9	0.0	-1.0
Pumps and pumping equipment, excluding measuring and dispensing pumps.....		333914-1	9.4	2.5	0.3	3.0	0.0	-1.0
Pumps and pumping equipment, complete, excluding measuring and dispensing pumps.....		333914-11	10.0	2.8	0.2	3.1	0.0	-1.2
Domestic water systems.....		333914-111	6.6	0.0	0.0	0.0	0.0	0.0
Oil-well and oil-field pumps, except boiler feed.....		333914-113	0.8	0.0	0.0	0.0	0.5	0.0
Industrial pumps, excluding hydraulic fluid power pumps, automatic circulating pumps, etc.....		333914-114	13.4	3.9	0.3	4.3	0.0	-1.6

See footnotes at end of table.

Table 12. Producer price index percentage changes for the net output of selected industries and their products, not seasonally adjusted — Continued
 [September 2023]

Title ¹	Industry code	Product code	Unadjusted 12-month percent change ²	Unadjusted 1-month percent change ²				
			Sept. 2022 to Sept. 2023 ^P	Apr. to May	May to June ^P	June to July ^P	July to Aug. ^P	Aug. to Sept. ^P
Measuring, dispensing, and other pumping equipment mfg - Continued								
Other pumps, except automotive circulating pumps, and measuring and dispensing pumps.....		333914-115	2.0	0.0	0.0	0.0	0.0	0.0
Parts and attachments for pumps and pumping equipment, excluding measuring and dispensing.....		333914-15	5.7	0.4	1.0	2.2	0.0	0.0
Secondary products and miscellaneous receipts.....		333914-SM						
Miscellaneous receipts.....		333914-M	3.6	0.0	0.7	0.0	0.9	0.7
Secondary products.....		333914-S	5.6	3.4	0.2	0.2	0.7	0.0
Material handling equipment manufacturing.....	33392		5.0	0.4	0.3	0.0	0.0	0.0
Elevator and moving stairway mfg.....								
Primary products.....	333921	333921-P	6.3	0.0	0.8	0.0	0.0	0.0
Elevators and moving stairways.....		333921-1	6.0	0.0	0.8	0.0	0.0	0.0
Parts and attachments for elevators and moving stairways (sold separately).....		333921-3	4.5	0.0	1.0	0.0	0.0	0.0
Secondary products and miscellaneous receipts.....		333921-SM	14.8	0.0	0.0	0.0	-0.2	0.0
Conveyor and conveying equipment mfg.....								
Primary products.....	333922	333922-P	4.2	0.4	0.0	-0.1	-0.1	0.0
Unit handling conveyors and conveying systems.....		333922-1	3.7	0.3	-0.1	-0.1	-0.1	0.0
Unit handling gravity and trolley conveyors and conveying systems.....		333922-12	0.3	0.0	-0.1	-0.1	0.0	0.0
Unit handling tow, belt, roller, pneumatic, portable, carousel, and other nonbelt conveyors.....		333922-14	0.9	0.0	0.0	0.0	0.0	-0.1
Parts and accessories for unit handling conveyors and conveying systems, sold separately.....		333922-7	0.4	0.1	-0.3	-0.3	0.0	0.2
Bulk material handling conveyors and conveying systems.....		333922-8	0.5	0.0	0.1	0.0	0.0	-0.2
Parts and accessories for bulk material handling conveyors and conveying systems.....		333922-9	8.7	0.6	0.2	0.0	0.0	0.0
Secondary products and miscellaneous receipts.....		333922-SM	6.0	0.5	-0.8	0.0	-0.6	0.0
Miscellaneous receipts.....		333922-M	16.1	5.9	1.9	0.0	0.0	0.0
Secondary products.....		333922-S	3.6	0.0	0.0	0.0	0.0	0.0
Overhead cranes, hoists and monorail systems mfg.....								
Primary products.....	333923	333923-P	3.9	0.4	0.1	0.1	0.0	0.0
Hoists and parts and attachments for hoists (sold separately).....		333923-1	3.6	0.4	0.1	0.1	0.0	0.0
Overhead traveling cranes and monorail systems, including parts and attachments sold separately.....		333923-3	4.2	0.0	0.7	0.0	0.0	0.0
Winches, aerial work platforms, and automotive wrecker hoists, including parts and attachments.....		333923-7	1.9	1.9	0.0	0.4	0.0	0.0
Secondary products and miscellaneous receipts.....		333923-SM	4.2	0.2	0.0	0.0	0.0	0.0
Secondary products.....		333923-S	13.7	-0.2	0.0	0.0	0.8	0.0
Industrial truck, trailer, and stacker mfg.....								
Primary products.....	333924	333924-P	5.9	0.5	0.6	0.1	0.0	-0.1
Industrial trucks, tractors, mobile straddle carriers & cranes, & automatic stacking machines.....		333924-2	6.1	0.5	0.6	0.1	0.0	0.0
Work trucks with lifting & handling equipment, operator riding, electric, self-propelled.....		333924-21	6.5	0.6	0.7	0.1	0.0	-0.1
Work trucks, not fitted with lifting and handling equipment.....		333924-25	9.0	2.3	0.1	0.0	0.0	0.0
Bulk powered material moving equipment, dock boards and metal pallets and skids.....		333924-26	4.5	0.0	1.1	0.3	0.0	-0.1
Other work trucks with lifting & handling equipment, non-riding electric or any non-electric.....		333924-27	0.2	0.0	0.8	0.0	0.0	-0.1
Parts and attachments for industrial trucks and tractors (sold separately).....		333924-3	4.3	1.2	0.1	0.0	0.0	-0.1
Secondary products and miscellaneous receipts.....		333924-SM	3.4	0.2	0.0	0.0	0.0	0.0
Secondary products.....		333924-S	-9.2	0.0	2.6	-0.1	-	-
All other general purpose machinery mfg.....	33399		6.0	0.6	0.0	0.0	0.2	1.0
Power-driven handtool mfg.....								
Primary products.....	333991	333991-P	11.1	6.2	0.0	0.0	0.0	0.0
Power-driven handtools, pneumatic, hydraulic, and powder-actuated.....		333991-6	11.6	6.3	0.0	0.0	0.0	0.0
Power-driven handtools, electric (except battery powered), including parts.....		333991-9	10.2	5.6	0.0	0.0	0.0	0.0
Secondary products and miscellaneous receipts.....		333991-SM	12.1	7.0	0.0	0.0	0.0	0.0
Miscellaneous receipts.....		333991-M	-	0.0	0.0	0.0	0.0	-
Welding and soldering equipment mfg.....								
Primary products.....	333992	333992-P	2.2	0.0	0.0	0.1	0.0	0.0
Other welding equipment, components, and accessories (excluding arc, resistance, and gas).....		333992-A	2.0	0.0	0.0	0.1	0.0	0.0
Arc welding machines, components, and accessories, excluding electrodes and stud welding equip.....		333992-1	2.4	0.0	0.0	0.0	0.0	0.0
Resistance welders, components, accessories, and electrodes.....		333992-7	3.0	0.0	0.0	0.0	0.0	0.0
Gas welding and cutting equipment, parts, attachments, and accessories.....		333992-9	3.5	0.0	0.0	1.1	0.0	0.0
			4.5	0.0	0.0	1.1	0.0	0.0

See footnotes at end of table.

Table 12. Producer price index percentage changes for the net output of selected industries and their products, not seasonally adjusted — Continued
 [September 2023]

Title ¹	Industry code	Product code	Unadjusted 12-month percent change ²	Unadjusted 1-month percent change ²				
				Sept. 2022 to Sept. 2023 ^P	Apr. to May	May to June ^P	June to July ^P	July to Aug. ^P
Welding and soldering equipment mfg - Continued								
Secondary products and miscellaneous receipts.....		333992-SM						
Miscellaneous receipts.....		333992-M	2.4	0.0	0.0	0.6	-0.3	0.0
Packaging machinery mfg.....	333993		7.6	0.7	0.7	0.0	0.0	0.0
Primary products.....		333993-P	7.9	0.7	0.7	0.0	0.0	0.0
Packing, packaging, and bottling machinery, excluding parts.....		333993-1	8.8	1.0	0.8	0.0	0.0	0.0
Parts for packing, packaging, and bottling machinery.....		333993-5	5.3	0.0	0.5	0.0	0.0	0.0
Secondary products and miscellaneous receipts.....		333993-SM						
Industrial process furnace and oven mfg.....	333994		5.5	0.9	0.1	0.5	0.6	0.0
Primary products.....		333994-P	5.8	1.0	0.1	0.5	0.8	0.0
Industrial process furnaces & ovens, & industrial electrical heating equipment.....		333994-0	5.8	1.0	0.1	0.5	0.8	0.0
Industrial process furnaces & ovens, & industrial electrical heating equipment, except parts.....		333994-0A	5.2	0.6	0.1	0.6	0.3	0.0
Parts and attachments for industrial process furnaces and ovens.....		333994-0B	7.3	2.1	0.0	0.0	2.3	0.0
Secondary products and miscellaneous receipts.....		333994-SM						
Miscellaneous receipts.....		333994-M	2.8	0.8	0.2	0.3	-1.9	0.0
Fluid power cylinder and actuator mfg.....	333995		3.1	0.0	0.4	0.0	0.2	0.0
Primary products.....		333995-P	3.5	0.0	0.4	0.0	0.2	0.0
Nonaerospace-type hydraulic & all aerospace fluid power cylinders & actuators, linear & rotary.....		333995-2	3.2	0.0	0.6	0.0	0.3	0.0
Nonaerospace-type pneumatic fluid power cylinders & actuators, linear & rotary.....		333995-3	-	0.0	-	-	-	-
Parts for hydraulic & pneumatic fluid power cylinders & actuators, incl accumulators & cushions.....		333995-8	6.0	0.0	0.1	0.0	0.0	0.0
Secondary products and miscellaneous receipts.....		333995-SM						
Fluid power pump and motor mfg.....	333996		4.5	0.0	0.0	0.2	0.1	0.8
Primary products.....		333996-P	4.8	0.0	0.0	0.3	0.1	0.9
Nonaerospace-type reciprocating fluid power pumps.....		333996-1	8.5	0.0	0.0	-0.1	0.0	1.5
Nonaerospace-type fluid power motors.....		333996-5	3.4	0.0	0.0	0.0	0.4	0.2
Parts for fluid power pumps, motors, and hydrostatic transmissions.....		333996-9	1.6	0.0	-0.1	0.0	0.0	1.1
Secondary products and miscellaneous receipts.....		333996-SM						
Miscellaneous receipts.....		333996-M	4.9	0.0	0.0	0.0	0.3	0.3
All other miscellaneous general purpose machinery mfg.....	333998		7.3	0.1	-0.6	-0.1	0.3	2.5
Primary products.....		333998-P	7.4	0.1	-0.6	-0.2	0.3	2.6
Scale and balance mfg.....		333998-7	6.1	0.2	1.3	0.2	0.0	0.0
Retail, commercial, household, and mailing scales and balances.....		333998-74	7.8	0.0	0.0	0.2	0.0	0.0
Parts, attachments, and accessories for scales and balances.....		333998-76	8.3	0.4	0.3	0.4	0.0	0.0
Vehicle and industrial scales.....		333998-77	6.1	0.2	1.6	0.1	0.0	0.0
Motor truck and railroad track scales.....		333998-771	2.6	0.0	0.0	0.0	0.0	0.0
Industrial scales (including automatic checkweigher and bulkweigher scales).....		333998-772	10.0	0.7	0.5	0.5	0.0	0.0
All other miscellaneous general purpose machinery mfg.....		333998-9	7.6	0.1	-0.8	-0.2	0.3	2.8
Filters and strainers, except fluid power.....		333998-91	10.7	0.3	0.0	-0.8	0.3	0.8
Industrial filters and strainers and reusable media, except fluid power.....		333998-911	9.8	0.4	0.0	-0.7	0.3	-0.7
Nonreusable media for filters and strainers, except fluid power.....		333998-912	13.4	0.0	0.0	0.0	0.0	11.3
Parts and accessories for filters and strainers, except fluid power.....		333998-913	16.6	0.0	0.0	-2.1	0.3	-0.1
All other miscellaneous general industrial machinery.....		333998-97	4.2	0.0	-1.1	-0.1	0.4	-0.1
Secondary products and miscellaneous receipts.....		333998-SM						
Miscellaneous receipts.....		333998-M	-	0.6	0.0	2.3	0.2	0.3
Secondary products.....		333998-S	-	0.1	0.1	0.1	0.2	0.0
Computer & electronic product mfg.....	334		2.5	-0.2	0.1	0.2	0.3	-0.1
Computer & peripheral equipment mfg.....	3341		-0.2	-0.9	-1.5	-0.2	1.4	-0.2
Computer & peripheral equipment mfg.....	33411		-0.2	-0.9	-1.5	-0.2	1.4	-0.2
Electronic computer mfg.....	334111		-0.2	-2.2	-2.3	-0.1	3.1	-0.4
Primary products.....		334111-P	-0.4	-2.5	-2.6	-0.1	3.5	-0.5
Host computers, multiusers (mainframes, medium-scale systems, UNIX and PC servers).....		334111-5	-2.3	-3.0	-3.0	0.0	4.3	-0.6
Single user computers, microprocessor based, general purpose.....		334111-7	4.1	-0.2	-0.4	-0.4	-0.1	-0.1
Portable computers, laptops, tablets and other single user computers.....		334111-72	-2.8	-1.3	-0.3	0.1	-0.2	0.1
Personal computers and workstations (excluding portable computers).....		334111-73	5.4	0.3	-0.5	-0.6	0.0	-0.1
Secondary products and miscellaneous receipts.....		334111-SM						
Computer storage device mfg.....	334112		-2.6	0.0	-2.2	-0.9	0.0	0.0
Primary products.....		334112-P	-2.3	0.0	-2.2	-0.9	0.0	0.0
Computer storage devices (except parts, attachments and accessories).....		334112-1	-2.9	0.0	-2.3	-0.9	0.0	0.0

See footnotes at end of table.

Table 12. Producer price index percentage changes for the net output of selected industries and their products, not seasonally adjusted — Continued
 [September 2023]

Title ¹	Industry code	Product code	Unadjusted 12-month percent change ²	Unadjusted 1-month percent change ²				
				Sept. 2022 to Sept. 2023 ^P	Apr. to May	May to June ^P	June to July ^P	July to Aug. ^P
Computer storage device mfg - Continued								
Secondary products and miscellaneous receipts.....		334112-SM						
Computer terminal and other computer peripheral equipment mfg.....	334118		1.0	0.0	0.0	0.1	0.4	0.0
Primary products.....		334118-P	0.8	0.0	0.0	0.1	0.4	0.0
Computer terminals (including POS and funds-transfer devices) and other computer peripherals.....		334118-D	-5.7	0.0	0.0	0.0	0.0	0.0
Secondary products and miscellaneous receipts.....		334118-SM						
Miscellaneous receipts.....		334118-M	-	0.0	-	-	-	-
Secondary products.....		334118-S	-	0.0	0.8	0.0	0.0	0.0
Communications equipment mfg.....	3342		3.1	-0.1	0.6	-0.2	0.1	0.0
Telephone apparatus mfg.....	33421		4.7	0.0	3.7	-0.8	0.6	0.0
Telephone apparatus mfg.....	334210		4.7	0.0	3.7	-0.8	0.6	0.0
Primary products.....		334210-P	4.9	0.0	3.8	-0.8	0.6	0.0
Telephone and wireline data networking equipment.....		334210-0	4.9	0.0	3.8	-0.8	0.6	0.0
Secondary products and miscellaneous receipts.....		334210-SM						
Radio/TV broadcast & wireless comm equip mfg.....	33422		2.3	-0.1	0.0	-0.3	0.0	0.0
Broadcast and wireless communications equipment mfg.....	334220		2.3	-0.1	0.0	-0.3	0.0	0.0
Primary products.....		334220-P	1.3	-0.1	0.0	-0.4	0.0	0.0
Broadcast, studio, and related electronic equipment.....		334220-2	0.6	-0.6	-0.2	0.1	-0.1	0.5
Radio station equipment.....		334220-5	5.6	0.0	0.0	0.0	0.0	0.0
Other broadcast and wireless communications systems and equipment.....		334220-9	0.5	-0.1	0.0	-0.5	0.0	0.0
Secondary products and miscellaneous receipts.....		334220-SM						
Other communications equipment mfg.....	33429		4.8	0.1	-0.1	1.0	0.0	0.0
Other communications equipment mfg.....	334290		4.8	0.1	-0.1	1.0	0.0	0.0
Primary products.....		334290-P	4.7	0.2	-0.1	0.7	0.0	0.0
Alarm systems, including electric sirens and horns.....		334290-1	8.2	0.0	0.0	1.1	0.0	0.0
Intercommunications systems, incl inductive paging systems, excl telephone & telegraph.....		334290-3	2.2	2.4	0.0	0.0	0.0	0.9
Secondary products and miscellaneous receipts.....		334290-SM						
Secondary products.....		334290-S	0.8	1.2	0.6	-0.1	0.1	0.0
Audio & video equipment mfg.....	3343		1.3	0.1	0.0	0.0	0.0	0.0
Audio and video equipment mfg.....	33431		1.3	0.1	0.0	0.0	0.0	0.0
Audio and video equipment mfg.....	334310		1.3	0.1	0.0	0.0	0.0	0.0
Primary products.....		334310-P	1.3	0.0	0.0	0.0	0.0	0.0
Speakers and commercial sound equipment.....		334310-4	2.5	0.0	0.0	0.0	0.0	0.0
Other consumer audio and video equipment.....		334310-5	-0.1	0.0	0.0	0.0	0.0	0.0
Secondary products and miscellaneous receipts.....		334310-SM						
Miscellaneous receipts.....		334310-M	3.1	1.8	0.0	0.0	0.0	0.0
Semiconductor and other electronic component mfg.....	3344		-0.1	-1.0	0.2	0.1	0.2	-0.2
Semiconductor and other electronic component mfg.....	33441		-0.1	-1.0	0.2	0.1	0.2	-0.2
Bare printed circuit board mfg.....	334412		3.7	-0.1	1.2	0.0	0.2	0.0
Primary products.....		334412-P	4.6	0.0	1.4	0.0	0.2	0.0
Bare printed circuit boards.....		334412-0	4.6	0.0	1.4	0.0	0.2	0.0
Secondary products and miscellaneous receipts.....		334412-SM2						
Semiconductors and related device mfg.....	334413		1.0	-0.3	0.2	-0.3	0.1	-0.4
Primary products.....		334413-P	1.2	-0.3	0.2	-0.2	0.1	-0.4
Other semiconductor devices, including parts such as chips, wafers, and heat sinks.....		334413-A	5.4	0.0	0.0	2.1	0.0	0.0
Integrated microcircuits, incl semiconductor networks, microprocessors, & MOS memories.....		334413-1	-1.6	-0.5	0.4	-1.7	0.1	-0.6
Secondary products and miscellaneous receipts.....		334413-SM						
Electronic connector mfg.....	334417		7.6	0.1	-0.4	0.3	0.0	0.0
Primary products.....		334417-P	7.6	0.1	-0.4	0.4	0.0	0.0
Electronic connectors, including parts.....		334417-0	7.6	0.1	-0.4	0.4	0.0	0.0
Secondary products and miscellaneous receipts.....		334417-SM						
Secondary products.....		334417-S1	-	0.0	0.0	0.0	0.0	-
Printed circuit assembly mfg.....	334418		-12.5	-5.8	0.0	0.3	0.0	0.1
Primary products.....		334418-P	-13.4	-6.2	0.1	0.3	0.0	0.0
Printed circuit assemblies, loaded boards, modules, and consumer external modems.....		334418-9	-13.4	-6.2	0.1	0.3	0.0	0.0
Secondary products and miscellaneous receipts.....		334418-SM						

See footnotes at end of table.

Table 12. Producer price index percentage changes for the net output of selected industries and their products, not seasonally adjusted — Continued
 [September 2023]

Title ¹	Industry code	Product code	Unadjusted 12-month percent change ²	Unadjusted 1-month percent change ²				
			Sept. 2022 to Sept. 2023 ^P	Apr. to May	May to June ^P	June to July ^P	July to Aug. ^P	Aug. to Sept. ^P
Other electronic component mfg.	334419		3.8	0.7	0.3	0.8	1.1	0.1
Primary products.....		334419-P	3.6	0.7	0.3	0.9	0.2	0.1
Other electronic components.....		334419-0	3.6	0.7	0.3	0.9	0.2	0.1
Secondary products and miscellaneous receipts.....		334419-SM						
Secondary products.....		334419-S	6.8	2.3	0.0	0.0	0.0	0.0
Capacitor, resistor, coil, transformer, and other inductor mfg.	33441K		5.2	0.0	0.0	0.0	0.0	0.0
Primary products.....		33441K-P	5.4	0.0	0.0	0.0	0.0	0.0
Capacitors for electronic circuitry.....		33441K-4	3.4	0.0	0.0	0.0	0.0	0.0
Electronic coils, transformers, and other inductors.....		33441K-6	7.6	0.0	0.0	0.0	0.0	0.0
Secondary products and miscellaneous receipts.....		33441K-SM						
Nav/measuring/medical/control instruments mfg.	3345		3.9	0.3	0.1	0.4	0.3	-0.1
Nav/measuring/medical/control instruments mfg.	33451		3.9	0.3	0.1	0.4	0.3	-0.1
Electromedical apparatus mfg.	334510		2.9	0.2	0.0	1.3	0.0	0.0
Primary products.....		334510-P	2.9	0.2	0.0	1.3	0.0	0.0
Electromedical equipment, excluding ionizing radiation equipment.....		334510-2	3.2	0.2	0.0	1.5	0.0	0.0
Secondary products and miscellaneous receipts.....		334510-SM						
Miscellaneous receipts.....		334510-M	4.2	2.6	0.0	0.0	0.0	0.0
Search, detection, and navigation instruments.....	334511		2.5	0.0	0.0	0.4	0.6	0.0
Primary products.....		334511-P	2.4	0.0	0.0	0.4	0.6	0.0
Aeronautical, nautical & navigational instruments, not sending or receiving radio signals.....		334511-1	5.3	0.0	0.0	1.8	0.8	0.0
Search, detection, navigation, and guidance systems and equipment.....		334511-3	1.9	0.0	0.1	0.0	0.5	0.0
Secondary products and miscellaneous receipts.....		334511-SM						
Automatic environmental control mfg.	334512		6.3	1.9	0.1	0.0	0.3	0.0
Primary products.....		334512-P	6.7	2.1	0.1	0.0	0.3	0.0
Automatic environmental controls for monitoring residential, commercial, and appliance use.....		334512-0	6.7	2.1	0.1	0.0	0.3	0.0
Secondary products and miscellaneous receipts.....		334512-SM						
Miscellaneous receipts.....		334512-M	2.9	0.0	0.0	0.0	0.0	0.0
Industrial process variable instruments.....	334513		5.8	0.2	0.6	-0.2	0.6	-0.2
Primary products.....		334513-P	5.9	0.2	0.6	-0.3	0.6	0.0
Process control instruments.....		334513-0	5.9	0.2	0.6	-0.3	0.6	0.0
Secondary products and miscellaneous receipts.....		334513-SM						
Miscellaneous receipts.....		334513-M	3.9	0.0	0.0	0.0	0.0	-4.1
Totalizing fluid meters and counting devices mfg.	334514		8.9	0.2	0.5	0.5	0.0	-2.9
Primary products.....		334514-P	9.0	0.2	0.5	0.6	0.0	-3.2
Integrating and totalizing fluid meters, counting devices, and motor vehicle instruments.....		334514-0	9.0	0.2	0.5	0.6	0.0	-3.2
Secondary products and miscellaneous receipts.....		334514-SM						
Secondary products.....		334514-S	-	0.8	0.0	0.0	0.1	0.0
Electricity and signal testing instruments mfg.	334515		4.4	1.0	0.0	0.1	0.0	0.0
Primary products.....		334515-P	3.3	1.1	0.0	0.1	0.0	0.0
Test equipment for testing electrical, radio, and communication circuits, and motors.....		334515-4	4.4	1.4	0.0	0.2	0.0	0.1
Secondary products and miscellaneous receipts.....		334515-SM						
Analytical laboratory instrument mfg.	334516		5.5	0.8	0.1	-0.3	0.0	0.3
Primary products.....		334516-P	5.6	0.9	0.1	-0.3	0.0	0.3
Analytical and scientific instruments, excluding optical.....		334516-0	5.6	0.9	0.1	-0.3	0.0	0.3
Secondary products and miscellaneous receipts.....		334516-SM						
Irradiation apparatus mfg.	334517		0.9	0.0	0.0	0.0	0.0	0.1
Primary products.....		334517-P	0.8	0.0	0.0	0.0	0.0	0.0
Irradiation (ionizing radiation) equipment.....		334517-0	0.8	0.0	0.0	0.0	0.0	0.0
Secondary products and miscellaneous receipts.....		334517-SM						
Other measuring and controlling device mfg.	334519		8.0	0.0	0.2	0.5	0.8	0.0
Primary products.....		334519-P	8.3	0.0	0.2	0.5	0.6	0.1
Physical properties testing & inspection equipment and kinematic testing & measuring equipment.....		334519-4	13.0	0.0	0.0	0.0	0.3	0.0
Nuclear radiation detection and monitoring instruments.....		334519-5	6.9	0.4	0.4	0.0	0.0	0.0
Commercial, geophysical, meteorological, and general-purpose instruments and equipment.....		334519-7	5.8	0.0	-0.6	0.0	2.0	0.2
Secondary products and miscellaneous receipts.....		334519-SM						
Miscellaneous receipts.....		334519-M	5.5	0.0	0.0	0.2	5.3	-0.5

See footnotes at end of table.

Table 12. Producer price index percentage changes for the net output of selected industries and their products, not seasonally adjusted — Continued
 [September 2023]

Title ¹	Industry code	Product code	Unadjusted 12-month percent change ²	Unadjusted 1-month percent change ²				
			Sept. 2022 to Sept. 2023 ^P	Apr. to May	May to June ^P	June to July ^P	July to Aug. ^P	Aug. to Sept. ^P
Manufacturing and reproducing magnetic and optical media.....	3346		1.9	0.1	0.2	0.0	0.4	0.2
Manufacturing and reproducing magnetic and optical media.....	33461		1.9	0.1	0.2	0.0	0.4	0.2
Manufacturing and reproducing magnetic and optical media.....	334610		1.9	0.1	0.2	0.0	0.4	0.2
Primary products.....		334610-P	2.0	0.1	0.2	0.0	0.4	0.2
Electrical equipment and appliance mfg.....	335		3.6	-0.4	0.2	0.6	0.5	-0.3
Electric lighting equipment mfg.....	3351		3.8	0.3	0.5	0.1	-0.1	0.4
Electric lighting equipment mfg.....	33513		—	0.3	0.5	0.1	-0.1	0.4
Residential electric lighting fixture mfg.....	335131		3.5	0.2	0.0	0.0	0.0	0.0
Primary products.....		335131-P	3.2	0.0	0.0	0.0	0.0	0.0
Residential-type electric lighting fixtures (except portable), including parts and accessories.....		335131-1	0.5	0.0	0.0	0.0	0.0	0.0
Residential-type portable lighting fixtures, including parts and accessories.....		335131-4	7.1	0.0	0.0	0.0	0.0	0.0
Secondary products and miscellaneous receipts.....		335131-SM						
Secondary products.....		335131-S	14.4	2.7	0.1	0.0	-0.1	0.3
Nonresidential electric lighting fixture mfg.....	335132		3.5	0.6	0.2	0.3	-0.2	0.6
Primary products.....		335132-P	3.8	0.7	0.2	0.3	-0.2	0.7
Commercial and institutional-type electric lighting fixtures, including parts and accessories.....		335132-1	4.0	0.8	0.2	0.1	-0.2	0.8
Industrial-type electric lighting fixtures, including parts and accessories.....		335132-5	2.9	0.0	0.0	1.6	0.0	0.0
Secondary products and miscellaneous receipts.....		335132-SM						
Secondary products.....		335132-S	—	0.0	0.0	—	—	—
Other lighting equipment, including lamps and bulbs mfg.....	335139		4.2	0.0	1.0	0.0	0.0	0.2
Primary products.....		335139-P	—	0.0	1.1	0.0	0.0	0.1
Electric lamp bulb, tubes, and components.....		335139-1	7.3	0.0	4.6	0.0	0.0	0.6
Outdoor lighting equipment (including parts and accessories).....		335139-2	0.0	0.0	0.0	0.0	0.0	0.0
Secondary products and miscellaneous receipts.....		335139-SM						
Secondary products.....		335139-S	—	0.3	—	—	—	—
Household appliance mfg.....	3352		1.7	0.6	-0.2	-0.3	0.7	-0.1
Small electrical appliance mfg.....	33521		2.0	0.2	0.0	0.0	0.1	0.0
Small electrical appliance mfg.....	335210		2.0	0.2	0.0	0.0	0.1	0.0
Primary products.....		335210-P	1.8	0.2	0.0	0.0	0.0	0.0
Parts and attachments for small electric household appliances, including fan parts.....		335210-5	3.2	0.0	0.0	0.0	-0.1	0.0
Household vacuum cleaners and other floor care machines (including parts and attachments).....		335210-6	5.1	-0.1	0.3	0.0	0.0	0.0
Other small electric household appliances, including fans.....		335210-7	0.7	0.3	-0.1	0.0	0.0	0.0
Secondary products and miscellaneous receipts.....		335210-SM						
Secondary products.....		335210-S	3.7	-0.1	0.1	0.0	0.0	0.0
Major household appliance mfg.....	33522		1.7	0.7	-0.2	-0.3	0.9	-0.1
Major household appliance mfg.....	335220		1.7	0.7	-0.2	-0.3	0.9	-0.1
Primary products.....		335220-P	1.3	0.7	-0.2	-0.4	0.9	-0.1
Household cooking appliances.....		335220-1	5.2	1.2	-0.6	-0.5	3.0	0.6
Electric household ranges, ovens (including microwave), surface cooking units, and equipment.....		335220-11	3.2	0.2	-2.0	-0.5	1.5	-0.7
Gas household ranges, ovens, surface cooking units, and equipment (incl. parts and accessories).....		335220-13	5.7	1.5	0.1	-0.7	4.2	0.6
Other household ranges and cooking equipment, including outdoor equipment.....		335220-15	8.5	2.4	0.8	-0.3	3.7	3.2
Household refrigerators and home freezers.....		335220-2	-0.4	0.6	-0.2	-0.3	-1.4	-0.2
Household refrigerators, including combination refrigerator-freezers.....		335220-21	-1.0	0.3	-0.3	-0.6	-1.3	-0.2
Other major household appliances.....		335220-8	-1.4	0.3	0.3	-0.2	0.3	-1.0
Household water heaters, electric, for permanent installation.....		335220-81	0.1	0.0	0.0	0.0	0.0	0.0
Household water heaters, excluding electric.....		335220-83	0.3	0.0	0.0	0.0	0.0	0.0
Secondary products and miscellaneous receipts.....		335220-SM						
Miscellaneous receipts.....		335220-M	-0.9	0.0	0.0	0.0	0.0	-1.3
Electrical equipment mfg.....	3353		4.8	0.1	0.5	0.6	0.5	0.1
Electrical equipment mfg.....	33531		4.8	0.1	0.5	0.6	0.5	0.1
Electric power and specialty transformer mfg.....	335311		0.4	0.3	-0.2	0.5	0.4	0.0
Primary products.....		335311-P	0.2	0.3	-0.2	0.5	0.4	0.0
Secondary products and miscellaneous receipts.....		335311-SM						
Motor and generator mfg.....	335312		5.3	0.0	0.0	1.2	0.9	0.2
Primary products.....		335312-P	5.6	0.0	0.0	1.2	1.0	0.2

See footnotes at end of table.

Table 12. Producer price index percentage changes for the net output of selected industries and their products, not seasonally adjusted — Continued
 [September 2023]

Title ¹	Industry code	Product code	Unadjusted 12-month percent change ²	Unadjusted 1-month percent change ²				
			Sept. 2022 to Sept. 2023 ^P	Apr. to May	May to June ^P	June to July ^P	July to Aug. ^P	Aug. to Sept. ^P
Motor and generator mfg - Continued								
Parts, supplies for motors, generators, generator sets, and other rotating equipment.....		335312-C	11.7	0.0	0.0	0.5	2.7	0.5
Other motors and generators n.e.c.....		335312-F	7.8	0.0	0.0	2.5	1.2	0.2
Fractional horsepower motors (rated at less than 746 watts) (except hermetics) ..		335312-1	3.0	0.3	0.3	0.0	0.2	0.0
Integral horsepower motors & generators other than for land transport equipment (exc hermetics).....		335312-3	0.0	0.0	0.0	0.0	0.0	0.0
Secondary products and miscellaneous receipts.....		335312-SM						
Miscellaneous receipts.....		335312-M	0.4	0.0	0.0	0.4	0.0	0.0
Secondary products.....		335312-S	5.5	0.0	0.0	0.2	1.0	0.1
Switchgear and switchboard apparatus mfg.....	335313		5.0	0.2	0.8	0.4	0.6	0.2
Primary products.....		335313-P	5.3	0.2	0.8	0.5	0.6	0.2
Switchgear, excluding ducts and relays.....		335313-A	6.3	0.4	1.5	0.7	1.0	0.3
Low voltage panelboards and distribution boards, 1000 volts or less.....		335313-3	5.6	0.0	0.0	0.0	0.0	0.0
Secondary products and miscellaneous receipts.....		335313-SM						
Relay and industrial control mfg.....	335314		7.8	0.0	1.3	0.3	0.0	0.0
Primary products.....		335314-P	7.9	0.0	1.4	0.3	0.0	0.0
Specific-purpose industrial controls.....		335314-C	6.2	0.0	0.9	0.0	0.0	0.0
General-purpose industrial controls.....		335314-F	9.2	0.0	2.2	0.6	0.0	0.0
Relays for electronic circuitry, industrial control overload and switchgear type.....		335314-1	-	0.0	0.0	0.0	0.0	-
Parts for industrial controls and motor-control accessories.....		335314-7	3.9	0.0	0.3	0.0	0.0	0.0
Secondary products and miscellaneous receipts.....		335314-SM						
Miscellaneous receipts.....		335314-M	5.5	0.0	0.0	0.0	0.0	0.0
Other electrical equipment & component mfg.....	3359		3.3	-1.4	0.1	1.1	0.5	-0.8
Storage battery mfg.....	33591		1.9	-0.1	0.2	-0.1	0.0	0.0
Battery mfg.....	335910		1.3	-0.1	0.2	-0.1	0.0	0.0
Primary products.....		335910-P	1.3	-0.1	0.3	-0.1	0.0	0.0
Storage batteries.....		335910-1	1.4	0.0	0.1	-0.1	0.0	0.0
Storage batteries, lead acid type, BCI dimensional size group 8D or smaller.....		335910-11	1.1	0.0	0.0	-0.2	0.0	0.0
Storage batteries, lead acid type, larger than BCI dimensional size group 8D.....		335910-12	2.2	0.0	0.8	0.0	0.0	0.0
Primary batteries.....		335910-2	2.5	-0.3	0.7	0.2	0.2	0.1
Secondary products and miscellaneous receipts.....		335910-SM						
Secondary products.....		335910-S	5.4	0.0	0.0	0.0	0.0	0.0
Communication & energy wire & cable mfg.....	33592		1.6	-0.7	-0.7	5.9	1.3	-3.4
Fiber optic cable mfg.....	335921		4.9	0.3	0.0	0.0	0.0	0.0
Primary products.....		335921-P	5.0	0.3	0.0	0.0	0.0	0.0
Fiber optic cable, made from purchased fiber optic strand.....		335921-0	5.0	0.3	0.0	0.0	0.0	0.0
Secondary products and miscellaneous receipts.....		335921-SM						
Other communication and energy wire mfg.....	335929		0.2	-1.0	-0.9	7.5	1.6	-4.2
Primary products.....		335929-P	0.4	-1.0	-1.0	7.8	1.6	-4.3
Electronic wire and cable, made of nonferrous metals (purchased wire).....		335929-A	5.3	-0.2	-2.9	-0.1	0.0	0.0
Other insulated wire & cable, incl control & signal, made of nonferrous metals (purchased wire).....		335929-F	6.3	1.1	-0.8	-0.6	1.5	1.3
Power wire and cable, made from nonferrous metals (purchased wire).....		335929-1	29.4	-0.2	0.7	20.1	3.1	-10.3
Secondary products and miscellaneous receipts.....		335929-SM						
Wiring device mfg.....	33593		6.9	-3.7	0.2	-0.8	0.5	0.1
Current-carrying wiring device mfg.....	335931		26.1	0.6	1.1	0.0	1.1	0.3
Primary products.....		335931-P	27.5	0.7	1.2	0.0	1.2	0.3
Current-carrying wiring devices n.e.c.....		335931-A	51.3	0.0	3.2	0.1	1.1	0.6
Current-carrying switches for electrical circuitry (including vehicular switches).....		335931-1	5.5	0.0	0.0	0.1	0.1	-0.2
Current-carrying wire connectors for electrical circuitry.....		335931-9	5.1	3.5	-3.4	-0.5	2.6	0.0
Secondary products and miscellaneous receipts.....		335931-SM						
Secondary products.....		335931-S	5.1	0.0	0.2	0.8	0.0	0.2
Noncurrent-carrying wiring device mfg.....	335932		-9.3	-8.1	-0.8	-1.6	-0.1	-0.1
Primary products.....		335932-P	-10.5	-9.2	-0.9	-1.8	-0.1	-0.1
Noncurrent-carrying electrical conduit and conduit fittings, incl. plastic conduit & fittings.....		335932-4	-22.1	-17.0	-1.9	-3.7	-0.2	-0.6
Other noncurrent-carrying wiring devices and supplies (boxes, covers, bar hangers, etc.).....		335932-6	-	-0.1	0.4	-0.1	-0.1	0.9
Secondary products and miscellaneous receipts.....		335932-SM						
All other electrical equipment & component mfg.....	33599		1.3	-0.1	0.4	0.1	0.0	-0.1
Carbon and graphite product mfg.....	335991		1.8	0.2	0.0	0.3	0.0	-0.2

See footnotes at end of table.

Table 12. Producer price index percentage changes for the net output of selected industries and their products, not seasonally adjusted — Continued
 [September 2023]

Title ¹	Industry code	Product code	Unadjusted 12-month percent change ²	Unadjusted 1-month percent change ²				
				Sept. 2022 to Sept. 2023 ^P	Apr. to May	May to June ^P	June to July ^P	July to Aug. ^P
Carbon and graphite product mfg - Continued								
Primary products.....		335991-P	1.9	0.2	0.0	0.3	0.0	-0.2
Carbon and graphite products, including electrodes for electric arc furnaces.....		335991-0	1.9	0.2	0.0	0.3	0.0	-0.2
Secondary products and miscellaneous receipts.....		335991-SM						
Miscellaneous receipts.....		335991-M	—	0.0	0.0	—	—	—
Miscellaneous electrical equipment mfg.....								
Primary products.....	335999	335999-P	1.2	-0.2	0.5	0.1	0.0	0.0
Rectifying apparatus.....		335999-3	1.0	-0.2	0.5	0.1	0.0	0.0
All miscellaneous electrical equipment except rectifying apparatus.....		335999-4	3.9	0.0	0.0	0.0	0.0	0.0
Secondary products and miscellaneous receipts.....		335999-SM	1.0	-0.2	0.6	0.1	0.0	0.0
Transportation equipment manufacturing.....								
Motor vehicle manufacturing.....	336		2.3	0.2	0.0	0.2	0.0	0.1
Motor vehicle manufacturing.....	3361		1.4	0.0	-0.2	0.2	-0.1	0.0
Automobile and light truck manufacturing.....	33611		1.4	-0.1	-0.2	0.1	-0.1	0.0
Automobile, light truck and utility vehicle mfg.....	336110		1.4	-0.1	-0.2	0.1	-0.1	0.0
Primary products.....		336110-P	1.5	-0.1	-0.2	0.1	-0.1	0.0
Passenger cars and chassis.....		336110-1	-1.7	-0.1	-1.0	0.1	0.1	0.0
Trucks, truck tractors, & bus chassis 14,000 lb or less, incl. minivans & suvs.....		336110-2	3.1	-0.1	0.0	0.2	-0.1	0.0
Secondary products and miscellaneous receipts.....		336110-SM						
Heavy duty truck manufacturing.....	33612		2.0	0.1	0.3	0.4	0.0	0.0
Heavy duty truck mfg.....	336120		2.0	0.1	0.3	0.4	0.0	0.0
Primary products.....		336120-P	1.9	0.1	0.3	0.4	0.0	0.0
Trucks, truck tractors, and bus chassis (chassis of own manufacture) 14,001 to 33,000 lbs.....		336120-1	3.6	0.6	1.5	0.0	0.0	0.0
Buses, including military and firefighting vehicles (chassis of own manufacture)...		336120-3	3.9	0.0	0.0	1.0	0.0	0.0
Secondary products and miscellaneous receipts.....		336120-SM						
Motor vehicle body and trailer manufacturing.....	3362		1.2	0.0	0.0	0.1	0.1	0.1
Motor vehicle body and trailer manufacturing.....	33621		1.2	0.0	0.0	0.1	0.1	0.1
Motor vehicle body mfg.....	336211		4.9	0.1	0.1	0.4	0.0	0.1
Primary products.....		336211-P	5.0	0.1	0.0	0.4	0.0	0.1
Other truck and vehicle bodies, sold separately.....		336211-5	5.0	0.0	-0.3	0.0	0.0	0.0
Dump truck bodies, for sale separately.....		336211-5A	-8.5	0.0	-3.5	0.0	0.0	0.0
All other truck and vehicle bodies, sold separately.....		336211-5B	7.8	0.0	0.0	0.0	0.0	0.0
Buses and firefighting vehicles, complete, produced on purchased chassis.....		336211-7	1.5	0.1	0.1	0.0	0.1	0.1
Other trucks and vehicles, complete, produced on purchased chassis.....		336211-9	4.5	0.5	0.5	0.0	0.0	0.3
Other trucks and vehicles, complete, produced on purchased chassis, except upfitting trucks.....		336211-91	7.1	1.3	1.0	0.1	0.1	0.9
Secondary products and miscellaneous receipts.....		336211-SM						
Secondary products.....		336211-S	4.9	0.1	2.0	0.0	0.1	0.1
Truck trailer mfg.....								
Primary products.....	336212		-2.3	-0.2	0.0	-0.8	0.0	-0.2
Truck trailers and chassis, axle rating 10,000 lbs or more.....		336212-P	-2.3	-0.2	0.0	-0.8	0.0	-0.2
Truck trailers and chassis, axle rating less than 10,000 lbs.....		336212-1	-2.6	-0.2	0.0	-0.9	0.0	-0.2
Secondary products and miscellaneous receipts.....		336212-3	0.4	-0.2	0.0	0.0	0.0	0.0
Secondary products.....		336212-SM						
Secondary products.....		336212-S1	2.2	0.0	0.1	0.0	0.0	0.0
Motor home mfg.....								
Primary products.....	336213		1.4	0.0	0.0	0.5	0.0	0.0
Motor homes built on purchased chassis.....		336213-P	1.1	0.0	0.0	0.6	0.0	0.0
Secondary products and miscellaneous receipts.....		336213-0	1.1	0.0	0.0	0.6	0.0	0.0
Secondary products.....		336213-SM1						
Travel trailer and camper mfg.....								
Primary products.....	336214		1.1	0.0	0.0	0.4	0.2	0.3
Travel trailers.....		336214-P	1.1	0.0	0.0	0.3	0.2	0.5
Conventional travel trailers.....		336214-1	1.4	0.0	0.0	0.6	0.2	-0.3
Fifth wheel travel trailers.....		336214-19	2.3	0.0	0.0	0.9	0.3	-0.4
Automobile and light truck trailers.....		336214-1A	—	—	—	0.0	0.0	—
Camping trailers, campers, pick-up covers, and parts.....		336214-3	-0.3	0.0	0.0	-0.2	0.3	2.2
Other parts and components, excluding appliances and furnishings.....		336214-5	1.9	0.0	0.0	0.0	0.0	1.8
Truck campers, caps, box covers, and fold-down camping trailers.....		336214-53	2.2	0.0	0.0	0.0	—	—
Secondary products and miscellaneous receipts.....		336214-56	—	0.0	0.0	0.0	0.0	0.9
Secondary products.....		336214-SM						
Secondary products.....		336214-S	6.8	1.9	0.0	0.0	0.0	-0.5
Motor vehicle parts manufacturing.....	3363		1.6	0.2	0.0	0.2	-0.1	0.1

See footnotes at end of table.

Table 12. Producer price index percentage changes for the net output of selected industries and their products, not seasonally adjusted — Continued
 [September 2023]

Title ¹	Industry code	Product code	Unadjusted 12-month percent change ²	Unadjusted 1-month percent change ²				
			Sept. 2022 to Sept. 2023 ^P	Apr. to May	May to June ^P	June to July ^P	July to Aug. ^P	Aug. to Sept. ^P
Motor vehicle gasoline engine and parts mfg.	33631		1.7	0.1	-0.2	0.0	0.5	0.2
Motor vehicle gasoline engine and engine parts mfg.	336310		1.7	0.1	-0.2	0.0	0.5	0.2
Primary products.		336310-P	1.3	0.1	-0.3	0.0	0.5	0.2
Gasoline engines and engine parts (excluding carburetors).		336310-2	1.1	0.1	-0.3	0.0	0.4	0.2
Carburetors, pistons, piston rings, and valves.		336310-3	3.8	0.0	0.0	0.3	0.7	0.0
Secondary products and miscellaneous receipts.		336310-SM						
Miscellaneous receipts.		336310-M1	8.3	0.0	0.0	0.3	0.0	0.0
Secondary products.		336310-S	2.8	0.1	0.1	0.0	0.3	0.0
Motor vehicle electric equipment.	33632		2.2	0.2	-0.1	0.3	0.0	0.0
Motor vehicle electrical and electronic equipment mfg.	336320		2.2	0.2	-0.1	0.3	0.0	0.0
Primary products.		336320-P	2.2	0.2	-0.1	0.3	0.0	0.0
Vehicular lighting equipment.		336320-1	3.7	0.1	-0.1	0.0	0.0	0.0
Other motor vehicle electrical and electronic equipment.		336320-2	1.9	0.2	0.0	0.4	0.0	0.0
Battery charging alternators, generators, and regulators.		336320-23	0.8	0.3	0.0	-0.1	0.0	0.0
Parts for engine electrical and electronic equipment.		336320-2A	-2.2	0.0	0.0	0.5	0.0	0.0
All other miscellaneous non-engine electrical and electronic equipment.		336320-2D	1.5	0.0	-0.1	0.0	0.0	0.0
All other miscellaneous complete engine electrical equipment, including spark plugs.		336320-2U	2.9	0.5	-0.1	0.0	0.0	0.0
Secondary products and miscellaneous receipts.		336320-SM						
Miscellaneous receipts.		336320-M	2.6	0.0	0.0	1.0	-0.4	0.2
Secondary products.		336320-S	2.0	-0.1	0.5	0.3	0.0	0.0
Motor vehicle steering and suspension parts.	33633		-0.4	-0.5	0.2	0.5	-0.1	0.0
Motor vehicle steering and suspension components (except spring) manufacturing.	336330		-0.4	-0.5	0.2	0.5	-0.1	0.0
Primary products.		336330-P	0.2	-0.5	0.2	0.6	0.0	0.0
Motor vehicle steering and suspension components (excluding spring), new and rebuilt.		336330-0	0.2	-0.5	0.2	0.6	0.0	0.0
Secondary and miscellaneous receipts.		336330-SM						
Motor vehicle brake system manufacturing.	33634		2.2	0.1	-0.2	-0.4	0.2	0.0
Motor vehicle brake system mfg.	336340		2.2	0.1	-0.2	-0.4	0.2	0.0
Primary products.		336340-P	2.0	0.2	-0.2	-0.5	0.2	0.0
Motor vehicle brake parts and assemblies, new.		336340-1	1.2	0.2	-0.2	-0.6	0.2	0.0
Motor vehicle drum brake assemblies and parts, new.		336340-1E	5.0	0.6	-0.7	1.0	-0.1	0.0
Motor vehicle disc brake assemblies and parts, new.		336340-1F	-1.5	0.0	0.0	-3.6	0.0	0.0
Other motor vehicle brake parts and assemblies, new.		336340-1G	3.1	0.0	0.0	0.4	0.5	0.1
Secondary products and miscellaneous receipts.		336340-SM						
Motor vehicle power train components mfg.	33635		2.8	0.1	0.0	0.3	0.1	0.0
Motor vehicle transmission and power train parts manufacturing.	336350		2.8	0.1	0.0	0.3	0.1	0.0
Primary products.		336350-P	2.6	0.1	0.0	0.3	0.1	0.0
Motor vehicle drive train components, excluding wheels and brakes, new.		336350-2	2.7	0.1	0.0	0.3	0.1	0.0
Motor vehicle transmissions (except auxiliary and parts), new.		336350-20	4.8	0.0	0.0	-0.4	0.2	0.0
Parts for manual and automatic transmissions, new.		336350-23	0.8	0.3	0.0	1.3	0.0	0.0
Other motor vehicle drive train components, except wheels and brakes, new.		336350-25	0.3	0.0	0.1	0.4	-0.2	0.0
Motor vehicle drive train components, rebuilt.		336350-3	4.0	0.0	0.0	0.0	0.0	0.0
Secondary products and miscellaneous receipts.		336350-SM						
Secondary products.		336350-S	1.3	-0.4	-0.6	1.3	0.1	0.0
Motor vehicle seating and interior trim mfg.	33636		0.5	0.1	-0.6	0.0	-0.2	0.1
Motor vehicle seating and interior trim mfg.	336360		0.5	0.1	-0.6	0.0	-0.2	0.1
Primary products.		336360-P	0.2	0.1	-1.0	0.0	0.0	0.4
Automobile trimmings.		336360-1	2.1	-0.2	-0.3	0.0	-0.1	0.0
Seats for public conveyance and aircraft.		336360-3	0.0	0.5	-1.1	0.0	0.1	0.0
Secondary products and miscellaneous receipts.		336360-SM						
Secondary products.		336360-S	-3.9	-0.4	1.1	-0.4	-2.2	1.0
Motor vehicle metal stamping.	33637		3.1	0.0	0.6	0.3	-0.4	0.2
Motor vehicle metal stamping.	336370		3.1	0.0	0.6	0.3	-0.4	0.2
Primary products.		336370-P	3.9	0.0	0.6	0.3	-0.4	0.2
Automotive job stampings (truck, bus, and passenger car).		336370-0	3.9	0.0	0.6	0.3	-0.4	0.2
Secondary products and miscellaneous receipts.		336370-SM						
Secondary products.		336370-S	0.5	-0.1	0.0	0.0	-0.3	0.1
Other motor vehicle parts manufacturing.	33639		1.0	0.6	0.3	0.2	-0.3	0.0
Other motor vehicle parts mfg.	336390		1.0	0.6	0.3	0.2	-0.3	0.0
Primary products.		336390-P	0.9	0.6	0.3	0.2	-0.3	0.0

See footnotes at end of table.

Table 12. Producer price index percentage changes for the net output of selected industries and their products, not seasonally adjusted — Continued
 [September 2023]

Title ¹	Industry code	Product code	Unadjusted 12-month percent change ²	Unadjusted 1-month percent change ²				
			Sept. 2022 to Sept. 2023 ^P	Apr. to May	May to June ^P	June to July ^P	July to Aug. ^P	Aug. to Sept. ^P
Other motor vehicle parts mfg - Continued								
Filters, new, internal combustion engines and motor vehicles.....		336390-A	2.5	0.5	0.0	0.0	0.0	0.0
Motor vehicle air-conditioning systems and compressors.....		336390-B	—	0.3	0.0	-0.2	—	—
All other motor vehicle parts and accessories, including trailer hitches.....		336390-8	4.7	0.1	0.5	0.4	0.0	0.0
Secondary products and miscellaneous receipts.....		336390-SM						
Secondary products.....		336390-S	2.4	-0.1	0.0	-0.2	0.1	-0.1
Aerospace product and parts manufacturing.....	3364		3.8	0.4	0.3	0.1	0.0	0.0
Aerospace product and parts manufacturing.....	33641		3.8	0.4	0.3	0.1	0.0	0.0
Aircraft mfg.....	336411		4.1	0.5	0.3	0.1	0.0	0.1
Primary products.....		336411-P	4.1	0.6	0.3	0.1	0.0	0.1
Civilian aircraft.....		336411-3	5.8	0.8	0.5	0.2	0.0	0.1
Military aircraft.....		336411-4	0.0	0.0	0.0	0.0	0.0	0.0
Secondary products and miscellaneous receipts.....		336411-SM						
Secondary products.....		336411-S	—	0.0	0.0	0.0	0.0	0.0
Aircraft engine and engine parts mfg.....	336412		2.1	0.0	0.0	0.2	0.1	0.0
Primary products.....		336412-P	2.5	0.1	0.0	0.3	0.1	0.0
Aeronautical services on aircraft engines.....		336412-5	3.7	0.0	0.0	0.0	0.0	0.0
Aircraft engine parts and accessories.....		336412-7	3.5	0.1	0.1	0.5	0.2	0.0
Parts and accessories for military aircraft engines.....		336412-75	1.8	0.3	0.3	0.2	0.0	0.0
Parts and accessories for civilian aircraft engines.....		336412-77	4.2	0.1	0.0	0.7	0.3	0.0
Secondary products and miscellaneous receipts.....		336412-SM						
Secondary products.....		336412-S	3.0	-0.2	0.0	0.7	0.1	0.0
Other aircraft parts and equipment mfg.....	336413		4.4	0.1	0.0	0.0	0.0	0.0
Primary products.....		336413-P	4.1	0.1	0.0	0.0	0.0	0.0
Aircraft propellers and helicopter rotors.....		336413-1	0.5	0.0	0.0	0.1	0.0	0.0
Aircraft parts and auxiliary equipment.....		336413-7	4.5	0.1	0.0	0.0	0.0	0.0
Aircraft landing gear for civilian and military aircraft.....		336413-72	10.9	0.0	0.0	0.0	0.0	0.0
Other aircraft subassemblies and parts for military aircraft.....		336413-73	1.1	0.4	-0.1	0.1	0.0	0.0
Other aircraft subassemblies and parts for civilian aircraft.....		336413-74	5.0	0.0	0.0	0.0	0.0	0.0
Secondary products and miscellaneous receipts.....		336413-SM						
Secondary products.....		336413-S	11.9	0.2	0.0	-0.4	0.2	-0.4
Railroad rolling stock manufacturing.....	3365		1.3	0.0	0.0	0.5	0.0	0.0
Railroad rolling stock manufacturing.....	33651		1.3	0.0	0.0	0.5	0.0	0.0
Railroad rolling stock mfg.....	336510		1.3	0.0	0.0	0.5	0.0	0.0
Primary products.....		336510-P	1.3	0.0	0.0	0.5	0.0	0.0
Street, subway, trolley, and rapid transit cars, and railway maintenance equipment and parts.....		336510-5	3.3	0.0	0.0	1.1	0.0	0.0
Railway maintenance of way equipment & parts, parts for all railcars, & other railway vehicles.....		336510-54	3.9	0.0	0.0	1.4	0.0	0.0
Air brake and other brake equipment.....		336510-541	—	0.0	0.0	0.3	0.0	—
Secondary products and miscellaneous receipts.....		336510-SM						
Miscellaneous receipts.....		336510-M	3.7	2.0	0.0	0.0	0.0	0.0
Secondary products.....		336510-S1	1.1	0.0	0.0	0.0	0.0	0.0
Ship and boat building.....	3366		4.5	0.7	0.2	0.5	0.2	0.3
Ship and boat building.....	33661		4.5	0.7	0.2	0.5	0.2	0.3
Ship building and repairing.....	336611		4.8	1.0	0.0	0.5	0.4	0.0
Primary products.....		336611-P	4.1	1.0	0.0	0.4	0.4	0.0
Ship repair, nonmilitary.....		336611-A	15.9	2.6	0.0	0.0	2.5	0.0
Military self-propelled ships, new construction.....		336611-5	0.7	0.0	0.0	0.8	0.0	0.0
Ship repair, military.....		336611-8	2.3	0.5	0.0	0.0	0.3	0.0
Nonmilitary self-propelled ships, new construction.....		336611-9	1.8	0.0	0.0	0.8	0.0	0.4
Secondary products and miscellaneous receipts.....		336611-SM2						
Boat building.....	336612		3.8	0.1	0.7	0.6	-0.2	0.9
Primary products.....		336612-P	3.9	0.1	0.7	0.6	-0.2	0.9
Outboard motorboats, including commercial and military (except sailboats and lifeboats).....		336612-1	3.4	0.0	0.5	0.7	-0.3	1.1
Outboard motorboats, wood or metal, incl. comm. and military (exc. sailboats and lifeboats).....		336612-11	1.8	0.1	0.4	0.8	-1.3	0.3
Outboard motorboats, plastics/fiberglass, incl. comm. and mil. (exc. sailboats and lifeboats).....		336612-14	4.4	0.0	0.6	0.6	0.2	1.5
Inboard motorboats, including commercial and military (except sailboats and lifeboats).....		336612-3	6.6	0.0	0.7	1.1	0.3	1.0

See footnotes at end of table.

Table 12. Producer price index percentage changes for the net output of selected industries and their products, not seasonally adjusted — Continued
 [September 2023]

Title ¹	Industry code	Product code	Unadjusted 12-month percent change ²	Unadjusted 1-month percent change ²				
				Sept. 2022 to Sept. 2023 ^P	Apr. to May	May to June ^P	June to July ^P	July to Aug. ^P
Boat building - Continued								
Inboard cabin cruisers, including commercial and military (except sailboats and lifeboats).....		336612-31	7.8	0.0	0.9	0.6	0.0	1.5
Other inboard motorboats, including commercial and military (except sailboats and lifeboats).....		336612-32	4.5	0.0	0.4	2.1	0.9	0.0
Inboard-outdrive boats, including commercial and military (except sailboats and lifeboats).....		336612-5	3.6	0.0	3.3	0.0	0.0	0.0
All other inboard-outdrive boats, incl. comm. and military (except sailboats and lifeboats).....		336612-52	3.5	0.0	3.2	0.0	0.0	0.0
All other boats (excluding military and commercial).....		336612-8	7.5	0.5	0.2	0.0	0.0	0.0
Secondary products and miscellaneous receipts.....		336612-SM						
Miscellaneous receipts.....		336612-M	3.2	0.7	0.7	0.0	0.1	1.8
Other transportation equipment manufacturing.....	3369		2.4	0.0	0.1	-0.3	0.0	0.0
Other transportation equipment manufacturing.....	33699		2.4	0.0	0.1	-0.3	0.0	0.0
Motorcycle, bicycle, and parts mfg.....	336991		1.8	0.1	0.4	0.0	0.0	0.0
Primary products.....		336991-P	1.8	0.1	0.4	0.0	0.0	0.0
Motorcycles, including three-wheel motorbikes, motorscooters, mopeds, and parts.....		336991-3	3.3	0.0	0.4	0.0	0.0	0.0
Bicycles, including parts (excluding children's 2-wheel sidewalk cycles).....		336991-4	-5.7	0.8	0.0	0.0	0.0	0.0
Cycles, all types, tubular construction.....		336991-42	-7.3	0.5	0.0	0.0	0.0	0.0
Parts for bicycles, unicycles, and adult tricycles.....		336991-45	-4.3	1.0	0.0	0.0	0.0	0.0
Secondary products and miscellaneous receipts.....		336991-SM						
Secondary products.....		336991-S	10.2	—	0.0	0.0	0.0	0.0
All other transportation equipment mfg.....	336999		2.9	0.0	-0.1	-0.5	0.0	0.0
Primary products.....		336999-P	2.9	0.0	-0.1	-0.5	0.0	0.0
All-terrain vehicles and parts.....		336999-4	6.3	-0.1	-0.3	-0.1	0.0	0.0
All other miscellaneous transportation equipment.....		336999-6	2.8	0.0	0.0	-0.8	0.0	0.0
Secondary products and miscellaneous receipts.....		336999-SM						
Secondary products.....		336999-S	3.1	0.0	0.0	0.0	0.0	0.0
Furniture & related product mfg.....	337		2.5	0.2	0.0	0.4	-0.2	0.0
HH & institutional furniture & kitchen cabinet mfg.....	3371		1.9	0.0	0.1	0.2	-0.2	0.0
Wood kitchen cabinet & countertop mfg.....	33711		1.3	0.4	-0.2	0.0	-0.5	0.0
Wood kitchen cabinet and countertop mfg.....	337110		1.3	0.4	-0.2	0.0	-0.5	0.0
Primary products.....		337110-P	0.8	0.4	-0.2	0.0	-0.8	0.0
Custom wood kitchen cabinets, bathroom vanities, and related cabinet sold directly to customers.....		337110-H	-0.6	0.0	0.0	0.0	-2.4	0.0
Stock wood kitchen cabinets and related cabinetwork for permanent installation. . .		337110-1	0.1	0.9	-0.5	0.0	-0.7	0.0
Secondary products and miscellaneous receipts.....		337110-SM						
Household & institutional furniture mfg.....	33712		2.3	-0.2	0.3	0.3	0.1	0.0
Upholstered household furniture mfg.....	337121		1.2	0.1	0.0	0.0	0.1	0.0
Primary products.....		337121-P	0.5	0.1	0.0	0.0	0.1	0.0
Upholstered household furniture, excl. dual-purpose sleep furniture.....		337121-1	0.6	0.1	0.0	0.0	0.1	0.0
Upholstered household sofas, davenports, settees, and loveseats, except custom.....		337121-11	-0.3	0.0	0.0	0.0	0.0	0.0
Upholstered household sectional sofa pieces, except custom. . .		337121-12	1.6	0.0	0.0	0.0	0.4	0.0
Upholstered household rocking chairs, including swivel rockers, except custom.....		337121-13	-1.3	0.5	0.0	0.0	0.0	0.0
Other upholstered household furniture, including custom sold at retail.....		337121-15	1.1	0.3	0.4	0.0	0.4	-0.1
Dual-purpose sleep furniture incl. futon, conv. sofa, jackknife & chair beds, except custom.....		337121-4	-0.2	0.0	0.0	0.0	0.0	0.0
Secondary products and miscellaneous receipts.....		337121-SM						
Miscellaneous receipts.....		337121-M	—	0.0	0.0	—	—	—
Nonupholstered wood household furniture mfg.....	337122		5.1	-0.1	2.4	1.7	0.0	0.0
Primary products.....		337122-P	5.9	-0.1	3.1	2.2	0.0	0.0
Wood dining room, kitchen, outdoor, and ready-to-assemble furniture, excl. cabinets and custom.....		337122-G	—	0.0	3.9	0.7	0.0	0.0
Wood household den, family room, library, and living room furniture, except custom.....		337122-1	1.7	0.0	0.9	0.4	0.0	0.0
Wood bedroom furniture, including infants' and children's, except custom.....		337122-8	1.4	-0.2	0.3	0.1	0.0	0.0
Secondary products and miscellaneous receipts.....		337122-SM						
Secondary products.....		337122-S	14.5	0.0	0.1	0.8	0.0	0.0
Household furniture (except wood and upholstered) mfg.....	337126		2.5	-2.1	-0.5	0.0	0.0	-0.3
Primary products.....		337126-P	-1.2	-2.5	-0.4	0.0	0.0	-0.1
Metal dining room and kitchen furniture, incl. padded and plain chairs and stools..		337126-1	-1.0	0.0	1.7	0.3	0.4	-1.1

See footnotes at end of table.

Table 12. Producer price index percentage changes for the net output of selected industries and their products, not seasonally adjusted — Continued
 [September 2023]

Title ¹	Industry code	Product code	Unadjusted 12-month percent change ²	Unadjusted 1-month percent change ²				
				Sept. 2022 to Sept. 2023 ^P	Apr. to May	May to June ^P	June to July ^P	July to Aug. ^P
Household furniture (except wood and upholstered) mfg - Continued								
Metal outdoor and casual furniture, incl. beach, lawn, garden and porch		337126-3	2.1	0.0	-1.9	0.0	0.0	0.0
Nonupholstered household furniture (except wood and metal)		337126-6	-	0.0	0.0	0.0	-	-
Secondary products and miscellaneous receipts		337126-SM						
Secondary products		337126-S	0.5	1.0	-0.8	0.0	-0.3	-1.8
Institutional furniture mfg.	337127		4.1	0.2	0.0	0.3	-0.1	0.3
Primary products		337127-P	4.1	0.2	0.0	0.3	-0.1	0.3
Other institutional furniture		337127-B	7.6	0.1	0.1	1.1	-0.5	0.3
School furniture (except stone and concrete), excl. library furniture		337127-1	2.9	0.0	0.0	0.0	0.4	0.3
Public building and related furniture, excl. bar, bowling, cafeteria, restaurant and school		337127-5	2.7	0.3	0.0	0.0	0.0	0.0
Public furniture (bar, bowling center, cafeteria, and restaurant)		337127-8	2.3	0.1	0.0	0.0	-0.1	0.9
Secondary products and miscellaneous receipts		337127-SM						
Miscellaneous receipts		337127-M	6.3	0.0	0.0	-1.4	-1.0	0.0
Secondary products		337127-S	0.4	0.3	0.2	0.2	-0.3	0.2
Office furniture (including fixtures) mfg.	3372		3.8	0.6	-0.3	0.8	-0.3	0.1
Office furniture (including fixtures) mfg.	33721		3.8	0.6	-0.3	0.8	-0.3	0.1
Wood office furniture mfg.	337211		-0.2	0.0	-0.1	0.2	0.0	0.0
Primary products		337211-P	-0.1	0.0	0.3	0.2	0.0	0.0
Wood office furniture panel systems, desking systems, and other wood office furniture		337211-A	0.2	0.0	0.0	0.0	0.0	0.0
Wood office seating, including upholstered		337211-1	-3.2	0.0	0.0	1.1	0.0	0.0
Wood office desks and desk extensions		337211-4	3.6	0.0	0.7	0.0	0.0	0.0
Wood office files, storage units, and tables		337211-7	1.3	0.0	0.4	0.0	0.0	0.0
Secondary products and miscellaneous receipts		337211-SM						
Secondary products		337211-S	-3.0	0.0	-4.1	0.0	0.0	0.0
Custom architectural woodwork and millwork	337212		6.0	-0.7	0.0	2.4	0.2	0.0
Primary products		337212-P	6.1	-0.7	0.0	2.2	0.2	0.0
Custom architectural woodwork, millwork, and fixtures		337212-0	6.1	-0.7	0.0	2.2	0.2	0.0
Secondary products and miscellaneous receipts		337212-SM						
Office furniture, except wood, mfg.	337214		6.4	2.4	0.1	0.3	-0.4	-0.3
Primary products		337214-P	6.7	2.5	0.1	0.3	-0.4	-0.3
Office furniture, other types, except wood, including panel systems		337214-A	-	-	-	0.0	-1.1	-0.3
Office seating, including upholstered, except wood		337214-1	4.0	4.9	0.0	0.0	0.0	0.0
Office desk and desk extensions, except wood		337214-4	-	-	-	-0.1	0.0	0.1
Office files, storage units, and tables, except wood		337214-7	9.7	7.1	0.5	1.3	0.2	-0.6
Secondary products and miscellaneous receipts		337214-SM						
Showcases, partitions, shelving, and lockers mfg.	337215		-0.3	0.1	-1.0	-0.2	-0.9	0.8
Primary products		337215-P	-0.9	0.1	-1.1	-0.1	-1.0	0.8
Bookstacks and other shelving, except wood		337215-A2	-	-	0.9	0.7	-1.0	-
Storage racks and accessories, except wood		337215-E	-12.2	0.0	-1.9	-2.2	-5.0	0.0
Fixtures (bank, office, and store), except wood		337215-G	12.6	1.7	-0.7	0.0	0.0	3.2
Wood furniture dimensions and nonwood furniture parts and frames		337215-L	-	-	-	-	-	-
Secondary products and miscellaneous receipts		337215-SM						
Other furniture related product mfg.	3379		0.9	-0.4	0.0	0.0	0.0	-0.4
Mattress mfg.	33791		-0.9	-0.5	0.1	0.0	0.0	-0.6
Mattress mfg.	337910		-0.9	-0.5	0.1	0.0	0.0	-0.6
Primary products		337910-P	-0.9	-0.6	0.1	0.0	0.0	-0.6
Mattress and foundation sets		337910-E	-2.0	0.0	0.0	0.0	0.0	0.0
Innerspring mattresses, excluding crib-size		337910-1	1.8	0.0	0.2	0.0	1.0	-1.2
Other mattresses, including crib, foam, waterbed mattresses and mattress inserts		337910-4	2.5	0.0	0.0	0.0	0.1	0.0
Foundations, excl. innerspring units, hybrid-type flotation, ensembles, and adjustable units		337910-7	-8.4	-6.0	-0.4	0.4	0.0	-2.0
Secondary products and miscellaneous receipts		337910-SM						
Blind & shade mfg.	33792		8.2	0.0	0.0	0.0	0.0	0.0
Blind and shade mfg.	337920		8.2	0.0	0.0	0.0	0.0	0.0
Primary products		337920-P	10.6	0.0	0.0	0.0	0.0	0.0
Other blinds and shades, including curtain and drapery fixtures, poles and rods ..		337920-8	-	-0.1	0.0	0.0	0.0	0.0
Secondary products and miscellaneous receipts		337920-SM						
Miscellaneous mfg.	339		3.2	0.6	0.3	-0.1	0.0	0.0

See footnotes at end of table.

Table 12. Producer price index percentage changes for the net output of selected industries and their products, not seasonally adjusted — Continued
 [September 2023]

Title ¹	Industry code	Product code	Unadjusted 12-month percent change ²	Unadjusted 1-month percent change ²				
				Sept. 2022 to Sept. 2023 ^P	Apr. to May	May to June ^P	June to July ^P	July to Aug. ^P
Medical equipment & supplies mfg.	3391		3.0	0.2	0.6	-0.1	0.1	-0.1
Medical equipment & supplies mfg.	33911		3.0	0.2	0.6	-0.1	0.1	-0.1
Surgical and medical instrument mfg.	339112		1.4	0.4	0.0	-0.2	0.0	-0.4
Primary products.		339112-P	1.5	0.4	0.0	-0.2	0.0	-0.4
Surgical and medical instruments.		339112-0	1.5	0.4	0.0	-0.2	0.0	-0.4
Surgical and orthopedic instruments.		339112-01	1.0	0.6	0.0	-0.5	0.0	0.1
Surgical and medical catheters.		339112-05	-1.0	0.0	0.0	0.0	0.0	0.0
Other surgical and medical apparatus and instruments, excluding parts.		339112-06	1.2	0.0	0.0	0.0	0.0	-1.3
Parts for surgical and medical apparatus and instruments.		339112-09	3.6	-0.3	0.1	0.0	0.1	0.0
Secondary products and miscellaneous receipts.		339112-SM						
Secondary products.		339112-S	-1.0	-0.1	0.0	0.0	0.2	0.2
Surgical appliance and supplies mfg.	339113		4.0	-0.2	0.6	0.0	0.3	0.2
Primary products.		339113-P	4.2	-0.2	0.4	0.0	0.3	0.2
Medical and surgical appliances and supplies, incl. orthopedic, prosthetic, and therapeutic.		339113-2	2.5	-0.4	0.5	-0.1	0.2	0.3
Artificial joints and limbs.		339113-21	-	1.3	-1.4	0.2	0.3	0.1
Other orthopedic and prosthetic appliances.		339113-22	0.5	-1.2	0.0	0.1	0.0	0.4
Other medical and surgical appliances and supplies.		339113-27	3.5	-0.6	1.1	-0.2	0.3	0.3
Hospital beds and specialized hospital furniture.		339113-4	15.7	1.0	0.0	0.0	0.0	0.0
Personal industrial and nonindustrial safety equipment and clothing.		339113-6	7.0	0.0	0.3	0.3	0.7	0.3
Secondary products and miscellaneous receipts.		339113-SM						
Secondary products.		339113-S	3.4	-0.3	2.8	0.1	0.1	0.0
Dental equipment and supplies mfg.	339114		3.5	1.3	0.0	0.1	0.1	-0.1
Primary products.		339114-P	3.4	1.3	0.0	-0.1	0.1	0.0
Dental professional equipment and supplies.		339114-1	4.5	1.4	0.0	0.0	0.0	0.0
Professional dental equipment.		339114-11	6.1	0.6	0.0	0.0	0.0	0.0
Professional dental supplies.		339114-12	3.9	3.0	0.0	0.0	0.0	0.0
Secondary products and miscellaneous receipts.		339114-SM						
Ophthalmic goods mfg.	339115		6.3	0.0	4.3	0.0	0.0	0.0
Primary products.		339115-P	6.4	0.0	4.4	0.0	0.0	0.0
Secondary products and miscellaneous receipts.		339115-SM						
Other miscellaneous mfg.	3399		3.6	1.0	0.0	-0.1	-0.1	0.1
Jewelry & silverware mfg.	33991		4.8	0.7	-1.1	-0.3	-0.5	0.3
Jewelry and silverware mfg.	339910		4.8	0.7	-1.1	-0.3	-0.5	0.3
Primary products.		339910-P	5.2	0.8	-1.1	-0.3	-0.5	0.3
Jewelry, gold and platinum.		339910-1	4.4	1.0	-1.7	-0.5	-0.9	0.6
Costume jewelry and novelties.		339910-4	7.1	0.9	0.0	0.0	0.0	0.0
All other jewelry and personal goods (excluding costume).		339910-8	3.6	0.3	-0.5	-0.3	0.0	0.0
Secondary products and miscellaneous receipts.		339910-SM						
Miscellaneous receipts.		339910-M	0.6	0.6	-0.6	0.0	0.0	0.0
Sporting & athletic goods mfg.	33992		2.9	0.4	0.0	0.0	0.0	0.3
Sporting and athletic goods mfg.	339920		2.9	0.4	0.0	0.0	0.0	0.3
Primary products.		339920-P	3.1	0.4	0.0	0.0	0.0	0.2
Other sporting and athletic goods.		339920-A	2.4	0.0	0.0	0.0	0.0	0.0
Golf equipment, excluding apparel and shoes.		339920-4	-	-0.1	0.0	0.0	0.0	-
Playground equipment.		339920-5	12.1	3.6	0.0	0.0	0.0	1.5
Gymnasium and exercise equipment.		339920-7	0.0	0.0	0.0	0.0	0.0	0.0
Secondary products and miscellaneous receipts.		339920-SM						
Secondary products.		339920-S	1.2	0.6	0.0	0.0	0.0	2.0
Doll, toy & game mfg.	33993		2.0	0.0	0.0	0.0	-0.3	0.0
Doll, toy, and game mfg.	339930		2.0	0.0	0.0	0.0	-0.3	0.0
Primary products.		339930-P	3.5	0.0	0.0	0.0	0.0	0.0
Models (operating & static), craft kits/supply, natural science kits, & collectors' miniatures.		339930-6	1.9	0.0	0.0	0.0	0.0	0.0
Other nonelectronic toys, including parts.		339930-8	6.4	0.0	0.0	0.0	0.0	0.0
Secondary products and miscellaneous receipts.		339930-SM						
Office supplies (exc paper) mfg.	33994		3.4	0.0	0.0	-0.2	0.2	-0.2
Office supplies, except paper, mfg.	339940		3.4	0.0	0.0	-0.2	0.2	-0.2
Primary products.		339940-P	3.2	0.0	0.0	-0.2	0.2	-0.2
Pens, mechanical pencils, markers, and associated parts.		339940-1	-	0.0	0.0	-	-	-

See footnotes at end of table.

Table 12. Producer price index percentage changes for the net output of selected industries and their products, not seasonally adjusted — Continued
 [September 2023]

Title ¹	Industry code	Product code	Unadjusted 12-month percent change ²	Unadjusted 1-month percent change ²				
				Sept. 2022 to Sept. 2023 ^P	Apr. to May	May to June ^P	June to July ^P	July to Aug. ^P
Office supplies, except paper, mfg - Continued								
Lead pencils, art goods, office supplies & small office equipment, excluding paper.....		339940-2	2.8	0.0	0.0	0.0	0.0	0.0
Marking devices.....		339940-3	2.4	0.0	0.1	0.0	0.0	-0.5
Secondary products and miscellaneous receipts.....		339940-SM						
Miscellaneous receipts.....		339940-M	5.2	0.0	0.0	-0.4	0.0	0.0
Secondary Products.....		339940-S	5.3	0.1	0.0	0.0	0.5	0.0
Sign mfg.....	33995		4.7	3.3	0.0	0.2	0.0	0.0
Sign mfg.....	339950		4.7	3.3	0.0	0.2	0.0	0.0
Primary products.....		339950-P	5.0	3.5	0.0	0.2	0.0	0.0
Nonelectric signs and displays, including trade show exhibits.....		339950-4	5.5	2.9	0.0	0.4	0.0	0.0
Secondary products and miscellaneous receipts.....		339950-SM						
All other misc mfg.....	33999		3.0	0.3	0.4	-0.2	0.0	0.0
Gasket, packing, and sealing device mfg.....	339991		4.6	0.5	1.2	-1.3	0.0	0.1
Primary products.....		339991-P	4.7	0.5	1.3	-1.4	0.0	0.1
Compression packing.....		339991-1	-	0.0	0.0	0.0	0.0	-
Molded packing and seals.....		339991-2	4.0	0.3	2.0	-0.6	0.0	0.0
Nonmetallic gaskets and gasketing.....		339991-3	3.2	0.0	2.6	-3.7	0.1	0.1
Metallic gaskets and machined seals.....		339991-7	4.8	1.7	0.0	0.0	0.0	0.0
Rotary oil seals.....		339991-9	11.8	0.0	0.0	0.0	0.0	0.6
Secondary products and miscellaneous receipts.....		339991-SM						
Miscellaneous receipts.....		339991-M	1.7	0.0	0.0	0.0	0.0	0.0
Secondary products.....		339991-S	5.3	0.0	0.1	0.2	0.1	-0.4
Musical instrument mfg.....	339992		4.0	1.6	0.0	0.6	0.0	0.0
Primary products.....		339992-P	3.6	1.6	0.0	0.6	0.0	0.0
Nonelectronic pianos, organs, and nonelectronic pianos and organ parts, excluding benches.....		339992-A	-	2.4	0.0	0.2	0.0	-
Other musical instruments and parts.....		339992-7	3.8	1.5	0.0	0.6	0.0	0.0
Other electronic musical instruments, excluding electronic organs.....		339992-71	2.9	2.1	0.0	0.0	0.0	0.0
Other nonelectronic musical instruments.....		339992-72	3.5	2.5	0.0	0.5	0.0	0.0
Parts and accessories for other musical instruments, sold separately, excl. benches & cases.....		339992-73	5.8	-	-	-	0.0	0.0
Secondary products and miscellaneous receipts.....		339992-SM						
Miscellaneous receipts.....		339992-M	12.2	0.0	0.0	0.0	0.0	0.0
Fastener, button, needle, and pin mfg.....	339993		3.5	0.0	0.0	0.0	0.0	2.0
Primary products.....		339993-P	3.5	0.0	0.0	0.0	0.0	2.0
Fasteners, zippers, buttons, needles, pins, and buckles (except precious metal).....		339993-0	3.5	0.0	0.0	0.0	0.0	2.0
Secondary products and miscellaneous receipts.....		339993-SM						
Broom, brush, and mop mfg.....	339994		2.2	0.0	-0.1	0.0	0.0	0.0
Primary products.....		339994-P	2.8	0.0	-0.1	0.0	0.0	0.0
Brooms, mops and dusters.....		339994-1	3.6	0.0	0.0	0.0	0.0	0.0
Mops and dusters, including refills.....		339994-13	3.0	0.0	0.0	0.0	0.0	0.0
Paint and varnish brushes, paint holders, pads, roller frames and rollers.....		339994-3	3.2	0.0	0.0	0.0	0.0	0.0
Paint and varnish brushes.....		339994-31	4.9	0.0	0.0	0.0	0.0	0.0
Paint holders, pads, roller frames and rollers.....		339994-32	1.8	0.0	0.0	0.0	0.0	0.0
Other types of brushes.....		339994-5	2.4	0.1	-0.1	0.0	0.0	0.0
Personal brushes.....		339994-51	-	0.0	-0.3	0.0	-	-
All other types of brushes, except personal.....		339994-52	3.9	0.1	0.0	0.0	0.0	0.0
Secondary and miscellaneous receipts.....		339994-SM						
Burial casket mfg.....	339995		8.4	0.0	0.0	0.0	0.0	-1.8
Primary products.....		339995-P	8.4	0.0	0.0	0.0	0.0	-1.8
Metal burial caskets and coffins, completely lined and trimmed, adult sizes only.....		339995-1	9.1	0.0	0.0	0.0	0.0	-1.2
Secondary products and miscellaneous receipts.....		339995-SM						
All other miscellaneous mfg.....	339999		1.8	0.1	0.1	0.2	0.0	0.0
Primary products.....		339999-P	1.9	0.1	0.1	0.2	0.0	0.0
Mirror and picture frames and framed pictures.....		339999-E	1.1	0.0	0.0	1.1	0.0	0.0
All other miscellaneous fabricated products, incl. fire extinguishers and umbrellas.....		339999-L	2.5	0.2	0.2	0.1	0.0	0.0
Candles, including tapers.....		339999-5	0.0	0.0	0.0	0.0	0.0	0.0
Secondary products and miscellaneous receipts.....		339999-SM						
Secondary products.....		339999-S	-3.5	-0.1	0.1	-0.1	-0.1	0.3
Services industries								

See footnotes at end of table.

Table 12. Producer price index percentage changes for the net output of selected industries and their products, not seasonally adjusted — Continued
 [September 2023]

Title ¹	Industry code	Product code	Unadjusted 12-month percent change ²	Unadjusted 1-month percent change ²				
				Sept. 2022 to Sept. 2023 ^P	Apr. to May	May to June ^P	June to July ^P	July to Aug. ^P
Merchant wholesalers, durable goods.....	423		6.7	1.2	-1.5	2.4	-0.2	0.5
Motor vehicle and parts merchant wholesalers.....	4231		16.0	8.6	-1.0	6.8	0.8	0.6
Motor vehicle and parts merchant wholesalers.....	42310		16.0	8.6	-1.0	6.8	0.8	0.6
Motor vehicle and parts merchant wholesalers.....	423100		16.0	8.6	-1.0	6.8	0.8	0.6
Primary services.....		423100-P	15.8	9.0	-1.0	7.1	0.8	0.6
Motor vehicle and parts wholesaler services.....		423100-1	15.8	9.0	-1.0	7.1	0.8	0.6
Furniture and home furnishing merchant wholesalers.....	4232		-7.7	0.1	-0.2	-4.9	-3.5	-0.5
Furniture and home furnishing merchant wholesalers.....	42320		-7.7	0.1	-0.2	-4.9	-3.5	-0.5
Furniture and home furnishing merchant wholesalers.....	423200		-7.7	0.1	-0.2	-4.9	-3.5	-0.5
Primary services.....		423200-P	-7.7	0.1	-0.2	-4.9	-3.5	-0.5
Furniture and home furnishing wholesaler services.....		423200-1	-7.7	0.1	-0.2	-4.9	-3.5	-0.5
Lumber and other construction materials merchant wholesalers.....	4233		-9.1	-0.7	0.2	1.3	1.4	0.4
Lumber and other construction materials merchant wholesalers.....	42330		-9.1	-0.7	0.2	1.3	1.4	0.4
Lumber and other construction materials merchant wholesalers.....	423300		-9.1	-0.7	0.2	1.3	1.4	0.4
Primary services.....		423300-P	-9.4	-0.7	0.2	1.4	1.4	0.4
Lumber and other construction material wholesaler services.....		423300-1	-9.4	-0.7	0.2	1.4	1.4	0.4
Other receipts.....		423300-SM	-	0.0	-0.3	0.0	1.0	0.0
Professional and commercial equipment and supplies merchant wholesalers.....	4234		13.0	4.4	-2.0	0.5	2.5	1.9
Professional and commercial equipment and supplies merchant wholesalers.....	42340		13.0	4.4	-2.0	0.5	2.5	1.9
Professional and commercial equipment and supplies merchant wholesalers.....	423400		13.1	4.3	-2.0	0.5	2.5	1.8
Primary services.....		423400-P	12.8	5.0	-2.2	0.8	2.4	2.1
Professional and commercial equipment and supplies wholesaler services.....		423400-1	12.8	5.0	-2.2	0.8	2.4	2.1
Other receipts.....		423400-SM	-	0.6	-1.0	-1.7	3.2	0.0
Metal and mineral (except petroleum) merchant wholesalers.....	4235		-13.0	-11.7	-3.4	-5.1	-9.3	-2.5
Metal and mineral (except petroleum) merchant wholesalers.....	42350		-13.0	-11.7	-3.4	-5.1	-9.3	-2.5
Metal and mineral (except petroleum) merchant wholesalers.....	423500		-13.1	-11.7	-3.3	-5.1	-9.3	-2.5
Primary services.....		423500-P	-13.9	-12.2	-3.0	-5.2	-9.7	-2.7
Metals and minerals wholesaler services.....		423500-1	-13.9	-12.2	-3.0	-5.2	-9.7	-2.7
Household appliances and electrical and electronic goods merchant wholesalers.....	4236		6.4	-0.4	-3.7	3.0	-1.2	2.5
Household appliances and electrical and electronic goods merchant wholesalers.....	42360		6.4	-0.4	-3.7	3.0	-1.2	2.5
Household appliances and electrical and electronic goods merchant wholesalers.....	423600		6.3	-0.4	-3.7	3.0	-1.2	2.5
Primary services.....		423600-P	9.4	4.2	-4.1	2.9	-0.6	2.9
Household appliances, electrical, and electronics wholesaler services.....		423600-1	9.4	4.2	-4.1	2.9	-0.6	2.9
Hardware, plumbing and heating equipment and supplies merchant wholesalers.....	4237		6.2	-1.8	2.6	4.0	0.8	-1.8
Hardware, plumbing and heating equipment and supplies merchant wholesalers.....	42370		6.2	-1.8	2.6	4.0	0.8	-1.8
Hardware, plumbing, and heating equipment and supplies merchant wholesalers.....	423700		6.1	-1.8	2.6	4.0	0.8	-1.8
Primary services.....		423700-P	7.5	-1.8	2.6	4.0	1.0	-1.8
Hardware, plumbing, and heating equipment and supplies wholesaler services.....		423700-1	7.5	-1.8	2.6	4.0	1.0	-1.8
Machinery, equipment, and supplies merchant wholesalers.....	4238		5.0	-1.3	0.0	0.9	0.7	-1.2
Machinery, equipment, and supplies merchant wholesalers.....	42380		5.0	-1.3	0.0	0.9	0.7	-1.2
Machinery and supply merchant wholesalers.....	423800		5.0	-1.3	0.0	0.9	0.7	-1.2
Primary services.....		423800-P	3.8	-1.8	0.3	1.1	0.7	-1.4
Machinery and supply wholesaler services.....		423800-1	3.8	-1.8	0.3	1.1	0.7	-1.4
Other receipts.....		423800-SM	10.9	1.1	-1.5	0.1	0.3	-0.1
Miscellaneous durable goods merchant wholesalers (except materials recyclers).....	4239		2.6	-1.5	-1.6	2.9	0.5	0.0
Miscellaneous durable goods merchant wholesalers (except materials recyclers).....	42390		2.6	-1.5	-1.6	2.9	0.5	0.0
Miscellaneous durable goods, except recyclable material, merchant wholesalers.....	423900		2.6	-1.5	-1.6	2.9	0.5	0.0
Primary services.....		423900-P	2.4	-1.6	-1.6	2.9	0.5	0.0
Miscellaneous durable goods wholesaler services.....		423900-1	2.4	-1.6	-1.6	2.9	0.5	0.0
Merchant wholesalers, nondurable goods.....	424		4.0	-0.2	0.5	4.2	-0.3	-0.1
Paper and paper product merchant wholesalers.....	4241		4.2	0.1	-0.5	0.0	0.9	0.4
Paper and paper product merchant wholesalers.....	42410		4.2	0.1	-0.5	0.0	0.9	0.4
Paper and paper product merchant wholesalers.....	424100		4.2	0.1	-0.5	0.0	0.9	0.4
Primary services.....		424100-P	3.6	-0.1	-0.6	0.2	1.0	0.4

See footnotes at end of table.

Table 12. Producer price index percentage changes for the net output of selected industries and their products, not seasonally adjusted — Continued
[September 2023]

Title ¹	Industry code	Product code	Unadjusted 12-month percent change ²	Unadjusted 1-month percent change ²				
				Sept. 2022 to Sept. 2023 ^P	Apr. to May	May to June ^P	June to July ^P	July to Aug. ^P
Paper and paper product merchant wholesalers - Continued								
Paper wholesaler services.....		424100-1	3.6	-0.1	-0.6	0.2	1.0	0.4
Wholesaling of paper and paper products.....		424100-11	1.2	-0.5	-1.0	0.1	0.9	0.0
Wholesaling of all other goods, except paper and paper products.....		424100-12	25.2	3.1	2.6	0.9	2.2	2.6
Drugs and druggists' sundries merchant wholesalers.....	4242		-1.3	-2.3	-2.9	6.3	-1.9	0.0
Drugs and druggists' sundries merchant wholesalers.....	42420		-1.3	-2.3	-2.9	6.3	-1.9	0.0
Drugs and druggists' sundries merchant wholesalers.....	424200		-1.3	-2.3	-2.9	6.3	-1.9	0.0
Primary products.....		424200-P	-1.3	-2.3	-2.9	6.3	-1.9	0.0
Wholesaling of pharmaceuticals.....		424200-1	-6.8	-3.8	-5.8	10.4	-3.5	0.0
Wholesaling of all other goods, except pharmaceuticals.....		424200-2	2.6	-0.4	0.7	1.6	0.1	0.0
Apparel and piece goods merchant wholesalers.....	4243		7.1	-3.8	1.2	-1.8	6.3	5.1
Apparel and piece goods merchant wholesalers.....	42430		7.1	-3.8	1.2	-1.8	6.3	5.1
Apparel and piece goods merchant wholesalers.....	424300		7.1	-3.8	1.2	-1.8	6.3	5.1
Primary services.....		424300-P	7.1	-3.8	1.2	-1.8	6.3	5.1
Apparel wholesaler services.....		424300-1	7.1	-3.8	1.2	-1.8	6.3	5.1
Wholesaling of apparel.....		424300-11	10.6	-0.8	-0.9	-1.5	6.4	6.2
Grocery and related product merchant wholesalers.....	4244		8.5	4.4	-1.4	6.7	-1.1	-0.2
Grocery and related product merchant wholesalers.....	42440		8.5	4.4	-1.4	6.7	-1.1	-0.2
Grocery and related product merchant wholesalers.....	424400		8.5	4.4	-1.4	6.7	-1.1	-0.2
Primary services.....		424400-P	8.6	4.4	-1.4	6.8	-1.1	-0.2
Grocery and related product wholesaler services.....		424400-1	8.6	4.4	-1.4	6.8	-1.1	-0.2
Wholesaling of fresh meat, seafood, dairy, and fruits and vegetables.....		424400-11	3.6	6.6	-5.4	2.5	-2.0	-0.8
Wholesaling of packaged frozen and canned foods.....		424400-12	6.7	-1.2	0.6	7.9	1.1	1.8
Wholesaling of baked goods, non-alcoholic beverages, and all other groceries.....		424400-13	4.7	-0.7	0.2	5.0	-1.5	-1.1
Wholesaling of all other goods, except groceries.....		424400-14	43.2	41.2	0.2	22.5	-2.2	-0.9
Farm product raw material merchant wholesalers.....	424500		-	1.3	18.6	-1.7	12.0	1.2
Primary services.....		424500-P	-	1.3	19.8	-1.8	12.6	1.2
Farm product raw material wholesaler services.....		424500-1	-	1.3	19.8	-1.8	12.6	1.2
Wholesaling of grain and field beans.....		424500-11	-	-0.2	31.2	1.4	13.7	-
Wholesaling of all other goods.....		424500-13	-	3.7	3.3	-7.8	10.2	1.2
Chemicals and allied products merchant wholesalers.....	4246		-2.1	2.0	-1.1	-3.4	0.1	1.3
Chemicals and allied products merchant wholesalers.....	42460		-2.1	2.0	-1.1	-3.4	0.1	1.3
Chemicals and allied products merchant wholesalers.....	424600		-2.1	2.0	-1.0	-3.4	0.1	1.3
Primary services.....		424600-P	-2.0	2.2	-1.0	-3.5	0.1	1.3
Wholesaling of chemicals, plastics, and allied products.....		424600-1	-4.1	2.9	-1.8	-4.3	0.5	1.1
Wholesaling of all other goods, except chemicals, plastics, and allied products.....		424600-2	17.2	-0.8	2.3	0.0	-1.7	2.0
Petroleum and petroleum products merchant wholesalers.....	4247		2.4	-3.8	2.5	5.7	-3.2	-2.0
Petroleum and petroleum products merchant wholesalers.....	42470		2.4	-3.8	2.5	5.7	-3.2	-2.0
Petroleum and petroleum products merchant wholesalers.....	424700		2.4	-3.8	2.5	5.7	-3.2	-2.0
Primary services.....		424700-P	2.3	-3.9	2.5	5.7	-3.2	-2.1
Wholesaling of petroleum products.....		424700-1	2.3	-3.8	2.6	6.0	-3.4	-2.1
Wholesaling of all other goods, except petroleum products.....		424700-2	2.1	-6.6	0.1	-5.7	6.5	-0.2
Beer, wine, and distilled alcoholic beverage merchant wholesalers.....	4248		2.3	-0.3	-0.4	0.1	0.0	0.2
Beer, wine, and distilled alcoholic beverage merchant wholesalers.....	42480		2.3	-0.3	-0.4	0.1	0.0	0.2
Beer, wine, and distilled alcoholic beverage merchant wholesalers.....	424800		2.3	-0.3	-0.4	0.1	0.0	0.2
Primary services.....		424800-P	2.3	-0.3	-0.4	0.1	0.0	0.2
Alcoholic beverage wholesaler services.....		424800-1	2.3	-0.3	-0.4	0.1	0.0	0.2
Wholesaling of beer, wine, and distilled alcoholic beverages.....		424800-11	2.3	-0.3	-0.4	0.1	0.0	0.2
Wholesaling of all other goods, except alcoholic beverages.....		424800-12	4.4	0.0	-2.4	-0.3	0.2	0.4
Miscellaneous nondurable goods merchant wholesalers.....	4249		13.0	1.6	2.6	3.1	4.5	1.4
Miscellaneous nondurable goods merchant wholesalers.....	42490		13.0	1.6	2.6	3.1	4.5	1.4
Miscellaneous nondurable goods merchant wholesalers.....	424900		13.0	1.6	2.6	3.1	4.5	1.4
Primary services.....		424900-P	12.8	1.5	2.6	2.9	4.5	1.4
Miscellaneous nondurable good wholesaler services.....		424900-1	12.8	1.5	2.6	2.9	4.5	1.4
Material recyclers.....	429930		-0.4	-3.0	-6.8	-1.5	1.2	0.4
Primary products.....		429930-P	0.1	-3.5	-7.7	-2.1	1.1	0.3
Ferrous metal scrap.....		429930-1	4.3	-5.3	-9.9	-3.0	1.1	0.8

See footnotes at end of table.

Table 12. Producer price index percentage changes for the net output of selected industries and their products, not seasonally adjusted — Continued
 [September 2023]

Title ¹	Industry code	Product code	Unadjusted 12-month percent change ²	Unadjusted 1-month percent change ²				
			Sept. 2022 to Sept. 2023 ^P	Apr. to May	May to June ^P	June to July ^P	July to Aug. ^P	Aug. to Sept. ^P
Material recyclers - Continued								
Carbon steel scrap.....		429930-11	4.7	-5.7	-9.8	-3.5	1.3	0.6
Heavy melting scrap.....		429930-111	—	-9.6	—	—	—	—
Carbon steel scrap bundles.....		429930-112	-1.2	-3.5	-11.5	-4.8	0.1	-11.6
Shredded carbon steel scrap.....		429930-113	0.1	-2.7	-11.4	-4.7	-0.1	0.8
Cut plate and structural scrap.....		429930-114	13.1	-8.8	-7.7	-0.7	4.6	1.1
Other carbon steel scrap.....		429930-115	—	—	—	—	—	—
Stainless and alloy steel scrap.....		429930-12	7.6	2.1	-10.2	3.3	0.5	0.9
Cast iron scrap.....		429930-13	—	-7.8	—	—	—	—
Nonferrous metal scrap.....		429930-2	-9.6	1.3	-2.9	-2.8	0.4	-1.5
Copper base scrap.....		429930-21	7.0	-3.4	0.2	-0.3	-1.1	-0.6
No 1 copper wire, heavy.....		429930-211	7.4	-4.1	0.1	-1.3	-0.9	0.1
No 2 copper wire, mixed.....		429930-212	8.3	-4.2	-0.1	0.2	-0.9	-2.2
Yellow brass scrap.....		429930-213	12.0	-4.9	1.0	1.6	-2.0	-1.3
Used beverage can scrap.....		429930-223	-12.8	-4.9	-4.1	-7.0	1.7	-5.5
Other nonferrous scrap (including lead, zinc and precious metals).....		429930-23	-31.8	7.8	-11.4	-7.1	1.4	-2.2
Recyclable paper.....		429930-3	-26.3	3.9	3.3	-0.4	2.3	7.0
News and other low grade recyclable paper.....		429930-31	—	0.7	0.3	-1.4	-7.7	—
Corrugated recyclable paper.....		429930-33	-15.5	3.4	5.8	2.0	6.0	8.0
High grade recyclable paper (including pulp substitutes and deinking).....		429930-34	—	6.2	-1.7	-6.2	-4.0	—
Recyclable materials, excluding metals and paper.....		429930-4	—	2.8	-0.9	7.2	-0.5	—
Recyclable plastics.....		429930-42	—	6.0	-7.1	0.4	-4.4	—
Other receipts.....		429930-SM1	—	—	—	—	—	—
Motor vehicle and parts dealers.....	441		-12.8	-1.9	-0.2	-1.1	0.0	-0.7
Automobile dealers.....	4411		-17.3	-3.7	0.0	-0.8	0.1	-1.3
New car dealers.....	44111		-17.3	-3.7	0.0	-0.8	0.1	-1.3
New car dealers.....	441110		-18.1	-4.4	0.0	-1.0	0.6	-1.5
Primary services.....		441110-P	-19.5	-5.8	0.1	-1.5	1.7	-1.8
Vehicle sales.....		441110-1	-31.4	-7.6	0.0	-1.8	-0.6	-1.7
New vehicle sales.....		441110-101	-32.0	-8.2	0.5	-0.9	-1.0	-1.9
Used vehicle sales.....		441110-102	-18.2	-4.0	-3.3	-7.1	1.9	0.0
Service labor and parts.....		441110-2	9.6	0.4	0.4	-0.4	8.8	-2.3
Other receipts.....		441110-SM	-11.0	2.1	-0.2	0.9	-3.7	0.0
Recreational vehicle dealers.....	44121		-12.4	4.9	-3.0	1.3	-5.2	0.2
Recreational vehicle dealers.....	441210		-12.4	4.9	-3.0	1.3	-5.2	0.2
Primary services.....		441210-P	-14.0	5.6	-3.0	1.2	-5.7	0.2
Recreational vehicle dealer services.....		441210-1	-14.0	5.6	-3.0	1.2	-5.7	0.2
Boat dealers.....	441222		-14.0	6.1	-3.7	-11.1	-0.2	0.5
Primary services.....		441222-P	-16.3	6.8	-4.0	-12.3	-0.2	0.0
Boat dealer services.....		441222-1	-16.3	6.8	-4.0	-12.3	-0.2	0.0
Other receipts.....		441222-SM3	—	0.0	0.0	—	—	—
Automotive parts, accessories and tire retailers.....	4413		4.0	1.7	0.4	-0.2	0.6	1.2
Automotive parts and accessories retailers.....	44133		3.9	3.2	-0.7	0.1	0.5	1.4
Automotive parts and accessories retailers.....	441330		3.9	3.2	-0.7	0.1	0.5	1.4
Primary services.....		441330-P	3.9	3.2	-0.7	0.1	0.5	1.4
Automotive parts and accessories store services, in-store retailing.....		441330-A	3.9	3.2	-0.7	0.1	0.5	1.4
Tire dealers.....	44134		4.2	-1.2	2.4	-0.6	0.7	0.8
Tire dealers.....	441340		4.2	-1.2	2.4	-0.6	0.7	0.8
Primary services.....		441340-P	4.2	-1.2	2.4	-0.6	0.7	0.8
Tire dealer services, in-store retailing.....		441340-A	4.2	-1.2	2.4	-0.6	0.7	0.8
Building material & garden supply retailers.....	444		2.8	-1.4	0.4	1.9	-0.9	0.8
Building material and supplies dealers.....	4441		2.6	-1.1	0.5	1.8	-1.3	0.9
Building material and supplies dealers.....	44410		2.6	-1.1	0.5	1.8	-1.3	0.9
Building materials and supplies dealers.....	444100		2.6	-1.1	0.5	1.8	-1.3	0.9
Primary services.....		444100-P	2.6	-1.1	0.5	1.8	-1.3	0.9
Building materials and supplies dealer services, in-store retailing.....		444100-A	-3.7	-1.5	0.7	2.5	-1.7	1.2
Retailing of building materials, paint, and hardware.....		444100-A1	-4.8	-0.7	1.0	2.8	-2.2	1.8
Retailing of all other goods.....		444100-A2	0.2	-4.2	-0.4	1.2	-0.2	-1.1
Lawn and garden equip and supplies retailers.....	4442		5.0	-2.9	-0.2	2.0	0.8	0.2

See footnotes at end of table.

Table 12. Producer price index percentage changes for the net output of selected industries and their products, not seasonally adjusted — Continued
 [September 2023]

Title ¹	Industry code	Product code	Unadjusted 12-month percent change ²	Unadjusted 1-month percent change ²				
				Sept. 2022 to Sept. 2023 ^P	Apr. to May	May to June ^P	June to July ^P	July to Aug. ^P
Nursery, garden, and farm supply retailers.....	44424		5.0	-2.9	-0.2	2.0	0.8	0.2
Nursery, garden, and farm supply retailers.....	444240		5.0	-2.9	-0.2	2.0	0.8	0.2
Primary services.....		444240-P	5.0	-2.9	-0.2	2.0	0.8	0.2
Nursery, garden center, and farm supply store services, in-store retailing.....		444240-A	5.0	-2.9	-0.2	2.0	0.8	0.2
Food and beverage retailers.....	445		8.3	-0.2	1.3	-1.4	1.8	0.5
Grocery retailers.....	4451		9.2	0.1	1.3	-1.6	2.2	0.6
Grocery (except convenience) retailers.....	44511		9.2	0.1	1.3	-1.6	2.2	0.6
Supermarkets and other grocery stores.....	445110		9.2	0.1	1.3	-1.6	2.2	0.6
Primary services.....		445110-P	9.2	0.1	1.3	-1.6	2.2	0.6
Supermarket and other grocery store services.....		445110-3	9.2	0.1	1.3	-1.6	2.2	0.6
Retailing of food and beverage products.....		445110-32	9.2	0.3	1.2	-1.5	2.4	0.3
Retailing of fresh meats.....		445110-321	21.2	-0.8	1.8	1.8	7.9	1.3
Retailing of fresh fruits and vegetables.....		445110-322	5.2	4.8	3.1	0.8	1.5	0.1
Retailing of bakery products.....		445110-323	7.9	-0.8	-1.9	2.7	-0.8	1.1
Retailing of dairy products.....		445110-324	2.3	-4.9	-4.1	1.6	-2.9	-3.9
Retailing of deli products.....		445110-325	2.5	1.2	-1.2	1.0	-0.3	-1.5
Retailing of frozen food products.....		445110-326	9.5	-1.1	-1.0	-0.9	0.7	5.5
Retailing of alcoholic beverages.....		445110-327	4.3	-1.5	1.9	-3.9	3.0	-0.2
Retailing of all other food and beverage products.....		445110-328	10.0	1.1	2.6	-4.9	2.9	0.5
Retailing of nonfood products.....		445110-33	8.8	-1.2	2.0	-1.8	1.1	1.7
Retailing of cleaning and paper products.....		445110-331	10.8	-4.5	6.9	-8.7	8.3	0.5
Retailing of health and beauty products.....		445110-332	8.1	-0.1	-2.8	-0.4	0.2	0.6
Retailing of all other nonfood products.....		445110-333	8.6	-1.1	5.2	-0.3	-0.8	3.5
Specialty food retailers.....	4452		7.6	-1.4	1.7	-0.6	-0.6	0.9
Specialty food retailers.....	445200		7.6	-1.4	1.7	-0.6	-0.6	0.9
Primary services.....		445200-P	7.6	-1.4	1.7	-0.6	-0.6	0.9
Specialty food retailer services, in-store retailing.....		445200-A	7.6	-1.4	1.7	-0.6	-0.6	0.9
Beer, wine, and liquor retailers.....	4453		2.3	-1.4	0.7	-0.8	-0.2	-0.1
Beer, wine, and liquor retailers.....	44532		2.3	-1.4	0.7	-0.8	-0.2	-0.1
Beer, wine, and liquor retailers.....	445320		2.3	-1.4	0.7	-0.8	-0.2	-0.1
Primary services.....		445320-P	2.3	-1.4	0.7	-0.8	-0.2	-0.1
Beer, wine, and liquor retailer services, in-store retailing.....		445320-A	2.3	-1.4	0.7	-0.8	-0.2	-0.1
Retailing of beer, wine, and liquor.....		445320-A1	-0.5	-1.1	0.7	-0.9	-1.6	-0.1
Retailing of all other goods and sales of prepared foods.....		445320-A2	20.0	-3.5	0.9	-0.1	7.9	0.0
Furniture, home furnishings, electronics, and appliance retailers.....	449		-	-1.4	2.4	-0.9	-1.0	3.0
Furniture and Home Furnishings Retailers.....	4491		-	-0.7	1.8	-1.3	-0.5	1.5
Furniture retailers.....	44911		2.3	-0.2	1.7	-1.2	-0.8	2.4
Furniture retailers.....	449110		2.3	-0.2	1.7	-1.2	-0.8	2.4
Primary services.....		449110-P	2.2	-0.1	1.6	-1.2	-0.8	2.4
Furniture retailer services, in-store retailing.....		449110-A	2.2	-0.1	1.6	-1.2	-0.8	2.4
Other receipts.....		449110-SM	-	-2.5	2.0	-0.3	-0.5	1.3
Floor covering retailers.....	44912		0.7	-2.2	2.3	-1.7	0.1	-1.0
Floor covering retailers.....	449121		0.7	-2.2	2.3	-1.7	0.1	-1.0
Primary services.....		449121-P	0.7	-2.2	2.3	-1.7	0.1	-1.0
Floor covering retailer services, in-store retailing.....		449121-A	0.7	-2.2	2.3	-1.7	0.1	-1.0
Electronics and appliance retailers.....	4492		1.2	-2.7	3.6	0.0	-1.8	5.9
Electronics and appliance retailers.....	44921		1.1	-2.7	3.6	0.0	-1.8	5.9
Electronics and appliance retailers.....	449210		0.9	-2.7	3.6	0.0	-1.8	5.9
Primary products.....		449210-P	-0.2	-2.7	3.6	0.0	-1.8	5.9
Electronics and appliance retailers services, in-store retailing.....		449210-A	8.9	-3.8	5.5	-0.2	-1.6	6.9
Retailing of entertainment and communication products.....		449210-A1	23.0	-6.6	17.2	3.6	-6.9	16.4
Retailing of computers, hardware, software, and supplies.....		449210-A2	-5.8	2.5	-1.8	-2.1	-0.6	3.8
Retailing of major household appliances.....		449210-A3	8.1	2.1	-1.2	-0.6	0.8	0.5
Retailing of all other goods.....		449210-A4	-4.0	-8.8	1.9	-2.9	5.2	-2.0
Electronic and appliance retailers services, online retailing.....		449210-B	-	-0.4	-0.3	0.3	-2.3	3.9
General merchandise retailers.....	455		-0.8	1.0	-0.9	-1.2	-0.6	0.1
Department stores.....	4551		16.7	3.7	-3.5	-2.2	-1.7	4.2
Department stores.....	45511		16.7	3.7	-3.5	-2.2	-1.7	4.2

See footnotes at end of table.

Table 12. Producer price index percentage changes for the net output of selected industries and their products, not seasonally adjusted — Continued
 [September 2023]

Title ¹	Industry code	Product code	Unadjusted 12-month percent change ²	Unadjusted 1-month percent change ²				
			Sept. 2022 to Sept. 2023 ^P	Apr. to May	May to June ^P	June to July ^P	July to Aug. ^P	Aug. to Sept. ^P
Department stores.....	455110		16.7	3.7	-3.5	-2.2	-1.7	4.2
Primary services.....		455110-P	16.7	3.7	-3.5	-2.2	-1.7	4.2
Department store services, in-store retailing.....		455110-A	13.0	4.0	-3.7	1.0	-1.5	1.7
Department store services, online retailing.....		455110-B	—	3.0	-3.2	-8.5	-2.2	9.4
Other general merchandise retailers.....	4552		-4.9	0.5	-0.5	-1.1	-0.4	-0.6
Other general merchandise retailers.....	45521		-4.9	0.5	-0.5	-1.1	-0.4	-0.6
Warehouse clubs, supercenters, and other general merchandise retailers.....	455210		-4.9	0.5	-0.5	-1.1	-0.4	-0.6
Primary services.....		455210-P	-5.0	0.5	-0.5	-1.1	-0.4	-0.6
Warehouse clubs, supercenters, and other general merch. retailer services, in-store retailing.....		455210-A	-0.2	0.9	-0.9	-2.0	-0.7	-1.1
Warehouse clubs and supercenters.....		455210-A1	-0.5	1.0	-1.0	-2.3	-0.8	-1.3
All other general merchandise stores.....		455210-A2	-0.3	0.1	-0.2	0.4	0.3	0.0
Health and personal care retailers.....	456		-1.6	-0.5	0.6	-0.9	1.4	-1.4
Health and personal care retailers.....	4561		-1.6	-0.5	0.6	-0.9	1.4	-1.4
Pharmacies and drug retailers.....	45611		-2.2	-0.4	0.3	-0.5	1.5	-1.6
Pharmacies and drug retailers.....	456110		-2.2	-0.4	0.3	-0.5	1.5	-1.6
Primary services.....		456110-P	-2.2	-0.4	0.3	-0.5	1.5	-1.6
Pharmacy and drug retailer services, in-store retailing.....		456110-A	-5.5	-0.7	0.4	-0.8	0.4	-2.6
Retailing of prescription drugs.....		456110-A1	-11.4	-1.2	0.5	-1.7	-0.1	-4.8
Retailing of over-the-counter drugs and all other goods.....		456110-A2	11.7	0.8	0.3	1.8	1.9	3.1
Retailing of over-the-counter drugs.....		456110-A21	39.7	1.2	-0.2	0.3	5.3	11.8
Retailing of all other goods.....		456110-A22	3.6	0.7	0.5	2.4	0.7	0.0
Optical goods retailers.....	45613		-5.7	0.3	0.3	-3.9	1.3	0.0
Optical goods retailers.....	456130		-5.6	0.2	0.3	-3.8	1.2	0.0
Primary services.....		456130-P	-6.3	0.3	0.3	-4.4	1.4	0.0
Optical goods retailer services, in-store retailing.....		456130-A	-6.3	0.3	0.3	-4.4	1.4	0.0
Food (health) supplement retailers.....	456191		2.3	-4.2	6.7	-3.8	0.1	0.7
Primary services.....		456191-P	2.3	-4.2	6.7	-3.8	0.1	0.7
Food (health) supplement store services, in-store retailing.....		456191-A	2.3	-4.2	6.7	-3.8	0.1	0.7
Gasoline Stations and Fuel Dealers.....	457		—	9.5	-1.3	-7.3	3.9	-3.0
Gasoline stations.....	4571		-8.4	9.7	0.2	-7.1	4.5	-1.8
Gasoline stations.....	45710		-8.4	9.7	0.2	-7.1	4.5	-1.8
Gasoline stations.....	457100		-8.4	9.7	0.2	-7.1	4.5	-1.8
Primary products.....		457100-P	-7.7	9.9	0.2	-7.2	4.5	-1.9
Gasoline station services.....		457100-1	-7.7	9.9	0.2	-7.2	4.5	-1.9
Retailing of automotive fuels and lubricants.....		457100-11	-13.4	12.9	-1.6	-9.9	6.6	-3.5
Retailing of all other goods, sales of prepared foods, and repair services.....		457100-12	5.1	4.1	4.1	-1.8	0.7	1.3
Fuel dealers.....	4572		-14.3	8.9	-9.6	-8.8	0.1	-11.2
Fuel dealers.....	45721		-14.3	8.9	-9.6	-8.8	0.1	-11.2
Fuel dealers.....	457210		-14.3	8.9	-9.6	-8.8	0.1	-11.2
Primary services.....		457210-P	-14.5	9.0	-9.7	-8.9	0.1	-11.4
Fuel dealer services.....		457210-1	-14.5	9.0	-9.7	-8.9	0.1	-11.4
Clothing and clothing accessories retailers.....	458		0.4	1.0	-4.6	-4.1	6.5	3.1
Clothing retailers.....	4581		-4.0	1.9	-5.6	-4.0	1.2	5.1
Clothing retailers.....	45811		-4.0	1.9	-5.6	-4.0	1.2	5.1
Clothing and clothing accessories retailers.....	458110		-4.0	1.9	-5.6	-4.0	1.2	5.1
Primary services.....		458110-P	-4.0	1.9	-5.6	-4.0	1.2	5.1
Clothing and clothing accessories retailer services, in-store retailing.....		458110-A	-6.8	1.6	-5.7	-2.8	0.5	4.3
Retailing of apparel.....		458110-A1	-4.7	2.7	-5.9	-2.6	1.2	5.5
Retailing of men's apparel.....		458110-A11	5.8	1.8	-1.6	0.4	5.1	4.9
Retailing of women's apparel.....		458110-A12	-10.0	3.8	-7.4	-5.1	-2.5	5.8
Retailing of children's apparel.....		458110-A13	-3.8	-0.9	-7.8	2.8	9.0	5.9
Retailing of all other goods.....		458110-A2	-10.6	-1.4	-5.3	-3.2	-1.3	0.8
Shoe retailers.....	4582		10.0	-1.4	-4.4	-8.6	30.9	0.2
Shoe retailers.....	45821		10.0	-1.4	-4.4	-8.6	30.9	0.2
Shoe retailers.....	458210		10.0	-1.4	-4.4	-8.6	30.9	0.2
Primary services.....		458210-P	10.0	-1.4	-4.4	-8.6	30.9	0.2

See footnotes at end of table.

Table 12. Producer price index percentage changes for the net output of selected industries and their products, not seasonally adjusted — Continued
 [September 2023]

Title ¹	Industry code	Product code	Unadjusted 12-month percent change ²	Unadjusted 1-month percent change ²				
				Sept. 2022 to Sept. 2023 ^P	Apr. to May	May to June ^P	June to July ^P	July to Aug. ^P
Shoe retailers - Continued								
Shoe retailer services, in-store retailing.....		458210-A	10.0	-1.4	-4.4	-8.6	30.9	0.2
Jewelry retailers.....	4583		3.9	0.3	-1.3	0.7	1.0	0.0
Jewelry retailers.....	45831		3.9	0.3	-1.3	0.7	1.0	0.0
Jewelry retailers.....	458310		3.9	0.3	-1.3	0.7	1.0	0.0
Primary services.....		458310-P	3.9	0.3	-1.3	0.7	1.0	0.0
Jewelry retailer services, in-store retailing.....		458310-A	7.2	0.4	0.9	0.8	1.3	0.0
Sporting goods and hobby retailers.....	4591		3.3	4.3	-4.5	5.7	-0.5	-5.2
Sporting goods retailers.....	45911		4.2	5.9	-5.9	8.2	-1.2	-7.0
Sporting goods retailers.....	459110		4.2	5.9	-5.9	8.2	-1.2	-7.0
Primary services.....		459110-P	4.2	6.0	-6.0	8.4	-1.2	-7.1
Sporting goods store services, in-store retailing.....		459110-A	4.0	8.0	-7.9	11.2	-1.5	-9.3
Retailing of sporting goods.....		459110-A1	2.2	4.0	-5.8	3.1	2.0	-4.4
Hobby, toy, and game retailers.....	45912		0.7	0.0	-0.4	-1.0	1.7	0.0
Hobby, toy, and game retailers.....	459120		0.7	0.0	-0.4	-1.0	1.7	0.0
Primary services.....		459120-P	0.7	0.0	-0.4	-1.0	1.7	0.0
Hobby, toy, and game store services, in-store retailing.....		459120-A	0.2	0.0	0.0	0.1	0.0	-0.1
Retailing of hobby and craft goods, toys, and games (including video games)...		459120-A1	0.6	0.0	0.0	0.1	0.0	0.0
Retailing of all other goods.....		459120-A2	-0.2	0.0	0.0	0.0	0.0	-0.3
Book retailers and news dealers.....	4592		-1.1	0.7	-0.1	1.5	-0.9	0.0
Book retailers and news dealers.....	45921		-1.1	0.7	-0.1	1.5	-0.9	0.0
Book retailers and news dealers.....	459210		-1.0	0.7	-0.1	1.5	-0.9	0.0
Primary services.....		459210-P	-1.1	0.7	-0.1	1.5	-0.9	0.0
Book retailer and news dealer services, in-store retailing.....		459210-A	0.5	1.0	-0.2	2.0	-1.2	0.0
Retailing of books.....		459210-A1	1.0	1.1	0.1	2.8	-1.9	0.0
Retailing of all other goods.....		459210-A2	-1.3	0.8	-1.0	0.0	0.6	0.0
Office supplies, stationery, and gift retailers.....	4594		-9.2	-3.1	-3.4	-4.8	-0.4	-0.2
Office supplies, stationery, and gift retailers.....	45940		-9.2	-3.1	-3.4	-4.8	-0.4	-0.2
Office supplies, stationery, and gift retailers.....	459400		-9.2	-3.1	-3.4	-4.8	-0.4	-0.2
Primary services.....		459400-P	-9.2	-3.1	-3.4	-4.8	-0.4	-0.2
Office supplies, stationery, and gift retailer services, in-store retailing.....		459400-A	1.2	0.0	-0.3	-2.1	-0.6	-0.3
Air transportation.....	481		-0.5	-3.4	4.5	0.4	-4.5	-3.3
Scheduled air transportation.....	4811		-0.9	-3.7	5.0	0.4	-4.9	-3.6
Scheduled air transportation.....	48111		-0.9	-3.7	5.0	0.4	-4.9	-3.6
Scheduled passenger air transportation.....	481111		-0.4	-3.8	5.4	0.3	-5.1	-3.8
Primary services.....		481111-P	-0.4	-3.8	5.4	0.3	-5.1	-3.8
Domestic.....		481111-1	0.9	-2.7	2.1	-1.8	-4.5	0.4
Domestic first class, including business.....		481111-101	-2.1	-2.3	-5.0	-3.5	-2.8	4.3
Domestic coach.....		481111-102	1.2	-2.7	2.8	-1.7	-4.6	0.1
International.....		481111-2	-2.7	-6.7	14.2	5.7	-6.7	-13.5
International first class, including business.....		481111-201	18.3	-10.7	9.7	-2.9	-10.5	20.1
International coach.....		481111-202	-4.9	-6.2	14.7	6.6	-6.3	-16.7
Scheduled freight air transportation.....	481112		-9.2	-1.7	-4.4	1.7	1.3	0.1
Primary services.....		481112-P	-19.1	-1.3	-5.0	0.0	1.0	-1.5
Scheduled freight air transportation services.....		481112-1	-19.3	-1.6	-5.0	0.0	1.7	-1.6
Domestic scheduled freight air transportation services.....		481112-101	2.1	-1.7	-1.5	3.8	3.8	-3.3
International scheduled freight air transportation services.....		481112-102	-33.3	-1.6	-7.7	-3.3	-0.2	0.0
Scheduled mail air transportation services.....		481112-2	-13.0	3.7	-5.1	-0.2	-10.2	0.6
Nonscheduled air transportation.....	4812		2.8	-0.2	-0.4	0.6	-0.2	0.0
Nonscheduled air transportation.....	48121		2.8	-0.2	-0.4	0.6	-0.2	0.0
Nonscheduled air passenger chartering.....	481211		5.0	0.1	-0.3	0.5	-0.3	0.0
Primary services.....		481211-P	5.6	0.1	-0.3	0.6	-0.4	0.0
Domestic nonscheduled air passenger services.....		481211-1	5.4	0.1	-0.4	0.7	-0.5	0.0
International nonscheduled air passenger services.....		481211-2	6.5	0.0	0.0	0.0	0.1	0.0
Nonscheduled air freight chartering.....	481212		-2.2	-1.0	-0.5	1.0	0.0	0.0
Primary services.....		481212-P	-2.3	-1.0	-0.5	1.1	0.0	0.0
Domestic nonscheduled air freight services.....		481212-1	0.5	0.0	0.0	0.5	0.0	0.0

See footnotes at end of table.

Table 12. Producer price index percentage changes for the net output of selected industries and their products, not seasonally adjusted — Continued
 [September 2023]

Title ¹	Industry code	Product code	Unadjusted 12-month percent change ²	Unadjusted 1-month percent change ²				
				Sept. 2022 to Sept. 2023 ^P	Apr. to May	May to June ^P	June to July ^P	July to Aug. ^P
Nonscheduled air freight chartering - Continued								
International nonscheduled air freight services.....		481212-2	-4.4	-2.9	-1.6	2.3	0.0	0.0
Rail transportation.....	482		-0.3	-0.9	-0.3	-0.1	0.4	0.6
Rail transportation.....	4821		-0.3	-0.9	-0.3	-0.1	0.4	0.6
Rail transportation.....	48211		-0.3	-0.9	-0.3	-0.1	0.4	0.6
Line-haul railroads.....	482111		-0.3	-0.9	-0.3	-0.1	0.4	0.6
Primary services.....		482111-P	-0.3	-0.9	-0.3	-0.1	0.4	0.6
Freight rail transportation.....		482111-4	-0.3	-0.9	-0.4	-0.1	0.4	0.6
Carload freight rail transportation.....		482111-411	1.7	-0.1	-0.1	0.0	0.0	0.3
Intermodal freight rail transportation.....		482111-412	-7.9	-4.1	-1.5	-0.3	2.3	2.2
Passenger rail transportation.....		482111-5	0.0	0.0	0.0	0.0	0.0	0.0
Coach service class.....		482111-506	0.0	0.0	0.0	0.0	0.0	0.0
All other service classes.....		482111-507	0.0	0.0	0.0	0.0	0.0	0.0
Water transportation.....	483		-4.2	3.9	-2.2	-1.8	1.7	0.4
Deep sea freight transportation.....	483111		-14.2	8.3	-5.2	-4.2	1.7	0.1
Primary services.....		483111-P	-14.2	8.3	-5.2	-4.2	1.7	0.1
Deep sea freight transportation services.....		483111-5	-14.2	8.3	-5.2	-4.2	1.7	0.1
Coastal and Great Lakes freight transport.....	483113		3.2	-1.5	0.2	0.0	2.1	0.5
Primary services.....		483113-P	2.9	-1.6	0.2	0.0	2.2	0.5
Coastal and intercoastal freight transportation.....		483113-1	5.5	-1.7	0.8	0.0	3.2	0.1
Great Lakes - St. Lawrence Seaway freight transportation.....		483113-2	-3.0	-2.6	-0.6	-0.2	1.8	1.9
Coastal and intercoastal towing transportation.....		483113-3	-0.9	-0.7	-1.0	0.0	-0.3	0.7
Inland water transportation.....	4832		12.9	9.6	-0.3	0.0	0.1	1.4
Inland water transportation.....	48321		12.9	9.6	-0.3	0.0	0.1	1.4
Inland water freight transportation.....	483211		12.9	9.6	-0.3	0.0	0.1	1.4
Primary services.....		483211-P	13.2	9.8	-0.3	0.0	0.1	1.5
Inland water freight transportation services.....		483211-3	13.2	9.8	-0.3	0.0	0.1	1.5
Truck transportation.....	484		-8.2	1.7	-0.7	-2.6	-1.1	0.4
General freight trucking.....	4841		-10.1	2.1	-0.9	-3.4	-1.9	0.7
General freight trucking, local.....	48411		-13.6	-3.4	-1.0	0.4	-3.6	2.5
General freight trucking, local.....	484110		-13.6	-3.4	-1.0	0.4	-3.6	2.5
Primary services.....		484110-P	-18.0	-4.9	-1.2	0.8	0.2	0.2
General freight trucking services, local.....		484110-1	-18.0	-4.9	-1.2	0.8	0.2	0.2
General freight trucking, local, truckload.....		484110-15	-25.2	-10.2	-0.2	1.2	0.1	0.0
General freight trucking, local, less than truckload.....		484110-16	1.4	6.7	-2.9	0.0	0.4	0.6
Other receipts.....		484110-SM	-	-1.7	-	-	-	-
General freight trucking, long-distance.....	48412		-9.4	3.6	-0.9	-4.4	-1.4	0.3
General freight trucking, long-distance TL.....	484121		-12.7	4.5	-1.1	-6.0	-3.7	0.1
Primary services.....		484121-P	-19.2	-3.0	-1.2	0.7	-1.4	-0.1
General freight trucking, long-distance, truckload.....		484121-2	-19.2	-3.0	-1.2	0.7	-1.4	-0.1
General freight trucking, long-distance LTL.....	484122		0.0	1.5	-0.4	0.0	4.4	0.9
Primary services.....		484122-P	0.0	1.5	-0.4	0.0	4.4	0.9
General freight trucking, long-distance less than truckload.....		484122-1	0.0	1.5	-0.4	0.0	4.4	0.9
Specialized freight trucking.....	4842		-2.1	0.6	-0.1	-0.1	0.9	-0.6
Used household and office goods moving.....	48421		-2.6	3.1	4.0	-1.2	-1.4	-2.5
Used household and office goods moving.....	484210		-2.6	3.1	4.0	-1.2	-1.4	-2.5
Primary services.....		484210-P	-2.6	3.1	4.0	-1.2	-1.4	-2.5
Used household and office goods moving, except local.....		484210-2	1.3	2.4	6.2	-1.8	-2.1	3.4
Residential moving services, except local.....		484210-21	1.6	2.9	7.2	-2.0	-2.5	3.5
Commercial and other goods moving services, except local.....		484210-22	-2.4	-0.9	-0.6	0.0	0.0	2.4
Used household and office goods moving, local.....		484210-4	-10.7	4.3	0.0	0.0	0.0	-13.7
Residential moving services, local.....		484210-41	-11.7	5.0	0.0	0.0	0.0	-15.6
Commercial and other goods moving services, local.....		484210-42	-3.4	0.6	0.0	0.0	0.0	-2.1
Specialized freight (except used) trucking, local.....	48422		0.1	-0.6	-0.2	0.3	0.7	-0.7
Specialized freight (except used goods) trucking, local.....	484220		0.1	-0.6	-0.2	0.3	0.7	-0.7
Primary services.....		484220-P	1.2	-0.7	-0.2	0.3	0.9	0.3
Specialized freight (except used goods) trucking, local.....		484220-6	1.2	-0.7	-0.2	0.3	0.9	0.3

See footnotes at end of table.

Table 12. Producer price index percentage changes for the net output of selected industries and their products, not seasonally adjusted — Continued
 [September 2023]

Title ¹	Industry code	Product code	Unadjusted 12-month percent change ²	Unadjusted 1-month percent change ²				
				Sept. 2022 to Sept. 2023 ^P	Apr. to May	May to June ^P	June to July ^P	July to Aug. ^P
Specialized freight (except used goods) trucking, local - Continued								
Local hazardous materials trucking (except waste).....		484220-601	-4.6	0.0	-1.0	-0.5	3.5	1.8
Local agricultural products trucking without storage.....		484220-602	-1.0	-5.3	0.0	0.1	2.4	0.0
Dump trucking.....		484220-603	4.0	0.0	0.0	0.5	0.0	0.0
Local specialized trucking without storage.....		484220-604	1.3	0.0	-0.2	0.8	0.0	0.0
Specialized freight (except used) trucking, long-distance.....	48423		-4.0	0.9	-1.7	-0.1	2.1	0.3
Specialized freight (except used goods) trucking, long-distance.....	484230		-4.0	0.9	-1.7	-0.1	2.1	0.3
Primary services.....		484230-P	-4.3	1.1	-1.9	-0.1	2.4	0.3
Specialized freight (except used goods) trucking, long-distance.....		484230-6	-4.3	1.1	-1.9	-0.1	2.4	0.3
Agricultural products trucking, long-distance.....		484230-602	4.7	0.5	-1.7	-1.1	10.0	1.1
All other specialized trucking, long-distance.....		484230-603	-5.6	1.2	-1.9	0.1	1.3	0.2
Pipeline Transportation.....	486		2.8	0.2	-1.2	3.8	0.1	-0.2
Pipeline transportation of crude oil.....	4861		5.7	0.0	0.0	8.4	0.4	0.0
Pipeline transportation of crude oil.....	48611		5.7	0.0	0.0	8.4	0.4	0.0
Pipeline transportation of crude oil.....	486110		5.7	0.0	0.0	8.4	0.4	0.0
Primary services.....		486110-P	5.3	0.0	0.0	8.1	0.4	0.0
Pipeline transportation of crude oil.....		486110-3	5.3	0.0	0.0	8.1	0.4	0.0
Trans-Alaskan Pipeline System transportation.....		486110-311	7.5	0.0	0.0	9.5	0.0	0.0
Pipeline transportation of crude petroleum, except on the Trans-Alaskan Pipeline System.....		486110-312	5.1	0.0	0.0	8.1	0.5	0.0
Pipeline transportation of natural gas.....	4862		-2.5	0.4	-2.1	0.0	0.0	-0.3
Pipeline transportation of natural gas.....	48621		-2.5	0.4	-2.1	0.0	0.0	-0.3
Pipeline transportation of natural gas.....	486210		-2.5	0.4	-2.1	0.0	0.0	-0.3
Primary services.....		486210-P	-2.5	0.4	-2.1	0.0	0.0	-0.3
Pipeline transportation of natural gas services.....		486210-1	-2.5	0.4	-2.1	0.0	0.0	-0.3
Other pipeline transportation.....	4869		11.4	0.0	0.3	10.1	0.0	0.1
Pipeline transportation of refined petroleum products.....	48691		11.4	0.0	0.3	10.1	0.0	0.1
Refined petroleum product pipeline transport.....	486910		11.4	0.0	0.3	10.1	0.0	0.1
Primary services.....		486910-P	11.4	0.0	0.3	10.1	0.0	0.1
Pipeline transportation of refined petroleum products.....		486910-1	11.4	0.0	0.3	10.1	0.0	0.1
Transportation support activities.....	488		-7.7	0.0	1.1	0.2	-4.4	1.9
Air transportation support activities.....	4881		7.9	0.3	1.3	2.3	-0.4	0.3
Airport operations.....	48811		9.4	0.6	2.1	3.5	-1.3	0.5
Other airport operations.....	488119		9.4	0.6	2.1	3.5	-1.3	0.5
Primary services.....		488119-P	9.4	0.6	2.1	3.5	-1.3	0.5
Aeronautical services.....		488119-5	8.1	0.0	0.1	1.7	1.7	0.1
Landing fees.....		488119-501	6.0	0.0	0.0	-1.4	0.4	0.0
Terminal rental.....		488119-502	10.7	0.1	0.0	1.5	3.3	0.1
Other aeronautical services.....		488119-503	6.4	0.0	0.3	6.8	0.0	0.0
Non-aeronautical services.....		488119-6	9.4	1.2	4.3	5.4	-4.3	1.0
Airport parking.....		488119-601	10.9	0.0	0.4	1.0	0.0	0.0
Lease space for rental cars.....		488119-602	4.2	3.1	14.3	15.0	-13.0	0.7
Lease space for concessions.....		488119-603	20.6	3.6	6.5	9.1	-5.4	5.5
Other non-aeronautical services.....		488119-604	5.7	0.0	0.3	0.0	0.0	0.0
Other air transportation support activities.....	48819		5.5	-0.1	0.0	0.4	1.0	0.0
Other support activities for air transport.....	488190		5.5	-0.1	0.0	0.4	1.0	0.0
Primary services.....		488190-P	5.5	-0.1	0.0	0.4	0.8	0.0
Other air transportation support activities.....		488190-5	5.5	-0.1	0.0	0.4	0.8	0.0
Water transportation support activities.....	4883		3.5	1.0	-0.2	0.2	0.4	0.2
Port and harbor operations.....	48831		5.6	0.8	-0.9	0.6	1.1	0.0
Port and harbor operations.....	488310		5.6	0.8	-0.9	0.6	1.1	0.0
Primary services.....		488310-P	5.9	0.9	-1.0	0.6	1.2	0.0
Port and harbor services.....		488310-1	5.9	0.9	-1.0	0.6	1.2	0.0
Marine cargo handling.....	48832		-0.8	0.1	0.0	0.0	0.2	0.0
Marine cargo handling.....	488320		-0.8	0.1	0.0	0.0	0.2	0.0
Primary services.....		488320-P	-0.8	0.1	0.0	0.0	0.2	0.0
Movement of containers.....		488320-8	-1.1	0.0	0.0	0.0	0.2	0.0

See footnotes at end of table.

Table 12. Producer price index percentage changes for the net output of selected industries and their products, not seasonally adjusted — Continued
 [September 2023]

Title ¹	Industry code	Product code	Unadjusted 12-month percent change ²	Unadjusted 1-month percent change ²					
				Sept. 2022 to Sept. 2023 ^P	Apr. to May	May to June ^P	June to July ^P	July to Aug. ^P	Aug. to Sept. ^P
Marine cargo handling - Continued									
Other marine cargo handling.....		488320-9	1.1	0.6	0.1	-0.1	0.4	0.0	
Navigational services to shipping.....	48833		10.9	2.8	0.1	0.1	0.1	0.6	
Navigational services to shipping.....	488330		10.9	2.8	0.1	0.1	0.1	0.6	
Primary services.....		488330-P	11.6	3.1	0.1	0.1	0.1	0.6	
Navigational services to shipping and salvage.....		488330-1	11.6	3.1	0.1	0.1	0.1	0.6	
Freight transportation arrangement.....	4885		-20.4	-0.4	1.4	-1.4	-9.0	3.8	
Freight transportation arrangement.....	48851		-20.4	-0.4	1.4	-1.4	-9.0	3.8	
Freight transportation arrangement.....	488510		-20.4	-0.4	1.4	-1.4	-9.0	3.8	
Primary services.....		488510-P	-21.5	-0.5	1.5	-1.5	-9.7	3.8	
Freight forwarding.....		488510-1	-1.2	0.0	0.0	0.0	0.0	0.1	
Arrangement of freight and cargo n.e.c.....		488510-2	-34.7	-0.9	2.8	-2.8	-18.1	7.8	
U.S. Postal Service.....	491		9.0	0.0	0.0	3.8	0.0	0.0	
U.S. Postal Service.....	4911		9.0	0.0	0.0	3.8	0.0	0.0	
U.S. Postal Service.....	49111		9.0	0.0	0.0	3.8	0.0	0.0	
U.S. Postal Service.....	491110		9.0	0.0	0.0	3.8	0.0	0.0	
Primary services.....		491110-P	9.0	0.0	0.0	3.8	0.0	0.0	
Mailing services (market dominant services).....		491110-7	10.6	0.0	0.0	5.8	0.0	0.0	
First class mail.....		491110-71	9.6	0.0	0.0	5.1	0.0	0.0	
Retail letters.....		491110-711	9.8	0.0	0.0	4.7	0.0	0.0	
Commercial letters.....		491110-712	9.4	0.0	0.0	5.8	0.0	0.0	
Retail and commercial flats.....		491110-713	10.9	0.0	0.0	5.9	0.0	0.0	
Other first class mail and fees.....		491110-714	9.1	0.0	0.0	2.3	0.0	0.0	
Periodicals mail.....		491110-72	12.0	0.0	0.0	8.1	0.0	0.0	
Outside county.....		491110-721	12.0	0.0	0.0	8.2	0.0	0.0	
Other periodicals mail and fees.....		491110-722	11.8	0.0	0.0	6.1	0.0	0.0	
Standard class mail.....		491110-73	12.2	0.0	0.0	6.6	0.0	0.0	
High density and saturation flats and parcels.....		491110-731	8.3	0.0	0.0	3.0	0.0	0.0	
Carrier route basic mail.....		491110-732	16.8	0.0	0.0	7.8	0.0	0.0	
Bulk letters.....		491110-733	9.3	0.0	0.0	6.0	0.0	0.0	
Bulk flats.....		491110-734	14.2	0.0	0.0	7.5	0.0	0.0	
Other standard mail and fees.....		491110-735	25.8	0.0	0.0	11.3	0.0	0.0	
Package services mail.....		491110-74	9.2	0.0	0.0	5.3	0.0	0.0	
Special services and fees.....		491110-75	10.7	0.0	0.0	6.1	0.0	0.0	
Shipping services (competitive services).....		491110-8	6.2	0.0	0.0	-0.7	0.0	0.0	
Domestic priority mail.....		491110-81	5.5	0.0	0.0	0.0	0.0	0.0	
Other shipping services and shipping special services & fees.....		491110-82	6.2	0.0	0.0	-1.2	0.0	0.0	
Couriers and messengers.....	492		6.1	-0.7	-0.2	0.2	1.2	0.4	
Couriers and express delivery services.....	4921		6.3	-0.7	-0.2	0.2	1.2	0.4	
Couriers and express delivery services.....	49211		6.3	-0.7	-0.2	0.2	1.2	0.4	
Couriers and express delivery services.....	492110		6.3	-0.7	-0.2	0.2	1.2	0.4	
Primary services.....		492110-P	6.3	-0.7	-0.2	0.2	1.2	0.4	
Standard courier services.....		492110-1	6.9	-0.1	-0.3	0.0	0.4	0.2	
Expedited courier services.....		492110-2	5.0	-1.9	-0.2	0.5	2.7	0.7	
Domestic expedited courier services.....		492110-201	5.5	-1.9	-0.2	0.5	2.7	0.7	
International expedited courier services.....		492110-202	4.1	-1.9	-0.2	0.5	2.6	0.7	
Local messengers and local delivery.....	4922		2.7	0.0	0.0	0.0	0.0	0.0	
Local messengers and local delivery.....	49221		2.7	0.0	0.0	0.0	0.0	0.0	
Local messengers and local delivery.....	492210		2.7	0.0	0.0	0.0	0.0	0.0	
Primary services.....		492210-P	2.7	0.0	0.0	0.0	0.0	0.0	
Local messengers and local delivery services.....		492210-1	2.7	0.0	0.0	0.0	0.0	0.0	
Warehousing and storage.....	493		6.6	-2.9	-1.7	1.9	-0.9	2.2	
Warehousing and storage.....	4931		6.6	-2.9	-1.7	1.9	-0.9	2.2	
General warehousing and storage.....	49311		7.0	-4.0	-1.8	1.3	-0.7	2.3	
General warehousing and storage.....	493110		7.0	-4.0	-1.8	1.3	-0.7	2.3	
Primary services.....		493110-P	7.0	-4.0	-1.8	1.3	-0.7	2.3	
General warehousing and storage services.....		493110-1	7.0	-4.0	-1.8	1.3	-0.7	2.3	
Refrigerated warehousing and storage.....	49312		5.0	2.1	-1.4	5.0	-2.0	2.0	

See footnotes at end of table.

Table 12. Producer price index percentage changes for the net output of selected industries and their products, not seasonally adjusted — Continued
 [September 2023]

Title ¹	Industry code	Product code	Unadjusted 12-month percent change ²	Unadjusted 1-month percent change ²				
				Sept. 2022 to Sept. 2023 ^P	Apr. to May	May to June ^P	June to July ^P	July to Aug. ^P
Refrigerated warehousing and storage.....	493120		5.0	2.1	-1.4	5.0	-2.0	2.0
Primary services.....		493120-P	5.0	2.1	-1.4	5.0	-2.0	2.0
Warehousing and storage of refrigerated goods.....		493120-2	5.0	2.1	-1.4	5.0	-2.0	2.0
Farm product warehousing and storage.....	49313		4.4	-0.2	0.8	3.4	0.0	0.4
Farm product warehousing and storage.....	493130		4.4	-0.2	0.8	3.4	0.0	0.4
Primary services.....		493130-P	4.8	-0.2	0.8	3.5	0.0	0.5
Farm product warehousing and storage services.....		493130-1	4.8	-0.2	0.8	3.5	0.0	0.5
Publishing industries.....	513		-	1.0	0.4	0.2	0.2	0.0
Newspaper, book, and directory publishers.....	5131		-	0.1	0.4	0.4	-0.8	0.1
Newspaper publishers.....	51311		-	-0.2	-0.2	0.0	-0.3	-0.2
Newspaper publishers.....	513110		-	-0.2	-0.2	0.0	-0.3	-0.2
Primary services.....		513110-P	-	-0.2	-0.2	0.0	-0.3	-0.2
Newspaper publishing.....		513110-1	-	-0.2	-0.2	0.0	-0.3	-0.2
Newspaper publishing from print publishers.....		513110-11	0.5	-0.2	-0.2	0.0	-0.3	-0.2
Newspaper advertising sales.....		513110-111	-1.6	-0.8	-0.6	0.0	-0.9	-0.8
Newspaper advertising sales, print only.....		513110-1111	-1.9	-1.0	-0.7	0.0	-1.1	-1.0
Newspaper advertising sales, digital only and print and digital bundled.....		513110-1112	0.0	0.0	0.0	0.0	0.0	0.0
Newspaper subscription and single copy sales.....		513110-112	0.8	0.0	0.0	0.0	0.0	0.0
Newspaper subscriptions, print only.....		513110-1121	0.6	0.0	0.0	0.0	0.0	0.0
Newspaper subscriptions, online only and print and online bundled.....		513110-1122	2.6	0.4	0.2	0.3	0.2	0.3
Periodical publishers.....	51312		-	0.3	1.0	1.4	-1.6	0.0
Periodical publishers.....	513120		-	0.3	1.0	1.4	-1.6	0.0
Primary services.....		513120-P	-	0.2	0.0	0.0	0.0	0.0
Periodical publishing.....		513120-1	-	0.2	0.0	0.0	0.0	0.0
Periodical publishing from print publishers.....		513120-11	0.4	0.2	0.0	0.0	0.0	0.0
Periodicals, advertising sales.....		513120-111	5.5	0.3	0.0	0.0	0.0	0.0
Periodicals, subscriptions and single copy sales.....		513120-112	-7.3	0.0	0.0	0.0	0.0	0.0
Specialized business and professional periodicals, subscriptions and single copy sales.....		513120-1121	1.2	0.0	0.0	0.0	0.0	0.0
General and consumer periodicals, subscriptions and single copy sales.....		513120-1122	-10.3	0.0	0.0	0.0	0.0	0.0
Book publishers.....	51313		-	0.5	0.3	-0.2	-0.7	0.2
Book publishers.....	513130		-	0.5	0.3	-0.2	-0.7	0.2
Primary services.....		513130-P	-	0.5	0.3	-0.2	-0.8	0.2
Book publishing from print publishers.....		513130-1	6.5	0.5	0.3	-0.2	-0.8	0.2
Print book publishing.....		513130-101	6.2	0.5	0.3	-0.2	-0.8	0.2
General adult and juvenile book publishing.....		513130-1011	4.3	1.6	1.4	0.5	-2.0	0.4
General adult book publishing.....		513130-10111	5.1	2.2	2.2	0.4	-0.2	0.2
Juvenile book publishing.....		513130-10112	2.6	1.0	0.6	0.7	-3.9	0.6
Textbook publishing, including teachers' editions and workbooks.....		513130-1012	4.8	-0.7	0.0	-1.4	-1.1	1.0
College textbook publishing.....		513130-10121	2.8	-2.5	-0.1	-5.1	-4.2	4.0
Elementary and high school textbook publishing.....		513130-10122	5.6	0.0	0.0	0.0	0.0	0.0
Technical, scientific, and professional book publishing.....		513130-1013	10.0	0.0	0.0	0.0	0.0	0.0
General reference book publishing.....		513130-1014	-2.4	1.5	-0.9	0.0	0.7	-1.6
Religious book publishing.....		513130-1015	6.6	0.9	-0.9	-0.9	0.4	0.0
Directory and mailing list publishers.....	51314		-	-0.4	0.6	1.0	-0.5	0.4
Directory and mailing list publishers.....	513140		-	-0.4	0.6	1.0	-0.5	0.4
Primary services.....		513140-P	-	-0.4	0.6	1.1	-0.5	0.5
Directory and mailing list publishing.....		513140-1	-	-0.4	0.6	1.1	-0.5	0.5
Directory and mailing list publishing from print publishers.....		513140-11	6.5	-3.3	2.7	0.7	-2.5	1.6
Directory and mailing list publishing from print - ad sales incl. phone directory listings.....		513140-111	5.4	0.0	0.0	0.0	0.0	0.0
Directory and mailing list publishing from print - subscription, content, and licensing sales.....		513140-112	6.5	-5.4	4.6	1.2	-4.1	2.6
Directory and mailing list publishing from Internet publishers.....		513140-12	-	0.4	0.0	1.2	0.1	0.1
Other publishers.....	51319		-	0.1	0.6	0.1	-0.4	0.2
Greeting card publishers.....	513191		-	0.1	0.0	0.1	-0.1	0.0
Primary services.....		513191-P	-	0.1	0.0	0.1	-0.1	0.0
Greeting card publishing.....		513191-1	-	0.1	0.0	0.1	-0.1	0.0
Greeting card publishing from print publishers.....		513191-101	-0.1	0.1	0.0	0.1	-0.1	0.0
All other publishers.....	513199		-	0.2	2.2	-0.1	-1.0	0.7
Primary services.....		513199-P	-	0.2	2.6	-0.1	-1.2	0.8

See footnotes at end of table.

Table 12. Producer price index percentage changes for the net output of selected industries and their products, not seasonally adjusted — Continued
 [September 2023]

Title ¹	Industry code	Product code	Unadjusted 12-month percent change ²	Unadjusted 1-month percent change ²				
				Sept. 2022 to Sept. 2023 ^P	Apr. to May	May to June ^P	June to July ^P	July to Aug. ^P
All other publishers - Continued								
All other publishing including yearbooks, art prints, patterns, and trading cards. . .		513199-1	-	0.2	2.6	-0.1	-1.2	0.8
All other publishing including yearbooks, art prints, patterns, and trading cards, from print.		513199-11	6.2	0.2	2.6	-0.1	-1.2	0.8
Other receipts.		513199-SM	-	0.0	-	-	-	-
Software publishers.	5132		3.7	1.7	0.4	0.1	0.9	0.0
Software publishers.	51321		3.7	1.7	0.4	0.1	0.9	0.0
Software publishers.	513210		3.7	1.7	0.4	0.1	0.9	0.0
Primary services.		513210-P	2.3	0.6	0.4	0.1	0.8	0.1
Software publishing, except games.		513210-5	2.7	1.0	0.4	0.1	1.0	-0.2
System & application software publishing, excluding maintenance, tech support & games.		513210-505	2.2	1.0	0.4	-0.4	0.9	-0.2
System software publishing.		513210-50501	5.3	0.1	0.9	1.1	1.4	-1.9
Application software publishing.		513210-50502	-0.4	2.2	-0.2	-2.2	0.4	1.9
Desktop and portable device application software publishing.		513210-505021	0.2	3.1	0.7	-1.7	-0.7	4.5
Other application software publishing.		513210-505022	-0.7	1.6	-0.7	-2.5	1.1	0.1
Software maintenance, technical support, and other services related to software publishing.		513210-506	8.5	1.1	0.1	4.8	1.3	0.2
Game software publishing.		513210-7	-1.2	-5.1	0.7	-0.2	-1.3	3.9
Other receipts.		513210-SM	-	15.2	0.0	0.0	2.2	-
Broadcasting, except Internet.	516		-14.4	1.8	-2.6	-2.7	-5.5	-0.6
Radio and television broadcasting.	5161		-8.9	-0.5	-0.8	-3.2	0.1	0.3
Radio broadcasting.	51611		-6.0	4.3	-2.5	-3.9	2.3	0.9
Radio broadcasting stations.	516110		-6.0	4.3	-2.5	-3.9	2.3	0.9
Primary services.		516110-P	-6.2	4.4	-2.5	-4.0	2.3	0.9
Radio station services.		516110-1	-7.0	4.4	-2.5	-4.0	2.3	0.9
Radio station advertising sales.		516110-101	-8.2	5.3	-3.0	-4.8	2.8	1.1
Radio station advertising sales, local.		516110-10101	-6.4	5.2	-3.9	-4.2	3.7	-1.5
Radio station advertising sales, national and regional.		516110-10102	-12.9	5.4	-0.6	-6.3	0.5	7.9
Other radio station services.		516110-102	0.0	0.0	0.0	0.0	0.0	0.0
Other receipts.		516110-SM	0.2	0.0	0.0	0.0	0.0	-0.1
Television broadcasting.	51612		-10.6	-1.9	-0.2	-3.0	-0.5	0.1
Television broadcasting stations.	516120		-10.6	-1.9	-0.2	-3.0	-0.5	0.1
Primary services.		516120-P	-14.0	-1.8	-0.2	-2.8	-0.5	0.1
Television station advertising sales.		516120-3	-21.1	-3.1	-0.3	-4.7	-0.9	0.1
Other television station broadcasting services.		516120-4	0.0	0.0	0.0	0.0	0.0	0.0
Other receipts.		516120-SM	24.6	0.0	-0.5	-0.6	0.0	0.0
Cable and other subscription programming.	5162		-16.7	2.7	-3.3	-2.5	-8.0	-1.1
Cable and other subscription programming.	51621		-16.7	2.7	-3.3	-2.5	-8.0	-1.1
Media streaming dist svcs, social networks, and other media networks and content providers.	516210		-16.7	2.7	-3.3	-2.5	-8.0	-1.1
Primary services.		516210-P	-16.9	3.1	-3.7	-2.5	-8.1	-1.2
Cable networks.		516210-1	-26.9	2.1	-5.0	-1.4	-14.5	-2.6
Cable network advertising services.		516210-11	-22.0	2.2	-5.7	-1.6	-16.6	-3.1
Cable network programming services.		516210-12	5.0	1.5	0.0	0.0	0.0	0.0
Radio network and national syndication services.		516210-3	-1.8	15.9	-3.6	-13.4	11.9	3.1
Telecommunications.	517		2.1	-0.1	0.1	0.0	0.3	-0.8
Wired and wireless telecommunications carriers.	5173		2.1	-0.1	0.1	0.0	0.3	-0.8
Wired and wireless telecommunications carriers.	51731		2.1	-0.1	0.1	0.0	0.3	-0.8
Wired telecommunications carriers.	517311		3.1	-0.6	0.2	-0.1	0.5	-1.3
Primary products.		517311-P	3.1	-0.6	0.2	-0.1	0.5	-1.3
Local telephone service, except private lines.		517311-1	2.4	0.4	-0.1	0.0	0.2	0.0
Residence local telephone service.		517311-111	3.4	0.7	0.0	0.0	0.5	0.1
Business and other local telephone service.		517311-112	0.4	-0.3	-0.4	0.0	-0.4	-0.3
Public switched toll service.		517311-2	4.5	0.9	-0.8	1.3	-0.4	0.3
Residence switched toll service.		517311-21	7.4	2.7	0.3	-0.3	0.4	1.1
Business switched toll and other toll service.		517311-22	2.5	-0.8	-1.9	2.9	-1.2	-0.4
Private line telephone service.		517311-3	6.8	0.7	0.0	0.6	3.1	0.0
All-distance telephone service.		517311-4	3.6	-0.5	1.0	1.6	0.2	0.1
Residential all-distance telephone service.		517311-401	7.7	0.7	3.5	1.4	0.2	0.3
Business all-distance telephone service.		517311-402	0.0	-1.6	-1.3	1.9	0.1	-0.2

See footnotes at end of table.

Table 12. Producer price index percentage changes for the net output of selected industries and their products, not seasonally adjusted — Continued
 [September 2023]

Title ¹	Industry code	Product code	Unadjusted 12-month percent change ²	Unadjusted 1-month percent change ²				
				Sept. 2022 to Sept. 2023 ^P	Apr. to May	May to June ^P	June to July ^P	July to Aug. ^P
Wired telecommunications carriers - Continued								
Video programming distribution.....		517311-5	8.5	0.0	1.0	-0.2	0.2	0.0
Video programming subscriber services.....		517311-501	10.0	0.0	1.0	-0.2	0.2	0.0
Advertising services.....		517311-502	-10.2	0.0	0.0	0.0	0.0	0.0
Internet access services.....		517311-6	0.3	-0.8	0.6	-0.2	-0.6	-0.2
Residential Internet access services.....		517311-601	1.6	-0.2	0.6	-0.2	0.1	0.0
Business Internet access services.....		517311-602	-1.2	-2.2	0.8	-0.2	-2.2	-0.7
Bundled access services.....		517311-7	1.3	-1.5	0.0	-0.3	1.0	-3.1
Other wired telecommunications services.....		517311-9	0.0	0.0	0.0	0.0	0.0	0.0
Wireless telecommunications carriers.....	517312		0.4	0.8	0.0	0.0	0.0	0.0
Primary services.....		517312-P	0.4	0.8	0.0	0.0	0.0	0.0
Wireless telecommunications services.....		517312-1	0.4	0.8	0.0	0.0	0.0	0.0
Data processing and related services.....	5182		1.5	0.1	0.2	0.2	0.1	-0.2
Data processing and related services.....	51821		1.5	0.1	0.2	0.2	0.1	-0.2
Data processing, hosting and related services.....	518210		1.5	0.1	0.2	0.2	0.1	-0.2
Primary services.....		518210-P	1.9	0.1	0.2	0.3	0.1	-0.2
Business process management services.....		518210-1	0.3	0.0	0.0	0.0	0.0	0.1
Data management, information transformation, and related services.....		518210-4	0.1	0.0	0.0	0.1	0.0	0.0
Hosting, ASP, and other IT infrastructure provisioning services.....		518210-5	3.2	0.2	0.4	0.5	0.2	-0.4
Other receipts.....		518210-SM	0.0	0.0	0.0	0.0	0.0	0.0
Depository credit intermediation.....	5221		19.8	-0.5	1.2	-1.5	2.0	2.2
Commercial banking.....	52211		20.6	-0.6	1.2	-1.5	2.1	2.2
Commercial banking.....	522110		20.6	-0.6	1.2	-1.5	2.1	2.2
Primary services.....		522110-P	20.6	-0.6	1.2	-1.5	2.1	2.2
Loan services.....		522110-1	16.4	-1.0	-0.4	-2.0	3.9	-2.3
Residential real estate loans, except home equity.....		522110-101	-12.7	-2.9	-3.7	-0.8	1.2	4.5
Nonresidential real estate loans.....		522110-102	28.4	-2.0	0.7	-2.3	3.6	-4.4
Home equity loans.....		522110-103	21.1	0.8	-0.4	-1.6	8.1	-0.2
Commercial, industrial, and agricultural loans, except real estate.....		522110-105	29.9	1.3	-0.8	-1.5	4.2	-2.0
New and used auto and truck loans.....		522110-106	-21.4	-2.8	-5.9	-5.7	10.6	-9.2
Credit cards, overdraft credit, and related plans.....		522110-107	10.9	-1.4	1.9	-1.6	2.3	-3.8
Other loan services.....		522110-108	-1.0	-3.1	0.9	-3.7	2.2	-1.7
Deposit services.....		522110-2	35.5	0.1	5.8	-0.5	-2.4	14.5
Demand deposits.....		522110-201	49.4	1.2	8.2	0.6	0.4	13.2
Time and other deposits.....		522110-202	24.0	-0.9	3.7	-1.6	-5.0	15.9
Trust services.....		522110-3	5.7	2.6	0.0	0.0	5.1	0.0
Other banking services.....		522110-4	0.0	0.0	0.0	0.0	0.0	0.0
Savings institutions.....	52218		7.5	1.5	1.2	-0.7	0.2	2.2
Savings institutions and other depository credit intermediation.....	522180		7.5	1.5	1.2	-0.7	0.2	2.2
Primary services.....		522180-P	7.5	1.5	1.2	-0.7	0.2	2.2
Loan services.....		522180-1	15.3	2.0	1.3	0.3	0.7	2.0
Residential real estate loans, except home equity.....		522180-101	4.2	2.3	-1.0	3.3	-1.8	2.7
Nonresidential real estate loans.....		522180-102	14.4	1.9	2.9	-1.4	2.2	0.8
Home equity loans.....		522180-103	17.7	0.0	0.4	1.1	-1.1	0.4
Commercial, industrial, and agricultural loans, except real estate.....		522180-105	45.0	5.4	0.1	0.1	0.9	1.2
New and used auto and truck loans.....		522180-106	30.5	4.3	2.1	-0.2	3.5	4.4
Credit cards, overdraft credit, and related plans.....		522180-109	29.1	2.3	3.6	-1.1	3.9	3.3
Other loan services.....		522180-111	8.4	-4.7	1.2	1.5	-3.4	3.6
Deposit services.....		522180-2	-9.0	0.4	1.0	-3.4	-0.8	2.8
Demand deposits.....		522180-201	36.9	1.1	4.0	-0.1	-1.1	3.6
Time and other deposits.....		522180-202	-18.7	0.2	0.0	-4.4	-0.7	2.6
Trusts and other banking services.....		522180-3	14.6	0.0	0.0	0.0	0.0	0.0
Security, commodity contracts and like activity.....	523		19.0	0.4	-0.2	3.9	1.8	0.0
Securities and commodity contracts intermediation and brokerage.....	5231		37.3	3.9	-0.3	0.6	2.4	0.8
Investment banking and securities intermediation.....	52315		-	3.9	-0.3	0.6	2.4	0.8
Investment banking and securities intermediation.....	523150		-	3.9	-0.3	0.6	2.4	0.8
Primary services.....		523150-P	-	3.9	-0.3	0.6	2.4	0.8
Securities brokerage.....		523150-1	36.2	3.2	-0.7	1.4	1.8	0.0
Brokerage services.....		523150-101	2.1	4.2	-2.3	0.7	0.0	0.0
Brokerage services, equities and ETFs.....		523150-1011	3.2	11.4	-5.6	1.7	0.1	0.0
Brokerage services, all other securities.....		523150-1012	0.0	-0.2	-0.1	0.0	0.0	0.0

See footnotes at end of table.

Table 12. Producer price index percentage changes for the net output of selected industries and their products, not seasonally adjusted — Continued
 [September 2023]

Title ¹	Industry code	Product code	Unadjusted 12-month percent change ²	Unadjusted 1-month percent change ²				
				Sept. 2022 to Sept. 2023 ^P	Apr. to May	May to June ^P	June to July ^P	July to Aug. ^P
Investment banking and securities intermediation - Continued								
Other securities related services including margin lending and mutual fund sales.....		523150-102	53.0	2.7	0.1	1.7	2.5	0.0
Investment banking and securities dealing.....		523150-2	38.5	4.4	-0.1	0.1	2.8	1.3
Dealer transactions.....		523150-201	1.7	4.4	-0.3	-0.1	-1.4	1.4
Dealer transactions, equity securities.....		523150-2011	8.4	15.5	0.0	1.2	1.5	2.6
Dealer transactions, debt securities and all other trading.....		523150-2012	-7.4	-6.9	-0.7	-1.7	-5.0	-0.4
Investment banking services.....		523150-202	7.1	1.4	-0.4	-0.1	1.9	3.9
Other securities dealing services.....		523150-203	143.6	6.2	0.2	0.3	5.7	-0.1
Portfolio management and investment advice.....	52394		-	-2.5	0.0	6.9	1.4	-0.7
Portfolio management and investment advice.....	523940		-	-2.5	0.0	6.9	1.4	-0.7
Primary services.....		523940-P	-	-2.5	0.0	6.9	1.4	-0.7
Portfolio management.....		523940-1	7.3	-3.0	-0.4	7.2	1.9	-0.5
Mutual fund and exchange traded fund management.....		523940-11	-7.6	-8.7	-0.3	3.8	5.1	-0.7
Management of equity funds.....		523940-1101	-12.0	-13.6	-0.4	6.1	8.1	-1.1
Management of bond funds.....		523940-1102	-3.7	0.4	-0.7	-0.1	0.1	-0.3
Management of other funds.....		523940-1103	5.0	0.2	0.1	0.4	0.1	0.1
Private portfolio management.....		523940-12	17.5	0.3	-0.4	9.0	0.3	-0.3
Management of equity private portfolios.....		523940-1201	24.0	0.5	-0.6	13.7	0.4	-0.6
Management of bond private portfolios.....		523940-1202	3.5	0.0	-0.1	1.4	0.0	0.0
Management of other private portfolios.....		523940-1203	10.3	-0.1	0.0	3.1	0.1	0.1
Investment advice.....		523940-2	7.4	0.7	1.8	5.3	-1.6	-1.9
Investment advisory services.....		523940-21	7.4	0.7	1.8	5.3	-1.6	-1.9
Insurance carriers and related activities.....	524		3.4	0.0	0.7	0.0	0.3	0.0
Insurance carriers.....	5241		3.4	0.0	0.7	0.0	0.3	0.0
Direct life/health/medical insurance carriers.....	52411		1.8	-0.2	0.0	-0.1	0.3	-0.1
Direct life insurance carriers.....	524113		-1.5	-0.4	0.0	-0.2	0.0	-0.3
Primary services.....		524113-P	-1.5	-0.4	0.0	-0.2	0.0	-0.3
Life insurance policies.....		524113-1	-1.6	-0.5	0.0	-0.3	0.0	-0.4
Individual life insurance policies.....		524113-101	-1.8	-0.7	0.0	-0.4	0.0	0.0
Term life insurance policies.....		524113-10101	-5.6	0.0	0.0	0.0	0.0	0.0
Whole life insurance policies.....		524113-10102	0.0	0.0	0.0	0.0	0.0	0.0
Universal life insurance policies.....		524113-10103	-4.8	-3.0	0.0	-2.0	0.0	0.0
Variable-universal and other individual life insurance policies.....		524113-10105	0.1	0.0	0.0	0.1	0.0	0.0
Group life insurance policies.....		524113-102	-0.6	0.0	0.0	0.0	0.0	-1.9
Annuities.....		524113-2	-0.3	0.0	-0.1	0.5	0.0	0.0
Variable deferred annuities.....		524113-201	-0.3	0.0	0.0	0.1	0.0	0.0
Fixed-rate deferred annuities.....		524113-202	0.5	-0.2	0.0	1.4	0.0	0.0
Immediate annuities.....		524113-203	-4.3	0.2	-0.8	-0.3	0.0	-0.2
Disability insurance policies.....		524113-3	0.0	0.0	0.0	0.0	0.0	0.0
Direct health and medical insurance carriers.....	524114		3.1	-0.2	0.0	0.0	0.4	0.0
Primary services.....		524114-P	3.2	-0.2	0.0	0.0	0.4	0.0
Medical service plans.....		524114-1	3.2	-0.2	0.0	0.0	0.4	0.0
Comprehensive medical service plans.....		524114-101	5.9	-0.3	0.0	0.0	0.9	0.0
Group managed care medical service plans.....		524114-10101	3.8	-0.7	0.1	0.0	0.0	0.0
Group fee-for-service medical service plans.....		524114-10102	11.3	0.0	0.0	0.0	7.3	0.0
Individual comprehensive medical service plans.....		524114-10103	6.8	0.0	0.0	0.0	0.0	-0.2
Non-comprehensive medical service plans.....		524114-103	0.9	0.0	0.0	0.0	0.0	0.1
Dental service plans.....		524114-10301	1.8	0.0	0.1	0.2	0.0	0.1
Supplemental Medicare service plans.....		524114-10302	2.2	0.0	0.0	0.0	0.0	0.3
Other medical service plans.....		524114-10303	-0.1	0.0	0.0	-0.1	0.0	0.0
Indemnity health insurance plans.....		524114-2	0.1	0.0	0.0	0.0	0.0	0.0
Other direct insurance carriers.....	52412		7.1	0.5	2.1	0.1	0.2	0.3
Direct property and casualty insurers.....	524126		7.1	0.5	2.1	0.1	0.2	0.3
Primary services.....		524126-P	7.1	0.5	2.1	0.1	0.2	0.3
Private passenger auto insurance.....		524126-1	11.2	0.6	4.2	0.1	0.0	0.2
Homeowner's insurance.....		524126-2	4.5	0.5	0.9	0.3	0.2	0.5
Commercial auto insurance.....		524126-3	2.6	0.5	1.1	0.4	0.0	1.3
Non-auto liability insurance.....		524126-4	4.1	1.4	-0.1	0.4	1.9	-0.1
Medical malpractice insurance.....		524126-402	-0.1	0.9	0.0	0.0	0.0	0.0
Product and other non-auto liability insurance.....		524126-403	4.9	1.4	-0.1	0.5	2.2	-0.1
Commercial multiple peril insurance.....		524126-5	8.7	0.0	0.0	-0.2	0.0	2.8

See footnotes at end of table.

Table 12. Producer price index percentage changes for the net output of selected industries and their products, not seasonally adjusted — Continued
 [September 2023]

Title ¹	Industry code	Product code	Unadjusted 12-month percent change ²	Unadjusted 1-month percent change ²				
				Sept. 2022 to Sept. 2023 ^P	Apr. to May	May to June ^P	June to July ^P	July to Aug. ^P
Direct property and casualty insurers - Continued								
Worker's compensation insurance.....		524126-6	-2.9	0.0	-0.2	0.0	0.0	-2.8
Other property and casualty insurance.....		524126-7	2.6	0.1	0.0	0.2	0.0	0.0
Insurance agencies and brokerages.....	52421		0.5	0.1	0.1	-0.5	0.0	0.0
Insurance agencies and brokerages.....	524210		0.5	0.1	0.1	-0.5	0.0	0.0
Primary services.....		524210-P	0.5	0.1	0.1	-0.5	0.0	0.0
Sale of property and casualty insurance.....		524210-1	0.5	0.2	0.0	-0.8	0.0	0.0
Sale of personal property and casualty insurance.....		524210-101	2.1	0.4	0.0	0.1	0.0	0.0
Sale of private passenger auto insurance.....		524210-10101	2.7	0.5	0.0	0.1	0.0	0.0
Sale of homeowner's insurance.....		524210-10102	1.0	0.2	0.0	0.0	0.0	0.0
Sale of other personal property and casualty insurance.....		524210-10103	1.3	0.0	0.0	0.1	0.0	0.0
Sale of commercial property and casualty insurance.....		524210-102	-1.1	0.0	0.0	-1.6	0.0	0.0
Sale of life insurance and annuities.....		524210-2	0.2	0.0	0.0	0.0	0.0	0.0
Sale of health and medical insurance.....		524210-3	0.8	0.1	0.6	0.0	0.0	0.0
Sale of other insurance.....		524210-4	0.1	0.0	0.0	0.1	0.0	0.0
Lessors of nonresidential buildings (except miniwarehouses).....	53112		3.2	0.0	1.6	-0.9	3.2	2.7
Lessors of nonresidential buildings.....	531120		3.2	0.0	1.6	-0.9	3.2	2.7
Primary services.....		531120-P	3.2	0.0	1.6	-0.9	3.2	2.7
Leasing of shopping centers and retail stores.....		531120-1	0.3	-0.9	2.6	-2.8	3.2	4.8
Leasing of professional and office buildings.....		531120-2	4.7	-0.1	-1.5	0.7	2.9	0.5
Leasing of manufacturing and industrial buildings.....		531120-3	2.4	-0.1	-0.7	0.3	0.2	-0.3
Leasing of other nonresidential buildings and facilities.....		531120-7	4.7	3.2	10.3	-1.1	6.0	5.3
Lessors of miniwarehouse and self storage units.....	53113		3.6	-0.1	1.0	0.3	0.6	0.2
Miniwarehouse and self-storage unit operators.....	531130		3.6	-0.1	1.0	0.3	0.6	0.2
Primary services.....		531130-P	3.7	-0.1	1.0	0.3	0.6	0.2
Miniwarehouse and self-storage unit operation.....		531130-1	3.7	-0.1	1.0	0.3	0.6	0.2
Offices of real estate agents and brokers.....	5312		3.3	1.0	1.2	0.7	1.5	0.3
Offices of real estate agents and brokers.....	53121		3.3	1.0	1.2	0.7	1.5	0.3
Offices of real estate agents and brokers.....	531210		3.3	1.0	1.2	0.7	1.5	0.3
Primary services.....		531210-P	3.3	1.0	1.2	0.7	1.5	0.3
Real estate brokerage, residential property sales and leases.....		531210-1	4.6	1.3	1.5	1.0	1.7	0.3
Real estate brokerage, nonresidential property sales and leases including land sales and leases.....		531210-6	-2.1	-0.3	0.3	-0.6	0.3	0.0
Real estate brokerage, nonresidential property sales including land sales.....		531210-601	-3.7	-0.5	0.4	-0.9	0.5	0.0
Real estate brokerage, nonresidential property leases including land leases.....		531210-602	1.2	0.0	0.2	0.0	-0.1	0.1
Real estate property managers.....	53131		4.4	0.4	0.0	1.5	0.4	0.2
Residential property managers.....	531311		0.9	0.7	-0.2	0.8	0.1	-0.5
Primary services.....		531311-P	0.9	0.7	-0.2	0.8	0.1	-0.5
Residential property management services.....		531311-1	0.9	0.7	-0.2	0.8	0.1	-0.5
Nonresidential property managers.....	531312		11.3	-0.1	0.3	2.7	0.8	1.4
Primary services.....		531312-P	11.3	-0.1	0.3	2.7	0.8	1.4
Nonresidential property management services.....		531312-1	11.3	-0.1	0.3	2.7	0.8	1.4
Offices of real estate appraisers.....	531320		-4.4	-1.0	-0.3	0.0	0.0	-0.3
Primary services.....		531320-P	-4.4	-1.0	-0.3	0.0	0.0	-0.3
Real estate appraisal services.....		531320-1	-4.4	-1.0	-0.3	0.0	0.0	-0.3
Automotive equipment rental and leasing.....	5321		-3.1	-1.2	2.8	2.5	-0.7	-3.8
Passenger car rental and leasing.....	53211		-4.4	-1.2	3.3	4.0	-0.7	-5.7
Passenger car rental.....	532111		-4.4	-1.2	3.3	4.0	-0.7	-5.7
Primary services.....		532111-P	-4.4	-1.2	3.3	4.0	-0.7	-5.7
Standard passenger car rental.....		532111-2	-6.2	-1.6	4.4	5.5	-1.0	-7.5
Passenger car rental for business travel.....		532111-211	-0.2	6.1	3.6	-3.7	0.6	-4.0
Passenger car rental for leisure travel.....		532111-221	-8.3	-4.3	4.7	8.9	-1.5	-8.7
Replacement passenger car rental.....		532111-3	1.1	0.1	0.2	-0.3	0.3	-0.1
Truck, utility trailer and RV rental and leasing.....	53212		-0.3	-1.1	1.9	-0.5	-0.8	0.3
Truck, utility trailer, and RV rental and leasing.....	532120		-0.3	-1.1	1.9	-0.5	-0.8	0.3
Primary services.....		532120-P	-0.2	-1.4	2.3	-0.8	-0.7	0.3
Rental of trucks, truck trailers, RVs.....		532120-1	-3.2	-3.7	3.9	-1.6	-0.8	0.8
Leasing of trucks, truck trailers, and RVs.....		532120-4	1.9	0.1	1.3	-0.3	-0.6	0.0
Other receipts.....		532120-SM	-0.7	1.1	-1.3	2.1	-2.0	-0.1

See footnotes at end of table.

Table 12. Producer price index percentage changes for the net output of selected industries and their products, not seasonally adjusted — Continued
 [September 2023]

Title ¹	Industry code	Product code	Unadjusted 12-month percent change ²	Unadjusted 1-month percent change ²				
				Sept. 2022 to Sept. 2023 ^P	Apr. to May	May to June ^P	June to July ^P	July to Aug. ^P
Other heavy machinery rental and leasing.....	532412		4.7	0.2	-0.2	0.1	-0.1	-0.2
Primary services.....		532412-P	1.4	0.2	-0.2	0.2	-0.1	-0.3
Construction equipment rental and leasing.....		532412-1	2.1	0.3	-0.3	0.2	-0.2	-0.4
Oilfield and well drilling equipment rental and leasing.....		532412-2	0.0	0.0	0.0	0.0	0.0	0.0
Other receipts.....		532412-SM	13.7	0.0	0.0	0.0	0.1	-0.1
Legal services.....	5411		5.6	-0.2	0.0	0.6	-0.1	0.0
Offices of lawyers.....	54111		5.6	-0.2	0.0	0.6	-0.1	0.0
Offices of lawyers.....	541110		5.6	-0.2	0.0	0.6	-0.1	0.0
Primary services.....		541110-P	5.6	-0.2	0.0	0.6	-0.1	0.0
Labor and employment legal services.....		541110-A	5.6	1.2	-0.7	1.5	0.9	0.0
Other legal services.....		541110-C	1.7	0.0	0.0	0.0	0.0	0.0
Real estate legal services.....		541110-2	6.9	0.9	-1.4	0.2	0.3	0.0
Civil negligence legal services.....		541110-3	6.1	-0.2	-0.1	-0.1	0.2	0.1
Defendant representation.....		541110-301	3.4	-0.5	-0.4	-0.2	0.1	-0.1
Plaintiff representation.....		541110-302	10.1	0.3	0.3	0.0	0.3	0.3
Wills, estate planning, and probate.....		541110-6	4.6	0.0	0.0	0.0	0.0	0.0
Business and commercial legal services.....		541110-9	7.3	-0.6	0.4	1.0	-0.5	-0.1
Tax legal services.....		541110-901	16.5	0.0	0.0	-0.1	0.0	0.0
Intellectual property legal services.....		541110-902	8.1	-0.9	1.0	2.7	-2.0	0.0
Bankruptcy and other business and commercial legal services.....		541110-903	6.6	-0.6	0.3	0.7	-0.2	-0.1
Offices of certified public accountants.....	541211		6.9	0.3	-0.5	1.8	0.6	0.2
Primary services.....		541211-P	7.8	0.4	0.0	2.0	0.6	0.3
Other accounting services.....		541211-A	1.2	3.6	1.4	0.7	0.6	0.7
Financial auditing.....		541211-4	10.8	-0.3	-0.5	4.2	0.9	0.1
Tax preparation and planning.....		541211-5	6.6	0.0	0.1	0.3	0.3	0.3
Bookkeeping and compilation.....		541211-9	6.2	0.0	0.2	1.0	0.4	0.2
Other accounting services.....	541219		2.0	-1.0	-0.1	0.6	0.0	0.0
Primary services.....		541219-P	2.0	-1.0	-0.1	0.6	0.0	0.0
Other accounting services (non-CPA firms).....		541219-1	2.0	-1.0	-0.1	0.6	0.0	0.0
Architectural, engineering and related services.....	5413		2.8	0.1	0.1	0.1	0.0	0.0
Architectural services.....	54131		1.3	0.1	0.0	0.2	-0.1	0.0
Architectural services.....	541310		1.3	0.1	0.0	0.2	-0.1	0.0
Primary services.....		541310-P	1.5	0.1	0.0	0.2	-0.1	0.0
Residential building projects.....		541310-1	0.8	0.0	0.0	0.0	0.0	0.0
Nonresidential building projects.....		541310-7	1.6	0.1	0.0	0.2	-0.1	0.0
Commercial and industrial building projects.....		541310-71	1.5	0.1	0.0	0.0	0.0	0.0
Institutional building projects.....		541310-72	2.0	0.1	0.0	0.3	-0.3	0.0
Other architectural services, incl. historic restoration & architectural consulting services.....		541310-8	2.4	0.0	0.0	2.3	0.0	0.0
Engineering services.....	54133		3.0	0.1	0.1	0.1	0.0	0.0
Engineering services.....	541330		3.0	0.1	0.1	0.1	0.0	0.0
Primary services.....		541330-P	3.2	0.1	0.1	0.1	0.0	0.0
Building related engineering projects.....		541330-1	2.4	0.0	0.0	0.2	0.0	0.0
Residential building engineering projects.....		541330-101	0.0	0.0	0.0	0.0	0.0	0.0
Commercial, public, and institutional building engineering projects.....		541330-102	4.0	0.1	0.1	0.0	0.0	0.0
Industrial and manufacturing plant and process engineering projects.....		541330-103	2.1	0.0	0.0	0.3	0.0	0.0
Non-building related engineering projects.....		541330-2	3.7	0.1	0.1	0.1	0.0	0.0
Transportation engineering projects.....		541330-201	3.3	0.3	0.4	0.0	0.0	0.0
Highway and roadway engineering projects.....		541330-20101	2.7	0.3	0.4	0.0	0.0	0.0
Other transportation engineering projects, including mass transit engineering projects.....		541330-20102	4.3	0.3	0.4	0.1	0.0	0.0
Municipal utility and power generation and distribution engineering projects.....		541330-202	5.5	0.0	0.0	0.2	0.0	0.0
All other non-building related engineering projects.....		541330-203	3.2	0.0	0.0	0.0	0.0	0.0
Other receipts.....		541330-SM	1.3	0.4	0.5	0.0	-0.1	0.0
Management and technical consulting services.....	5416		2.8	-0.1	2.4	-0.7	0.1	0.0
Management consulting services.....	54161		2.8	-0.1	2.4	-0.7	0.1	0.0
Management consulting services.....	541610		3.0	-0.5	2.8	-1.0	0.1	0.0
Primary services.....		541610-P	3.2	-0.8	3.1	-1.2	0.1	0.0
Administrative and general management consulting services.....		541610-1	3.2	-1.6	5.1	-2.2	0.0	0.0
Marketing consulting services.....		541610-3	0.2	0.0	0.0	0.0	0.0	0.0
Process, physical distribution and logistics consulting services.....		541610-4	9.5	1.5	-0.4	1.2	1.5	0.2

See footnotes at end of table.

Table 12. Producer price index percentage changes for the net output of selected industries and their products, not seasonally adjusted — Continued
 [September 2023]

Title ¹	Industry code	Product code	Unadjusted 12-month percent change ²	Unadjusted 1-month percent change ²					
				Sept. 2022 to Sept. 2023 ^P	Apr. to May	May to June ^P	June to July ^P	July to Aug. ^P	Aug. to Sept. ^P
Management consulting services - Continued									
Human resources consulting services.....		541610-5	7.6	0.5	0.8	0.2	0.0	0.1	
Advertising agencies.....	54181		1.0	0.3	-0.1	0.0	0.0	0.1	
Advertising agencies.....	541810		1.0	0.3	-0.1	0.0	0.0	0.1	
Primary services.....		541810-P	1.1	0.3	-0.1	0.0	0.0	0.1	
Advertising agency services.....		541810-4	1.1	0.3	-0.1	0.0	0.0	0.1	
Advertising creative services billed separately.....		541810-401	0.7	0.0	-0.3	0.0	0.0	0.3	
Advertising placement services, including bundled placement and creative services.....		541810-402	1.3	0.5	0.0	0.0	0.0	0.0	
Other advertising services billed separately.....		541810-403	0.0	0.0	0.0	0.0	0.0	0.0	
Employment services.....	5613		0.2	-0.1	-0.2	0.1	-0.2	-0.4	
Employee leasing services.....	56133		0.3	0.0	0.0	0.0	0.0	0.0	
Professional employer organizations.....	561330		0.3	0.0	0.0	0.0	0.0	0.0	
Primary services.....		561330-P	0.3	0.0	0.0	0.0	0.0	0.0	
Co-employment staffing.....		561330-1	0.3	0.0	0.0	0.0	0.0	0.0	
Staffing services (except PEOs).....	56138		0.1	-0.1	-0.4	0.2	-0.3	-0.7	
Staffing services (except PEOs).....	561380		0.1	-0.1	-0.4	0.3	-0.3	-0.7	
Primary services.....		561380-P	0.1	-0.1	-0.4	0.3	-0.3	-0.7	
Temporary help services.....		561380-1	0.0	-0.1	-0.4	0.1	-0.3	-0.7	
Temporary help services, office and clerical.....		561380-101	4.4	0.7	0.2	0.1	0.5	0.2	
Temporary help services, light and heavy industrial.....		561380-102	3.2	0.0	0.0	0.2	0.0	0.0	
Temporary help services, technical and professional.....		561380-103	1.1	0.0	-0.8	0.2	-0.4	0.1	
Temporary help services, medical.....		561380-104	-16.6	-0.5	-1.9	-0.8	-1.9	-7.5	
Temporary help services, other.....		561380-105	2.8	-0.7	0.2	0.5	0.3	1.0	
Employment placement services.....		561380-2	-0.3	-1.0	-0.5	2.2	-1.2	-0.3	
Executive search services.....		561380-3	4.3	-0.5	1.1	0.3	1.3	-1.7	
Travel agencies.....	56151		4.4	0.1	0.3	0.6	1.7	0.4	
Travel agencies.....	561510		4.4	0.1	0.3	0.6	1.7	0.4	
Primary services.....		561510-P	4.6	0.2	0.5	0.9	2.6	-0.3	
Flight bookings.....		561510-1	-0.2	0.0	-0.7	1.8	0.6	-0.2	
Domestic flight bookings.....		561510-111	-0.9	0.2	-0.1	1.1	0.0	0.4	
International flight bookings.....		561510-112	0.4	-0.2	-1.1	2.3	1.0	-0.6	
Other travel agency services, except flight bookings.....		561510-2	7.6	0.3	1.3	0.2	3.8	-0.4	
Hotel and car rental bookings.....		561510-211	5.1	-1.2	-1.0	-1.1	0.4	-0.2	
Hotel bookings.....		561510-2111	0.7	-1.2	-1.0	-1.1	0.4	-0.2	
Car rental bookings.....		561510-2112	-15.9	-1.4	-1.6	1.5	0.1	0.1	
Cruise and tour bookings.....		561510-222	13.9	1.9	5.0	1.6	0.8	-0.7	
Cruise bookings.....		561510-2221	13.3	1.6	6.4	2.7	1.7	0.1	
Packaged tour bookings.....		561510-2222	-5.5	3.4	-0.9	-3.6	-3.7	-4.6	
All other travel agency services.....		561510-233	6.8	0.0	0.0	0.0	7.7	-0.4	
Security guards and patrol services.....	561612		7.3	2.1	0.1	0.2	2.6	-0.1	
Primary services.....		561612-P	7.3	2.1	0.1	0.2	2.6	-0.1	
Security guard services.....		561612-1	7.3	2.1	0.1	0.2	2.6	-0.1	
Janitorial services.....	56172		1.9	-0.2	0.0	-0.1	0.0	0.0	
Janitorial services.....	561720		1.9	-0.2	0.0	-0.1	0.0	0.0	
Primary services.....		561720-P	2.0	-0.2	0.0	-0.1	0.0	0.0	
Janitorial cleaning services.....		561720-5	2.0	-0.2	0.0	-0.1	0.0	0.0	
Nonresidential cleaning services.....		561720-51	2.2	-0.2	0.0	-0.1	0.0	0.0	
Residential cleaning services.....		561720-52	0.0	0.0	0.0	0.0	0.0	0.0	
Waste collection.....	5621		9.0	-0.1	-0.3	0.0	0.4	0.8	
Waste collection.....	56211		9.0	-0.1	-0.3	0.0	0.4	0.8	
Solid waste collection.....	562111		9.0	-0.1	-0.3	0.0	0.4	0.8	
Primary services.....		562111-P	9.7	-0.2	-0.4	-0.1	0.4	0.9	
Solid waste collection services.....		562111-2	9.7	-0.2	-0.4	-0.1	0.4	0.9	
Offices of physicians.....	6211		0.6	0.1	0.0	0.1	0.0	0.0	
Offices of physicians.....	62111		0.6	0.1	0.0	0.1	0.0	0.0	
Offices of physicians, except mental health.....	621111		0.6	0.1	0.0	0.1	0.0	0.0	
Primary services.....		621111-P	0.6	0.1	0.0	0.1	0.0	0.0	
One and two physician practices and single specialty group practices.....		621111-4	-0.1	0.0	0.0	0.1	0.0	0.0	

See footnotes at end of table.

Table 12. Producer price index percentage changes for the net output of selected industries and their products, not seasonally adjusted — Continued
 [September 2023]

Title ¹	Industry code	Product code	Unadjusted 12-month percent change ²	Unadjusted 1-month percent change ²				
			Sept. 2022 to Sept. 2023 ^P	Apr. to May	May to June ^P	June to July ^P	July to Aug. ^P	Aug. to Sept. ^P
Offices of physicians, except mental health - Continued								
General/family practice.....		621111-411	2.4	0.1	0.0	0.1	0.0	0.0
Internal medicine.....		621111-412	-2.6	0.0	0.0	0.4	0.0	0.0
General surgery and other surgical specialties.....		621111-413	-0.8	0.0	0.0	0.0	0.0	0.0
Pediatrics.....		621111-414	1.3	0.0	0.0	0.0	0.0	0.0
Obstetrics/gynecology.....		621111-415	1.5	0.0	0.0	0.0	0.0	0.0
Other specialty.....		621111-419	0.0	0.0	0.0	0.0	0.0	0.0
Multispecialty group practice.....		621111-5	2.2	0.2	0.1	0.0	0.0	0.0
Offices of dentists.....	6212		3.0	0.0	0.0	0.0	0.7	0.0
Offices of dentists.....	62121		3.0	0.0	0.0	0.0	0.7	0.0
Offices of dentists.....	621210		3.0	0.0	0.0	0.0	0.7	0.0
Primary services.....		621210-P	3.0	0.0	0.0	0.0	0.8	0.0
Dental visits and consultations.....		621210-1	1.0	0.0	0.0	0.0	1.4	0.0
Private insurance patients: dental visits and consultations.....		621210-11	1.7	0.0	0.0	0.0	1.2	0.0
Medicare, Medicaid and all other patients: dental visits and consultations.....		621210-12	-0.1	0.0	0.0	0.0	1.6	0.0
Dental surgical intervention services.....		621210-2	1.1	0.0	0.0	0.0	0.0	0.0
Private insurance patients: dental surgical intervention services.....		621210-21	0.4	0.0	0.0	0.0	0.0	0.0
Medicare, Medicaid and all other patients: dental surgical intervention services..		621210-22	1.9	0.0	0.0	0.0	0.0	0.0
Dental non-surgical intervention services.....		621210-3	5.1	0.0	0.0	0.0	0.5	0.0
Private insurance patients: dental non-surgical intervention services.....		621210-31	3.0	0.0	0.0	0.0	0.4	0.0
Medicare, Medicaid and all other patients: dental non-surgical intervention services.....		621210-32	7.8	0.0	0.0	0.0	0.7	0.0
Medical and diagnostic laboratories.....	6215		0.5	0.1	0.0	0.0	0.1	0.0
Medical and diagnostic laboratories.....	62151		0.5	0.1	0.0	0.0	0.1	0.0
Medical laboratories.....	621511		-0.1	0.1	0.0	0.0	0.1	0.0
Primary services.....		621511-P	-0.1	0.1	0.0	0.0	0.1	0.0
Medical laboratory services.....		621511-2	-0.1	0.1	0.0	0.0	0.1	0.0
Medicare patients.....		621511-23	2.6	0.0	0.0	0.0	0.0	0.0
Medicaid patients.....		621511-24	-0.3	0.0	0.0	0.0	0.0	0.0
Private insurance patients.....		621511-25	-0.6	0.0	-0.1	-0.1	0.3	0.0
All other patients.....		621511-26	1.0	0.6	0.0	0.0	0.0	0.0
Diagnostic imaging centers.....	621512		1.5	0.0	0.0	0.0	0.0	0.0
Primary services.....		621512-P	1.5	0.0	0.0	0.0	0.0	0.0
Diagnostic imaging services.....		621512-4	1.5	0.0	0.0	0.0	0.0	0.0
Medicare and Medicaid patients.....		621512-41	0.4	0.0	0.0	0.0	0.0	0.0
Private insurance and all other patients.....		621512-42	1.8	0.0	0.0	0.0	0.0	0.0
Home health care services.....	6216		6.1	0.0	0.1	0.1	0.7	0.6
Home health care services.....	62161		6.1	0.0	0.1	0.1	0.7	0.6
Home health care services.....	621610		6.1	0.0	0.1	0.2	0.7	0.6
Primary services.....		621610-P	6.3	0.0	0.1	0.2	0.7	0.6
Medicare and Medicaid patients.....		621610-3	5.3	0.0	0.0	0.2	0.6	0.7
Medicare patients.....		621610-31	-0.1	0.0	0.0	0.0	0.0	0.0
Medicaid patients.....		621610-32	9.8	0.0	0.0	0.4	1.0	1.3
Private insurance and all other patients.....		621610-4	9.5	0.0	0.5	0.0	1.1	0.4
Private insurance patients.....		621610-41	7.3	0.0	0.0	0.0	0.0	3.9
All other patients.....		621610-42	11.4	0.0	0.5	0.0	1.2	0.0
Other receipts.....		621610-SM	3.9	0.0	0.0	0.0	0.0	0.0
All other ambulatory health care services.....	62199		4.6	1.9	0.0	0.6	0.1	-0.7
Blood and organ banks.....	621991		4.6	1.9	0.0	0.6	0.1	-0.7
Primary services.....		621991-P	4.6	2.0	0.0	0.6	0.0	-0.7
Human blood services.....		621991-1	3.1	1.2	0.1	0.8	0.1	-1.0
Human red blood and whole blood services.....		621991-12	3.0	0.1	0.2	0.5	0.4	0.2
Human blood plasma services.....		621991-13	3.6	2.3	0.0	1.1	-0.1	-2.4
Human blood platelet and other blood services.....		621991-14	3.1	0.0	0.1	0.4	0.2	0.4
Human organ, bone, tissue, and other bank services.....		621991-2	8.5	3.8	-0.2	0.1	-0.2	0.0
Other receipts.....		621991-SM	6.6	0.1	0.0	0.4	2.6	-0.1
Hospitals.....	622		2.5	0.2	0.0	0.4	0.0	0.2
General medical and surgical hospitals.....	6221		2.7	0.2	0.0	0.4	0.0	0.2
General medical and surgical hospitals.....	62211		2.7	0.2	0.0	0.4	0.0	0.2
General medical and surgical hospitals.....	622110		2.7	0.2	0.0	0.4	0.0	0.2

See footnotes at end of table.

Table 12. Producer price index percentage changes for the net output of selected industries and their products, not seasonally adjusted — Continued
 [September 2023]

Title ¹	Industry code	Product code	Unadjusted 12-month percent change ²	Unadjusted 1-month percent change ²				
				Sept. 2022 to Sept. 2023 ^P	Apr. to May	May to June ^P	June to July ^P	July to Aug. ^P
General medical and surgical hospitals - Continued								
Primary services.....		622110-P	2.9	0.2	-0.1	0.5	0.0	0.2
Certain infectious and parasitic diseases.....		622110-201	1.0	1.0	0.0	0.1	0.0	0.0
Neoplasms.....		622110-202	3.2	0.0	-1.8	0.0	-0.5	1.4
Diseases of the blood & blood-forming organs & certain disorders involving the immune mechanism.....		622110-203	9.8	0.0	0.0	0.0	0.0	0.0
Endocrine, nutritional and metabolic diseases.....		622110-204	-2.3	0.4	-0.5	-2.5	1.5	0.0
Mental and behavioural disorders.....		622110-205	1.7	1.4	0.6	0.8	-0.6	0.0
Diseases of the nervous system.....		622110-206	2.6	0.1	0.0	0.2	0.4	0.0
Diseases of the circulatory system.....		622110-209	3.2	0.0	0.1	0.4	0.1	0.0
Diseases of the respiratory system.....		622110-210	5.8	-0.1	-0.1	5.3	0.1	0.0
Diseases of the digestive system.....		622110-211	5.5	0.3	-0.1	0.5	0.0	0.4
Diseases of the skin and subcutaneous tissue.....		622110-212	4.1	0.3	0.4	0.0	0.0	0.0
Diseases of the musculoskeletal system and connective tissue.....		622110-213	3.2	0.2	0.5	0.4	0.0	0.0
Diseases of the genitourinary system.....		622110-214	3.3	0.0	0.0	0.0	0.4	0.0
Pregnancy, childbirth and the puerperium.....		622110-215	5.8	0.1	1.2	1.2	-0.4	0.4
Certain conditions originating in the perinatal period.....		622110-216	8.9	0.0	2.1	2.8	-0.1	0.0
Symptoms, signs and abnormal clinical and laboratory findings, not elsewhere classified.....		622110-218	5.0	0.0	0.4	-0.2	-0.1	0.0
Injury, poisoning and certain other consequences of external causes.....		622110-219	4.2	0.0	0.0	0.0	0.0	0.9
Factors influencing health status and contact with health services.....		622110-221	-2.6	0.5	-0.8	-0.5	0.1	0.0
Other diseases.....		622110-223	2.7	0.0	0.4	1.2	-0.4	0.0
Psychiatric and substance abuse hospitals.....	6222		2.7	1.7	0.0	0.4	-0.1	0.0
Psychiatric and substance abuse hospitals.....	62221		2.7	1.7	0.0	0.4	-0.1	0.0
Psychiatric and substance abuse hospitals.....	622210		2.7	1.7	0.0	0.4	-0.1	0.0
Primary services.....		622210-P	2.7	1.7	0.0	0.4	-0.1	0.0
Psychiatric hospitals.....		622210-3	3.2	2.2	0.0	0.6	-0.2	0.0
Medicare patients: psychiatric hospitals.....		622210-31	1.6	0.2	0.0	0.4	0.0	0.0
Medicaid patients: psychiatric hospitals.....		622210-32	7.0	5.3	0.0	1.0	-0.4	0.0
Private insurance and all other patients: psychiatric hospitals.....		622210-33	1.9	1.2	0.0	0.4	-0.1	0.0
Other specialty hospitals.....	6223		-1.8	0.0	0.6	0.5	-0.9	-0.3
Other specialty hospitals.....	62231		-1.8	0.0	0.6	0.5	-0.9	-0.3
Other specialty hospitals.....	622310		-1.8	0.0	0.6	0.5	-0.9	-0.3
Primary services.....		622310-P	-2.1	0.0	0.7	0.6	-1.0	-0.2
Specialty, except psychiatric and substance abuse, hospitals.....		622310-6	-2.1	0.0	0.7	0.6	-1.0	-0.2
Medicare patients.....		622310-61	2.4	0.1	0.0	-0.6	0.0	0.2
Medicaid patients.....		622310-62	-4.6	-0.6	0.1	0.9	-2.1	-4.4
Private insurance and all other patients.....		622310-63	-3.7	0.0	1.2	1.3	-1.4	0.2
Nursing care facilities.....	6231		5.1	-0.1	-0.1	1.6	0.4	-0.4
Nursing care facilities.....	62311		5.1	-0.1	-0.1	1.6	0.4	-0.4
Nursing care facilities.....	623110		5.1	-0.1	-0.1	1.6	0.4	-0.4
Primary services.....		623110-P	5.3	-0.1	-0.1	1.7	0.4	-0.4
Medicare and Medicaid patients.....		623110-1	5.3	-0.1	-0.1	2.1	0.4	-0.7
Medicaid patients.....		623110-101	6.9	-0.2	-0.2	3.5	0.7	-1.1
Medicare patients.....		623110-102	2.7	0.0	0.0	0.0	0.0	0.0
Private insurance and all other patients.....		623110-3	5.4	0.0	-0.1	1.2	0.3	0.0
Private insurance patients.....		623110-301	0.6	0.0	0.0	0.9	0.0	0.0
All other patients.....		623110-302	6.4	0.0	-0.1	1.3	0.3	0.0
Residential developmental disability homes.....	62321		9.4	0.4	0.0	2.3	0.0	0.1
Residential developmental disability homes.....	623210		9.4	0.4	0.0	2.3	0.0	0.1
Primary services.....		623210-P	8.4	0.5	-0.1	2.7	0.0	0.1
Residential intellectual and developmental disability services.....		623210-1	8.4	0.5	-0.1	2.7	0.0	0.1
Medicaid patients.....		623210-11	4.9	0.6	-0.1	2.3	0.0	0.2
Non-Medicaid patients.....		623210-12	24.7	0.0	0.0	4.4	0.0	0.0
Amusement and theme parks.....	7131		0.6	-1.6	-0.4	0.9	-4.5	0.1
Amusement and theme parks.....	71311		0.6	-1.6	-0.4	0.9	-4.5	0.1
Amusement and theme parks.....	713110		0.6	-1.6	-0.4	0.9	-4.5	0.1
Primary services.....		713110-P	0.5	-1.8	-0.4	1.0	-4.8	0.1
Amusement and theme park admissions.....		713110-1	-0.5	-2.6	-0.8	1.4	-6.8	0.2
Amusement and theme park food and beverage sales.....		713110-2	6.5	-0.1	0.7	-0.3	0.0	0.0
Amusement and theme park merchandise sales, games, and other services.....		713110-3	-14.3	0.3	0.1	1.5	-0.5	-1.6

See footnotes at end of table.

Table 12. Producer price index percentage changes for the net output of selected industries and their products, not seasonally adjusted — Continued
 [September 2023]

Title ¹	Industry code	Product code	Unadjusted 12-month percent change ²	Unadjusted 1-month percent change ²				
				Sept. 2022 to Sept. 2023 ^P	Apr. to May	May to June ^P	June to July ^P	July to Aug. ^P
Amusement and theme parks - Continued								
Other receipts.....		713110-SM	6.0	1.6	-0.6	0.5	0.4	0.8
Golf courses and country clubs.....	71391		6.6	-2.5	0.2	0.2	0.0	0.0
Golf courses and country clubs.....	713910		6.6	-2.5	0.2	0.2	0.0	0.0
Primary services.....		713910-P	6.6	-2.6	0.2	0.2	0.0	0.0
Membership dues and fees.....		713910-1	8.9	0.0	0.5	0.4	0.0	-0.1
Greens and guest fees.....		713910-2	-0.2	-12.4	-0.6	0.1	-0.2	0.0
Food and beverage sales.....		713910-3	7.7	0.3	0.0	0.0	0.0	0.0
Equipment rentals and all other golf services.....		713910-4	3.8	4.3	0.0	0.0	0.0	0.0
Fitness and recreational sports centers.....	71394		4.2	0.0	-0.1	0.2	0.1	0.0
Fitness and recreational sports centers.....	713940		4.2	0.0	-0.1	0.2	0.1	0.0
Primary services.....		713940-P	4.0	0.0	-0.1	0.3	0.0	0.0
Fitness and recreational facility memberships.....		713940-1	3.5	0.0	0.0	0.0	0.0	0.0
Recreational facility admissions, classes, and other fitness center services.....		713940-2	5.3	0.0	-0.2	0.8	0.0	0.0
Other receipts.....		713940-SM	4.5	-0.1	0.0	0.0	0.6	0.0
Accommodation.....	721		3.8	-1.9	5.0	0.6	-3.2	-1.1
Accommodation.....	7211		3.8	-1.9	5.0	0.6	-3.2	-1.1
Hotels (exc casino hotels) and motels.....	72111		4.8	-2.7	6.5	1.0	-4.4	-2.2
Hotels and motels, except casino hotels.....	721110		4.8	-2.7	6.5	1.0	-4.4	-2.2
Primary services.....		721110-P	4.8	-2.8	6.5	1.1	-4.5	-2.3
Guestroom rental.....		721110-1	5.6	-3.5	8.1	1.3	-5.6	-2.9
Limited service hotels and motels guestroom rental.....		721110-101	-0.7	4.3	1.3	3.0	-1.2	-5.5
Full service hotels and motels guestroom rental.....		721110-102	-0.4	0.4	11.0	-2.3	-5.1	-1.2
Luxury and resort hotels guestroom rental.....		721110-103	8.8	-12.0	8.2	5.2	-8.7	-3.5
Hotel and motel food and beverage and related services.....		721110-2	1.4	0.1	-0.1	0.5	0.5	0.0
Hotel and motel food and nonalcoholic beverage and related services.....		721110-201	1.3	0.1	-0.2	0.6	0.5	-0.4
Hotel and motel alcoholic beverage and related services.....		721110-202	2.0	0.3	0.4	0.0	0.2	1.4
Other hotel and motel services.....		721110-5	4.1	-0.1	1.0	-0.8	0.7	0.3
Other receipts.....		721110-SM1	4.7	1.7	5.2	-0.6	3.1	3.2
Casino hotels.....	72112		1.1	0.9	0.4	-1.0	0.7	2.4
Casino hotels.....	721120		1.1	0.9	0.4	-1.0	0.7	2.4
Primary services.....		721120-P	1.1	0.9	0.4	-1.0	0.7	2.4
Casino hotel guestroom rental.....		721120-1	15.6	4.3	2.1	-2.2	6.0	10.4
Casino hotel food and beverage and related services.....		721120-2	4.2	-0.1	0.2	0.3	0.0	0.0
Casino hotel food and nonalcoholic beverage and related services.....		721120-201	3.8	0.3	0.3	0.4	0.0	0.0
Casino hotel alcoholic beverage and related services.....		721120-202	5.0	-0.9	0.0	0.0	0.0	0.0
Casino gaming receipts.....		721120-5	-4.3	0.2	0.0	-1.0	-0.7	0.6
Other casino hotel services.....		721120-6	2.5	0.0	0.0	0.0	0.0	0.0
Other receipts.....		721120-SM1	6.4	0.6	1.3	0.4	2.0	1.9
Commercial machinery repair and maintenance.....	8113		10.1	0.1	0.0	1.2	0.0	2.7
Commercial machinery repair and maintenance.....	81131		10.1	0.1	0.0	1.2	0.0	2.7
Commercial machinery repair and maintenance.....	811310		10.1	0.1	0.0	1.2	0.0	2.7
Primary services.....		811310-P	9.1	0.1	0.0	1.2	0.0	2.8
Maintenance and repair services for agricultural, construction, and mining machinery.....		811310-5	12.1	0.0	0.0	0.0	0.0	1.1
Maintenance and repair services for commercial and service industry machinery.....		811310-6	12.7	0.0	0.0	4.8	0.0	7.1
Maintenance and repair services for industrial machinery.....		811310-7	6.9	0.0	0.0	0.0	0.0	1.9
Maintenance and repair services for general purpose machinery.....		811310-8	2.1	0.6	0.0	0.0	0.0	0.0
Special indexes								
New nonresidential building construction by contractor type/region.....	236400		4.2	0.0	0.0	-1.2	0.2	0.1
General contractors.....		236400-1	3.9	0.1	0.1	-0.8	0.1	0.1
General contractors, Northeast.....		236400-11	3.3	-0.1	0.0	-0.8	0.0	0.1
General contractors, South.....		236400-12	5.0	0.0	0.2	-0.2	0.0	0.3
General contractors, Midwest.....		236400-13	1.9	0.0	-0.2	-0.7	0.3	-0.2
General contractors, West.....		236400-14	4.3	0.3	0.1	-1.7	0.1	0.0
Plumbing, heating, and air conditioning contractors.....		236400-221	11.1	-0.1	0.2	0.5	0.7	0.1
Plumbing, heating, and air conditioning contractors, Northeast.....		236400-2211	9.4	0.0	0.0	0.2	0.0	0.0
Plumbing, heating, and air conditioning contractors, South.....		236400-2212	13.3	0.1	0.0	1.4	1.9	0.0
Plumbing, heating, and air conditioning contractors, Midwest.....		236400-2213	7.0	-0.4	0.0	0.0	-1.1	0.0
Plumbing, heating, and air conditioning contractors, West.....		236400-2214	13.4	-0.1	0.8	-0.1	1.2	0.3

See footnotes at end of table.

Table 12. Producer price index percentage changes for the net output of selected industries and their products, not seasonally adjusted — Continued
 [September 2023]

Title ¹	Industry code	Product code	Unadjusted 12-month percent change ²	Unadjusted 1-month percent change ²				
				Sept. 2022 to Sept. 2023 ^P	Apr. to May	May to June ^P	June to July ^P	July to Aug. ^P
New nonresidential building construction by contractor type/region - Continued								
Electrical contractors.....		236400-222	5.3	0.1	-0.2	-1.8	-0.1	0.1
Electrical contractors, Northeast.....		236400-2221	5.5	-0.1	0.2	-2.4	0.2	0.0
Electrical contractors, South.....		236400-2222	8.1	0.5	-0.8	-1.3	0.0	0.0
Electrical contractors, Midwest.....		236400-2223	1.2	0.0	0.0	-2.9	-0.2	0.5
Electrical contractors, West.....		236400-2224	4.9	-0.2	0.2	-1.3	-0.2	0.1
Roofing contractors.....		236400-223	9.6	0.0	0.1	-0.8	0.0	-1.2
Roofing contractors, Northeast.....		236400-2231	7.8	0.0	0.0	-1.3	0.0	-1.0
Roofing contractors, South.....		236400-2232	7.8	0.0	-0.1	1.3	0.0	-3.9
Roofing contractors, Midwest.....		236400-2233	11.6	0.1	0.0	-1.6	0.0	0.6
Roofing contractors, West.....		236400-2234	10.5	0.0	0.3	-2.3	-0.2	0.1
Poured concrete foundation and structure contractors.....		236400-224	-3.0	-0.3	0.2	-2.9	-0.1	0.0
Poured concrete foundation and structure contractors, Northeast.....		236400-2241	-2.8	-0.4	0.0	-1.9	0.0	0.0
Poured concrete foundation and structure contractors, South.....		236400-2242	-4.0	-0.3	0.0	-4.1	-0.1	0.1
Poured concrete foundation and structure contractors, Midwest.....		236400-2243	-3.5	-0.1	0.4	-1.2	0.1	-0.3
Poured concrete foundation and structure contractors, West.....		236400-2244	-1.6	-0.3	0.3	-2.9	-0.2	0.0
New nonresidential building construction by region.....	236500		4.1	0.0	0.0	-1.3	0.1	0.1
New nonresidential building construction, Northeast.....		236500-1	4.4	0.0	0.0	-1.1	0.0	0.0
New nonresidential building construction, South.....		236500-2	5.0	0.1	-0.1	-0.9	0.2	0.1
New nonresidential building construction, Midwest.....		236500-3	1.5	-0.1	-0.1	-1.1	0.0	-0.1
New nonresidential building construction, West.....		236500-4	4.4	0.1	0.2	-1.9	0.2	0.1
Nonresidential building maintenance & repair.....	2381MR		3.9	1.4	0.1	0.1	0.1	0.0
General medical and surgical hospitals by patient type.....	62211A							
Medicare patients.....		62211A-2	3.0	0.1	-0.3	0.1	0.0	0.0
Medicaid patients.....		62211A-4	1.3	0.0	0.0	1.5	-0.3	0.0
Private insurance and all other patients.....		62211A-6	3.9	0.4	0.1	0.5	0.1	0.4
Private insurance patients.....		62211A-61	3.3	0.3	0.1	0.5	0.1	0.2
All other patients.....		62211A-62	8.0	1.6	0.0	0.5	0.1	2.1
Premiums for property and casualty insurance ³	924126		5.3	0.5	1.8	0.1	0.1	0.2
Primary services.....		924126-P	5.3	0.5	1.8	0.1	0.1	0.2
Premiums for private passenger auto insurance.....		924126-1	9.0	0.6	3.5	0.1	0.0	0.1
Premiums for homeowner's insurance.....		924126-2	4.0	1.2	1.0	0.2	0.2	0.4
Premiums for commercial auto insurance.....		924126-3	0.8	0.1	0.4	0.1	0.0	0.5
Premiums for non-auto liability insurance.....		924126-4	1.6	0.4	0.0	0.2	0.7	0.0
Premiums for medical malpractice insurance.....		924126-402	0.5	0.0	0.0	0.0	0.0	0.0
Premiums for product and other non-auto liability insurance.....		924126-403	1.8	0.5	0.0	0.2	0.8	0.0
Premiums for commercial multiple peril insurance.....		924126-5	4.2	0.0	0.0	-0.1	0.0	0.9
Premiums for worker's compensation insurance.....		924126-6	-2.0	-0.1	0.1	0.0	0.0	-0.5
Premiums for other property and casualty insurance.....		924126-7	1.5	0.1	0.0	0.2	0.0	0.0

¹ Industry and product class indexes may include products not shown separately.

² All indexes are subject to revision for 4 months after their originally scheduled publication to incorporate late reports and corrections by survey respondents.

³ The special index for 924126, in which prices reflect premiums only, contrasts with the index shown elsewhere in this table for NAICS 524126, where prices reflect premiums plus the amount of investment income earned on the invested portion of the premium.

^p Preliminary

"-" Data not available.

n.e.c. = Not elsewhere classified.

NOTE: Titles of some industries and products are not shown in this table because they fail to meet our publication criteria.

Table 13. Producer price indexes and percentage changes for special commodity groupings, not seasonally adjusted

[September 2023, Index base 1982=100, unless otherwise indicated]

Title	Other index base	Commodity code		Unadjusted index ¹					Unadjusted 1-month percent change ¹	Unadjusted 12-month percent change ¹
		Group code	Item code	May 2023	June 2023 ^p	July 2023 ^p	Aug. 2023 ^p	Sept. 2023 ^p	Aug. to Sept. ^p	Sept. 2022 to Sept. 2023 ^p
All commodities except farm products.....		SI	006111	255.061	255.071	255.492	260.127	261.743	0.6	-2.7
Industrial commodities less fuels.....		ILF	T15M05	258.603	257.706	256.719	256.496	256.266	-0.1	-0.3
Construction materials.....		SI	012011	337.473	337.278	334.449	334.648	332.283	-0.7	-1.2
Chemicals and allied products, including synthetic rubber and synthetic fibers and yarns.....		SI	020011	345.265	341.908	336.919	335.736	336.196	0.1	-5.5
Lumber and plywood.....		SI	004011	265.419	262.003	266.167	259.309	257.998	-0.5	-13.6
Foods										
All foods.....		SI	013011	259.777	260.481	259.852	260.580	262.432	0.7	-1.4
Apples.....	06/08	SI	01102A	145.388	148.548	152.042	155.367	155.588	0.1	26.0
Berries.....	06/08	SI	01102B	140.467	127.636	85.597	121.841	85.532	-29.8	-13.1
Processed foods.....		SI	095011	263.220	262.955	262.615	263.852	266.804	1.1	0.6
Textiles										
Selected textile mill products.....		SI	134011	198.082	197.597	197.221	197.908	198.155	0.1	-0.1
Hosiery.....		SI	092011	183.937	183.937	185.569	185.569	185.569	0.0	0.8
Underwear and nightwear.....		SI	094011	159.706	159.706	159.706	159.706	159.706	0.0	0.6
Metals										
Steel mill products, including fabricated wire products.....		SI	STEEL1	348.995	347.485	331.944	328.823	317.486	-3.4	-11.9
Finished steel mill products, excluding fabricated wire products.....		SI	STEEL2	339.276	338.000	320.437	316.981	303.582	-4.2	-13.0
Finished steel mill products, including fabricated wire products.....		SI	STEEL3	341.772	340.392	323.685	320.301	307.722	-3.9	-12.7
Special metals and metal products.....		SI	018011	246.859	245.492	243.600	242.900	241.697	-0.5	-1.2
Fabricated metal products.....		SI	017011	283.640	284.131	284.311	283.738	283.186	-0.2	0.1
Copper and copper products.....		SI	019011	509.353	513.799	509.144	497.562	498.574	0.2	2.3
Machinery										
Machinery and motive products.....		SI	093011	186.498	186.600	187.054	187.200	187.326	0.1	3.2
Machinery and equipment, except electrical.....		SI	089011	209.019	209.085	209.830	210.134	210.383	0.1	5.2
Agricultural machinery, including tractors.....		SI	024011	329.476	330.197	331.111	330.542	331.004	0.1	2.8
Metalworking machinery.....		SI	021011	247.366	247.248	247.813	248.088	250.261	0.9	7.4
Total tractors.....		SI	023011	288.107	288.111	293.507	291.054	291.054	0.0	5.4
Agriculture machinery and equipment, less parts.....		SI	021012	324.871	325.583	326.484	325.922	326.378	0.1	2.8
Agricultural machinery, excluding tractors.....		SI	024012	340.700	341.130	342.029	341.670	342.126	0.1	2.8
Medical										
Pharmaceutical preparations for human and veterinary use.....		SI	070011	860.400	860.159	862.621	864.104	864.008	0.0	2.8
Pharmaceuticals for human use, prescription.....	06/01	SI	07003	315.459	315.459	316.073	316.079	316.079	0.0	2.2
Pharmaceuticals for human use, non-prescription.....	06/01	SI	07006	141.916	141.840	144.291	144.291	144.248	0.0	2.6
Health care services, Medicare patients.....	06/14	SI	HCARE1	113.877	113.770	113.824	113.825	113.828	0.0	1.5
Health care services, Medicaid patients.....	06/14	SI	HCARE2	117.480	117.507	118.991	119.240	119.215	0.0	4.2
Health care services, private insurance patients.....	06/14	SI	HCARE3	124.475	124.550	125.491	125.490	125.699	0.2	2.9
Health care services, all other patients.....	06/14	SI	HCARE4	127.629	127.687	128.193	128.645	129.359	0.6	5.4

¹ All indexes are subject to revision for 4 months after their originally scheduled publication to incorporate late reports and corrections by survey respondents.

p Preliminary

NOTE: See next page for content of indexes on this table.

Table 13 commodity groupings include the following items:

All commodities except farm products: 02 through 15

Industrial commodities less fuels: 03, 04, and 06 through 15

Construction materials: 062101, 0721, 081105, 081106, 081107, 081203, 081204, 082, 0831, 0835, 086, 092, 101502, 101703, 101704, 10250162, 104101, 105, 106, 1071, 107301, 1074051, 107411, 10830225, 1142, 1147, 11490205, 11710143, 11710144, 11710147, 11710216, 11710217, 123101, 1232, 131108, 1321, 1322, 133, 134, 1361, 1362, 137, 1392, 1394, and 139501

Chemicals and allied products, including synthetic rubber and synthetic fibers: 031, 06 less 064, and 071102

Lumber and plywood: 081 and 083

All foods: 011, 017, and 02 less 0261, 0262, and 029

Apples: 01110208, 01110209, 01110211, 01110215, 01110216, 01110220, 01110229, 01110230

Berries: 01110222, 01110224, 01110225, 01110226, 01110227

Processed foods: 02 less 0261, 0262, and 029

Selected textile mill products: 0327, 03370104, 034, 038108083, 03820312, 038303214, 038303216, and 1231

Hosiery: 03810831

Underwear and nightwear: 03810647, 03810761, 038308083

Steel mill products, including fabricated wire products: 1017 and 1088

Finished steel mill products, excluding fabricated wire products: 101703, 101704, 101705, 101706, 101706, 101707, and 101708

Finished steel mill products, including fabricated wire products: 101703, 101704, 101705, 101706, 101706, 101707, 101708, and 1088

Special metals and metal products: 10, 111, and 141

Fabricated metal products: 103 through 108

Copper and copper products: 10210201, 10220131, 102301, 102403, 102502, 10260314, and 102807013

Machinery and motive products: 11 and 14

Machinery and equipment except electrical: 111, 112, 113, 114, 115, 116, 118, and 119

Agriculture machinery, including tractors: 1114 less 111409

Metalworking machinery: 113A, 1132, 113304, 1137, and 1138

Total tractors: 111410 and 112A less 112A03

Agricultural machinery and equipment, less parts (old commodity code 111): 111 less 111409

Agricultural machinery, excluding tractors (old commodity code 1112): 1114 less 111403

Pharmaceutical preparations for human and veterinary use: 0634 and 0638

Pharmaceuticals for human use, prescription: prescription pharmaceutical price quotes from 0638

Pharmaceuticals for human use, non-prescription: non-prescription pharmaceutical price quotes from 0638

Health care services, Medicare patients: Medicare price quotes from 511 and 512

Health care services, Medicaid patients: Medicaid price quotes from 511 and 512

Health care services, private insurance patients: Private insurance price quotes from 511 and 512

Health care services, all other patients: Price quotes from 511 and 512, less Medicare, Medicaid, and private insurance

Note: Weights for the above components are those used for the comprehensive All commodities index.

Table 14. Producer price indexes and percentage changes for net inputs to industries, excluding capital investment, labor, and imports; not seasonally adjusted
 [September 2023, Index base December 2014=100, unless otherwise indicated]

Title	Other index base	Commodity code		Unadjusted index ¹					Unadjusted 1-month percent change ¹	Unadjusted 12-month percent change ¹
		Group code	Item code	May 2023	June 2023 ^P	July 2023 ^P	Aug. 2023 ^P	Sept. 2023 ^P		
Construction										
Inputs to construction industries, excluding capital investment, labor, and imports.....	06/86	IP	230000	147.896	148.011	148.684	150.403	150.832	0.3	0.5
Inputs to construction industries, goods.....		IP	2300001	317.005	316.897	317.520	323.217	323.940	0.2	0.3
Inputs to construction industries, energy.....		IP	23000012	139.402	138.803	138.200	159.584	162.478	1.8	-4.8
Inputs to construction industries, goods less foods and energy.....		IP	23000013	150.807	150.818	151.215	151.770	151.820	0.0	1.0
Inputs to construction industries, services.....		IP	2300002	145.173	145.610	147.022	146.865	147.464	0.4	0.7
Inputs to construction industries, trade services ²		IP	23000021	152.808	153.854	156.948	156.201	157.037	0.5	1.2
Inputs to construction industries, transportation and warehousing services.....		IP	23000022	131.339	130.362	129.543	129.737	129.887	0.1	-10.4
Inputs to construction industries, services less trade, transportation, and warehousing.....		IP	23000023	131.943	132.187	132.334	132.782	133.236	0.3	6.3
New construction										
Inputs to new construction, excluding capital investment, labor, and imports.....	06/86	IP	231000	148.705	148.838	149.420	151.078	151.425	0.2	0.5
Inputs to new construction, goods.....		IP	2310001	317.623	317.634	318.177	323.806	324.420	0.2	0.4
Inputs to new construction, energy.....		IP	23100012	138.624	138.398	137.707	159.468	162.070	1.6	-4.2
Inputs to new construction, goods less foods and energy.....		IP	23100013	151.748	151.777	152.137	152.745	152.787	0.0	1.1
Inputs to new construction, services.....		IP	2310002	145.496	145.878	147.090	146.798	147.252	0.3	0.4
Inputs to new construction, trade services ²		IP	23100021	153.795	154.787	157.620	156.566	157.153	0.4	0.7
Inputs to new construction, transportation and warehousing services.....		IP	23100022	131.339	130.362	129.543	129.737	129.887	0.1	-10.4
Inputs to new construction, services less trade, transportation, and warehousing.....		IP	23100023	131.859	132.102	132.272	132.645	133.044	0.3	6.0
Inputs to residential construction industries, excluding capital investment, labor, and imports.....		06/86	IP	231100	145.243	145.463	146.522	148.045	148.710	0.4
Inputs to residential construction industries, goods.....	IP		2311001	309.895	309.637	310.263	315.035	315.582	0.2	0.3
Inputs to residential construction industries, energy.....	IP		23110012	131.576	131.810	131.333	150.143	152.689	1.7	-4.3
Inputs to residential construction industries, goods less foods and energy.....	IP		23110013	149.575	149.417	149.792	150.439	150.475	0.0	0.9
Inputs to residential construction industries, services.....	IP		2311002	142.374	143.112	145.327	145.723	147.003	0.9	1.7
Inputs to residential construction industries, trade services ²	IP		23110021	146.872	148.265	152.313	152.695	154.674	1.3	3.0
Inputs to residential construction industries, transportation and warehousing services.....	IP		23110022	131.339	130.362	129.543	129.737	129.887	0.1	-10.4
Inputs to residential construction industries, services less trade, transportation, and warehousing.....	IP		23110023	134.467	134.709	134.788	135.281	135.723	0.3	6.1
Inputs to single family residential construction, excluding capital investment, labor, and imports.....	06/86		IP	231110	143.990	144.201	145.197	146.512	147.236	0.5
Inputs to single family residential construction, goods.....		IP	2311101	145.253	145.078	145.314	147.148	147.388	0.2	0.0
Inputs to single family residential construction, energy.....		IP	23111012	135.136	135.769	135.325	153.976	156.501	1.6	-4.1
Inputs to single family residential construction, goods less foods and energy.....		IP	23111013	149.293	149.055	149.345	149.993	150.072	0.1	0.3
Inputs to single family residential construction, services.....		IP	2311102	142.124	142.896	144.997	145.558	146.986	1.0	1.7
Inputs to single family residential construction, trade services ²		IP	23111021	146.736	148.070	151.725	152.372	154.414	1.3	3.1
Inputs to single family residential construction, transportation and warehousing services.....		IP	23111022	131.339	130.362	129.543	129.737	129.887	0.1	-10.4
Inputs to single family residential construction, services less trade, transportation, and warehousing.....		IP	23111023	137.121	137.471	137.394	137.942	138.575	0.5	6.9
Inputs to multifamily residential construction, excluding capital investment, labor, and imports.....		06/86	IP	231120	146.618	146.968	148.113	149.601	150.325	0.5
Inputs to multifamily residential construction, goods.....	IP		2311201	150.114	150.067	150.300	152.560	152.773	0.1	1.6
Inputs to multifamily residential construction, energy.....	IP		23112012	137.888	137.962	137.111	156.020	158.564	1.6	-4.5
Inputs to multifamily residential construction, goods less foods and energy.....	IP		23112013	153.532	153.475	153.801	154.719	154.741	0.0	2.2
Inputs to multifamily residential construction, services.....	IP		2311202	142.393	143.305	145.749	146.148	147.602	1.0	1.7
Inputs to multifamily residential construction, trade services ²	IP		23112021	146.394	148.042	152.669	153.065	155.409	1.5	3.2
Inputs to multifamily residential construction, transportation and warehousing services.....	IP		23112022	131.339	130.362	129.543	129.737	129.887	0.1	-10.4
Inputs to multifamily residential construction, services less trade, transportation, and warehousing.....	IP		23112023	127.997	128.404	128.428	128.881	129.298	0.3	6.0
Inputs to other residential construction, excluding capital investment, labor, and imports.....	06/86		IP	231130	144.229	144.461	145.517	147.122	147.695	0.4
Inputs to other residential construction, goods.....		IP	2311301	145.790	145.711	146.060	148.498	148.705	0.1	0.4
Inputs to other residential construction, energy.....		IP	23113012	132.141	132.231	131.735	150.874	153.464	1.7	-4.4
Inputs to other residential construction, goods less foods and energy.....		IP	23113013	147.318	147.220	147.662	148.270	148.216	0.0	1.1
Inputs to other residential construction, services.....		IP	2311302	142.119	142.818	144.942	145.295	146.419	0.8	1.8
Inputs to other residential construction, trade services ²	IP	23113021	147.616	149.040	153.185	153.487	155.417	1.3	3.0	

See footnotes at end of table.

Table 14. Producer price indexes and percentage changes for net inputs to industries, excluding capital investment, labor, and imports; not seasonally adjusted — Continued
 [September 2023, Index base December 2014=100, unless otherwise indicated]

Title	Other index base	Commodity code		Unadjusted index ¹					Unadjusted 1-month percent change ¹	Unadjusted 12-month percent change ¹	
		Group code	Item code	May 2023	June 2023 ^P	July 2023 ^P	Aug. 2023 ^P	Sept. 2023 ^P	Aug. to Sept. ^P	Sept. 2022 to Sept. 2023 ^P	
Inputs to other residential construction, transportation and warehousing services.....	06/10	IP	23113022	131.339	130.362	129.543	129.737	129.887	0.1	-10.4	
Inputs to other residential construction, services less trade, transportation, and warehousing.....		IP	23113023	125.058	125.234	125.331	125.773	126.001	0.2	5.5	
Inputs to nonresidential construction, excluding capital investment, labor, and imports.....		IP	231200	148.967	149.043	149.387	151.000	151.202	0.1	0.4	
Inputs to nonresidential construction, goods.....		IP	2312001	160.157	160.226	160.561	163.385	163.714	0.2	0.6	
Inputs to nonresidential construction, energy.....		IP	23120012	139.052	138.427	137.823	159.200	162.093	1.8	-4.9	
Inputs to nonresidential construction, goods less foods and energy.....		IP	23120013	151.687	151.829	152.247	152.800	152.820	0.0	1.4	
Inputs to nonresidential construction, services.....		IP	2312002	146.896	146.997	147.407	146.730	146.693	0.0	-0.2	
Inputs to nonresidential construction, trade services ²		IP	23120021	163.591	164.097	165.304	162.915	162.035	-0.5	-1.3	
Inputs to nonresidential construction, transportation and warehousing services.....		IP	23120022	131.339	130.362	129.543	129.737	129.887	0.1	-10.4	
Inputs to nonresidential construction, services less trade, transportation, and warehousing.....		IP	23120023	125.321	125.514	125.747	126.093	126.621	0.4	6.2	
Inputs to commercial and healthcare structures, excluding capital investment, labor, and imports.....	06/10	IP	231210	150.954	150.993	151.071	152.072	152.191	0.1	0.2	
Inputs to commercial and healthcare structures, goods.....		IP	2312101	163.416	163.511	163.723	165.483	165.725	0.1	0.5	
Inputs to commercial and healthcare structures, energy.....		IP	23121012	136.213	136.607	136.132	155.353	157.955	1.7	-4.2	
Inputs to commercial and healthcare structures, goods less foods and energy.....		IP	23121013	153.518	153.585	153.831	154.193	154.246	0.0	0.9	
Inputs to commercial and healthcare structures, services.....		IP	2312102	148.667	148.577	148.344	147.685	147.526	-0.1	-0.8	
Inputs to commercial and healthcare structures, trade services ²		IP	23121021	168.185	168.153	167.910	165.238	163.987	-0.8	-2.5	
Inputs to commercial and healthcare structures, transportation and warehousing services.....		IP	23121022	131.339	130.362	129.543	129.737	129.887	0.1	-10.4	
Inputs to commercial and healthcare structures, services less trade, transportation, and warehousing.....		IP	23121023	126.282	126.563	126.631	127.140	127.664	0.4	6.7	
Inputs to commercial structures, excluding capital investment, labor, and imports.....		IP	231211	151.514	151.580	151.644	152.595	152.680	0.1	0.1	
Inputs to commercial structures, goods.....		IP	2312111	150.663	150.802	151.011	152.600	152.806	0.1	0.4	
Inputs to commercial structures, energy.....	IP	23121112	136.296	136.591	136.104	155.486	158.107	1.7	-4.3		
Inputs to commercial structures, goods less foods and energy.....	IP	23121113	153.800	153.929	154.192	154.503	154.535	0.0	0.8		
Inputs to commercial structures, services.....	IP	2312112	149.955	149.831	149.506	148.747	148.509	-0.2	-0.7		
Inputs to commercial structures, trade services ²	IP	23121121	170.239	170.081	169.544	166.523	165.021	-0.9	-2.5		
Inputs to commercial structures, transportation and warehousing services.....	IP	23121122	131.339	130.362	129.543	129.737	129.887	0.1	-10.4		
Inputs to commercial structures, services less trade, transportation, and warehousing.....	IP	23121123	129.785	130.063	130.129	130.621	131.128	0.4	6.4		
Inputs to healthcare structures, excluding capital investment, labor, and imports.....	06/10	IP	231212	150.430	150.432	150.586	151.699	151.871	0.1	0.1	
Inputs to healthcare structures, goods.....		IP	2312121	150.031	150.039	150.229	151.962	152.210	0.2	0.5	
Inputs to healthcare structures, energy.....		IP	23121212	136.133	136.719	136.266	155.125	157.676	1.6	-4.1	
Inputs to healthcare structures, goods less foods and energy.....		IP	23121213	153.031	152.996	153.237	153.737	153.819	0.1	0.9	
Inputs to healthcare structures, services.....		IP	2312122	148.086	148.077	148.134	147.671	147.650	0.0	-0.9	
Inputs to healthcare structures, trade services ²		IP	23121221	163.838	164.101	164.659	162.682	161.937	-0.5	-2.0	
Inputs to healthcare structures, transportation and warehousing services.....		IP	23121222	131.339	130.362	129.543	129.737	129.887	0.1	-10.4	
Inputs to healthcare structures, services less trade, transportation, and warehousing.....		IP	23121223	127.569	127.822	127.901	128.404	128.895	0.4	6.7	
Inputs to industrial structures, excluding capital investment, labor, and imports.....		06/10	IP	231220	149.234	149.120	149.214	150.531	150.680	0.1	1.3
Inputs to industrial structures, goods.....			IP	2312201	156.212	156.209	156.405	158.984	159.426	0.3	2.2
Inputs to industrial structures, energy.....	IP		23122012	137.787	137.572	137.020	157.488	160.256	1.8	-4.6	
Inputs to industrial structures, goods less foods and energy.....	IP		23122013	147.934	147.951	148.204	148.939	149.134	0.1	2.9	
Inputs to industrial structures, services.....	IP		2312202	150.643	150.269	150.149	148.822	148.338	-0.3	-0.7	
Inputs to industrial structures, trade services ²	IP		23122021	171.334	170.756	170.179	165.713	163.905	-1.1	-1.8	
Inputs to industrial structures, transportation and warehousing services.....	IP		23122022	131.339	130.362	129.543	129.737	129.887	0.1	-10.4	
Inputs to industrial structures, services less trade, transportation, and warehousing.....	IP		23122023	126.030	126.049	126.485	126.750	126.930	0.1	5.1	
Inputs to other nonresidential construction, excluding capital investment, labor, and imports.....	06/10		IP	231230	148.022	148.159	148.579	150.394	150.655	0.2	0.4
Inputs to other nonresidential construction, goods.....			IP	2312301	158.545	158.660	159.006	162.133	162.530	0.2	0.5
Inputs to other nonresidential construction, energy.....		IP	23123012	135.847	135.464	134.838	154.518	157.413	1.9	-5.2	
Inputs to other nonresidential construction, goods less foods and energy.....		IP	23123013	151.099	151.275	151.734	152.343	152.365	0.0	1.5	
Inputs to other nonresidential construction, services.....		IP	2312302	145.807	146.005	146.629	146.012	146.029	0.0	0.0	
Inputs to other nonresidential construction, trade services ²	IP	23123021	161.629	162.364	164.090	161.953	161.249	-0.4	-0.9		

See footnotes at end of table.

Table 14. Producer price indexes and percentage changes for net inputs to industries, excluding capital investment, labor, and imports; not seasonally adjusted — Continued
 [September 2023, Index base December 2014=100, unless otherwise indicated]

Title	Other index base	Commodity code		Unadjusted index ¹					Unadjusted 1-month percent change ¹	Unadjusted 12-month percent change ¹
		Group code	Item code	May 2023	June 2023 ^P	July 2023 ^P	Aug. 2023 ^P	Sept. 2023 ^P	Aug. to Sept. ^P	Sept. 2022 to Sept. 2023 ^P
Inputs to other nonresidential construction, transportation and warehousing services.....		IP	23123022	131.339	130.362	129.543	129.737	129.887	0.1	-10.4
Inputs to other nonresidential construction, services less trade, transportation, and warehousing.....		IP	23123023	124.898	125.084	125.322	125.631	126.147	0.4	6.0
Inputs to highways and streets, excluding capital investment, labor, and imports.....		IP	231231	145.903	146.155	146.593	148.492	148.668	0.1	0.9
Inputs to highways and streets, goods.....		IP	2312311	145.743	146.008	146.377	149.316	149.612	0.2	1.3
Inputs to highways and streets, energy.....		IP	23123112	140.582	139.422	138.750	161.268	164.315	1.9	-5.2
Inputs to highways and streets, goods less foods and energy....		IP	23123113	149.904	150.347	150.851	151.495	151.465	0.0	2.4
Inputs to highways and streets, services.....		IP	2312312	144.116	144.330	144.949	143.984	143.835	-0.1	-0.1
Inputs to highways and streets, trade services ²		IP	23123121	163.374	164.140	165.899	162.837	161.594	-0.8	-1.1
Inputs to highways and streets, transportation and warehousing services.....		IP	23123122	128.587	127.630	126.829	127.018	127.165	0.1	-10.4
Inputs to highways and streets, services less trade, transportation, and warehousing.....		IP	23123123	124.390	124.614	124.841	125.169	125.792	0.5	6.6
Inputs to power and communication structures, excluding capital investment, labor, and imports.....		IP	231232	145.557	145.632	146.070	148.208	148.238	0.0	-0.1
Inputs to power and communication structures, goods.....		IP	2312321	148.806	148.759	149.026	153.063	153.125	0.0	-0.6
Inputs to power and communication structures, energy.....		IP	23123212	135.354	134.799	134.191	152.260	154.471	1.5	-3.3
Inputs to power and communication structures, goods less foods and energy.....		IP	23123213	151.546	151.619	152.090	152.829	152.386	-0.3	0.3
Inputs to power and communication structures, services.....		IP	2312322	141.058	141.300	141.973	141.491	141.478	0.0	0.8
Inputs to power and communication structures, trade services ²		IP	23123221	159.252	160.121	161.937	160.136	159.503	-0.4	-0.8
Inputs to power and communication structures, transportation and warehousing services.....		IP	23123222	131.339	130.362	129.543	129.737	129.887	0.1	-10.4
Inputs to power and communication structures, services less trade, transportation, and warehousing.....		IP	23123223	122.963	123.045	123.299	123.439	123.728	0.2	4.5
Inputs to educational and vocational structures, excluding capital investment, labor, and imports.....		IP	231233	150.084	150.019	150.277	151.413	151.600	0.1	0.2
Inputs to educational and vocational structures, goods.....		IP	2312331	149.773	149.705	150.008	151.743	151.985	0.2	0.5
Inputs to educational and vocational structures, energy.....		IP	23123312	130.816	131.238	130.786	149.144	151.626	1.7	-4.2
Inputs to educational and vocational structures, goods less foods and energy.....		IP	23123313	151.664	151.561	151.919	152.440	152.519	0.1	0.9
Inputs to educational and vocational structures, services.....		IP	2312332	148.213	148.156	148.299	147.924	147.966	0.0	-0.6
Inputs to educational and vocational structures, trade services ²		IP	23123321	162.714	162.840	163.520	161.891	161.351	-0.3	-1.3
Inputs to educational and vocational structures, transportation and warehousing services.....		IP	23123322	131.339	130.362	129.543	129.737	129.887	0.1	-10.4
Inputs to educational and vocational structures, services less trade, transportation, and warehousing.....		IP	23123323	127.076	127.335	127.479	127.967	128.466	0.4	6.7
Inputs to other misc. nonresidential construction, excluding capital investment, labor, and imports.....		IP	231234	147.659	147.694	148.043	149.742	150.072	0.2	0.3
Inputs to other misc. nonresidential construction, goods.....		IP	2312341	146.222	146.158	146.281	148.975	149.377	0.3	0.5
Inputs to other misc. nonresidential construction, energy.....		IP	23123412	138.694	138.056	137.441	158.779	161.727	1.9	-5.1
Inputs to other misc. nonresidential construction, goods less foods and energy.....		IP	23123413	150.585	150.589	150.805	151.298	151.400	0.1	1.2
Inputs to other misc. nonresidential construction, services.....		IP	2312342	145.935	146.183	146.996	146.536	146.702	0.1	-0.2
Inputs to other misc. nonresidential construction, trade services ²		IP	23123421	159.389	160.293	162.507	160.811	160.536	-0.2	-0.6
Inputs to other misc. nonresidential construction, transportation and warehousing services.....		IP	23123422	131.339	130.362	129.543	129.737	129.887	0.1	-10.4
Inputs to other misc. nonresidential construction, services less trade, transportation, and warehousing.....		IP	23123423	124.943	125.121	125.355	125.696	126.214	0.4	6.0
Maintenance and repair construction										
Inputs to maintenance and repair construction, excluding capital investment, labor, and imports.....		IP	232000	144.300	144.389	145.111	147.057	147.686	0.4	0.6
Inputs to maintenance and repair construction, goods.....	06/86	IP	2320001	323.557	323.083	323.437	329.603	330.335	0.2	-0.2
Inputs to maintenance and repair construction, energy.....		IP	23200012	147.381	145.393	144.270	170.761	173.925	1.9	-5.6
Inputs to maintenance and repair construction, goods less foods and energy.....		IP	23200013	147.984	147.952	148.248	148.600	148.640	0.0	0.6
Inputs to maintenance and repair construction, services.....		IP	2320002	142.819	143.437	145.147	145.655	146.811	0.8	1.9
Inputs to maintenance and repair construction, trade services ²		IP	23200021	150.162	151.129	154.215	154.694	156.246	1.0	2.9
Inputs to maintenance and repair construction, transportation and warehousing services.....		IP	23200022	131.339	130.362	129.543	129.737	129.887	0.1	-10.4
Inputs to maintenance and repair construction, services less trade, transportation, and warehousing.....		IP	23200023	124.853	125.381	125.336	125.993	126.711	0.6	6.3
Inputs to residential maintenance and repair, excluding capital investment, labor, and imports.....		IP	232100	142.580	142.601	143.607	145.135	145.891	0.5	1.2
Inputs to residential maintenance and repair, goods.....	06/86	IP	2321001	303.238	302.520	302.841	306.984	307.454	0.2	0.0
Inputs to residential maintenance and repair, energy.....		IP	23210012	146.364	143.916	143.107	168.753	172.259	2.1	-6.0

See footnotes at end of table.

Table 14. Producer price indexes and percentage changes for net inputs to industries, excluding capital investment, labor, and imports; not seasonally adjusted — Continued
 [September 2023, Index base December 2014=100, unless otherwise indicated]

Title	Other index base	Commodity code		Unadjusted index ¹					Unadjusted 1-month percent change ¹	Unadjusted 12-month percent change ¹
		Group code	Item code	May 2023	June 2023 ^P	July 2023 ^P	Aug. 2023 ^P	Sept. 2023 ^P	Aug. to Sept. ^P	Sept. 2022 to Sept. 2023 ^P
Inputs to residential maintenance and repair, goods less foods and energy.....		IP	23210013	146.396	146.197	146.420	146.758	146.755	0.0	0.5
Inputs to residential maintenance and repair, services.....		IP	2321002	143.423	143.934	146.111	147.076	148.564	1.0	2.7
Inputs to residential maintenance and repair, trade services ²		IP	23210021	148.120	148.947	152.210	153.433	155.503	1.3	3.9
Inputs to residential maintenance and repair, transportation and warehousing services.....		IP	23210022	131.339	130.362	129.543	129.737	129.887	0.1	-10.4
Inputs to residential maintenance and repair, services less trade, transportation, and warehousing.....		IP	23210023	132.731	132.886	132.961	133.448	133.697	0.2	5.6
Inputs to nonresidential maintenance and repair, excluding capital investment, labor, and imports.....		IP	232200	145.145	145.175	145.778	147.802	148.297	0.3	0.3
Inputs to nonresidential maintenance and repair, goods.....	06/86	IP	2322001	328.558	328.054	328.387	335.090	335.874	0.2	-0.4
Inputs to nonresidential maintenance and repair, energy.....		IP	23220012	146.715	144.297	143.448	169.023	172.522	2.1	-6.0
Inputs to nonresidential maintenance and repair, goods less foods and energy.....		IP	23220013	148.465	148.497	148.766	149.120	149.101	0.0	0.5
Inputs to nonresidential maintenance and repair, services.....		IP	2322002	143.371	143.903	145.403	145.541	146.326	0.5	1.3
Inputs to nonresidential maintenance and repair, trade services ²		IP	23220021	151.909	152.953	155.838	155.756	156.849	0.7	2.1
Inputs to nonresidential maintenance and repair, transportation and warehousing services.....		IP	23220022	131.339	130.362	129.543	129.737	129.887	0.1	-10.4
Inputs to nonresidential maintenance and repair, services less trade, transportation, and warehousing.....		IP	23220023	125.420	125.694	125.794	126.255	126.746	0.4	6.7
Manufacturing³										
Inputs to 325510, paint and coating manufacturing, excluding capital investment, labor, and imports.....	03/13	IP	325510	127.738	127.029	124.991	125.917	126.166	0.2	-4.2
Inputs to 325510, goods.....	03/13	IP	3255101	123.693	123.141	120.847	122.040	122.348	0.3	-4.1
Inputs to 325510, energy.....	03/13	IP	32551012	102.331	106.480	106.570	114.334	115.381	0.9	-0.8
Inputs to 325510, goods less foods and energy.....	03/13	IP	32551013	124.880	124.175	121.794	122.781	123.066	0.2	-4.3
Inputs to 325510, services.....	03/13	IP	3255102	145.424	143.680	143.602	142.583	142.408	-0.1	-4.4
Inputs to 325510, trade services ²	03/13	IP	32551021	154.184	151.513	152.136	149.351	148.425	-0.6	-2.2
Inputs to 325510, transportation and warehousing services.....	03/13	IP	32551022	131.816	130.907	130.259	130.730	131.176	0.3	-6.1
Inputs to 326100, plastics products manufacturing, excluding capital investment, labor, and imports.....	03/14	IP	326100	122.567	121.424	118.909	118.621	119.194	0.5	-7.1
Inputs to 326100, goods.....	03/14	IP	3261001	117.041	115.882	112.949	112.457	113.048	0.5	-8.7
Inputs to 326100, energy.....	03/14	IP	32610012	121.141	129.165	130.421	133.498	133.929	0.3	3.3
Inputs to 326100, goods less foods and energy.....	03/14	IP	32610013	116.793	114.998	111.773	111.034	111.636	0.5	-9.5
Inputs to 326100, services.....	03/14	IP	3261002	142.411	141.461	141.516	142.400	142.820	0.3	-0.1
Inputs to 326100, trade services ²	03/14	IP	32610021	156.813	154.747	155.430	156.599	156.718	0.1	-0.3
Inputs to 326100, transportation and warehousing services.....	03/14	IP	32610022	122.962	122.203	121.654	121.944	122.284	0.3	-7.3
Inputs to 326100, services less trade, transportation, and warehousing.....	03/14	IP	32610023	128.234	128.701	128.578	129.641	130.514	0.7	9.7
Inputs to 333130, mining and oil and gas field machinery mfg, excluding capital investment, labor, and imports.....	04/14	IP	333130	146.452	146.251	144.621	143.820	142.706	-0.8	-1.7
Inputs to 333130, goods.....	04/14	IP	3331301	136.463	136.480	134.660	134.279	133.107	-0.9	-2.1
Inputs to 333130, energy.....	04/14	IP	33313012	107.891	116.102	116.332	117.427	121.811	3.7	-6.0
Inputs to 333130, goods less foods and energy.....	04/14	IP	33313013	137.350	137.166	135.293	134.875	133.565	-1.0	-1.9
Inputs to 333130, services.....	04/14	IP	3331302	162.690	161.830	160.955	158.932	158.109	-0.5	-0.5
Inputs to 333130, trade services ²	04/14	IP	33313021	182.552	180.580	177.833	172.271	170.759	-0.9	-1.0
Inputs to 333130, transportation and warehousing services.....	04/14	IP	33313022	120.280	120.283	119.603	119.046	118.476	-0.5	-9.1
Inputs to 333130, services less trade, transportation, and warehousing.....	04/14	IP	33313023	148.120	147.878	148.914	149.722	149.547	-0.1	7.8
Inputs to 336111, automobile manufacturing, excluding capital investment, labor, and imports.....	02/14	IP	336111	134.471	133.979	134.407	134.876	135.353	0.4	2.8
Inputs to 336111, goods.....	02/14	IP	3361111	119.034	119.015	119.286	119.212	119.264	0.0	1.9
Inputs to 336111, goods less foods and energy.....	02/14	IP	33611113	119.034	119.015	119.286	119.212	119.264	0.0	1.9
Inputs to 336111, services.....	02/14	IP	3361112	171.900	168.998	170.137	173.403	176.031	1.5	6.3
Inputs to 336111, trade services ²	02/14	IP	33611121	175.391	172.244	173.659	177.335	180.294	1.7	8.3
Inputs to 336111, transportation and warehousing services.....	02/14	IP	33611122	133.412	132.419	131.587	131.784	131.936	0.1	-10.4
Inputs to 336411, airplane manufacturing, excluding capital investment, labor, and imports.....	02/14	IP	336411	129.504	129.483	129.227	129.413	129.258	-0.1	2.4
Inputs to 336411, goods.....	02/14	IP	3364111	121.701	121.775	121.500	121.587	121.254	-0.3	2.1
Inputs to 336411, energy.....	02/14	IP	33641112	107.870	115.959	114.841	116.484	126.039	8.2	3.2
Inputs to 336411, goods less foods and energy.....	02/14	IP	33641113	121.950	122.004	121.731	121.815	121.459	-0.3	2.1
Inputs to 336411, services.....	02/14	IP	3364112	156.906	156.524	156.342	156.903	157.430	0.3	3.3
Inputs to 336411, trade services ²	02/14	IP	33641121	178.445	175.714	175.129	176.092	177.563	0.8	5.3
Inputs to 336411, transportation and warehousing services.....	02/14	IP	33641122	132.518	131.532	130.706	130.901	131.052	0.1	-10.4
Inputs to 336411, services less trade, transportation, and warehousing.....	02/14	IP	33641123	133.677	134.528	134.664	135.041	135.136	0.1	4.8

See footnotes at end of table.

Table 14. Producer price indexes and percentage changes for net inputs to industries, excluding capital investment, labor, and imports; not seasonally adjusted — Continued
 [September 2023, Index base December 2014=100, unless otherwise indicated]

Title	Other index base	Commodity code		Unadjusted index ¹					Unadjusted 1-month percent change ¹	Unadjusted 12-month percent change ¹
		Group code	Item code	May 2023	June 2023 ^p	July 2023 ^p	Aug. 2023 ^p	Sept. 2023 ^p	Aug. to Sept. ^p	Sept. 2022 to Sept. 2023 ^p
Inputs to 336611, ship building and repairing, excluding capital investment, labor, and imports.....	02/14	IP	336611	144.510	144.830	144.585	144.506	144.286	-0.2	2.5
Inputs to 336611, goods.....	02/14	IP	3366111	136.250	136.496	136.099	135.992	135.689	-0.2	1.3
Inputs to 336611, energy.....	02/14	IP	33661112	127.447	138.121	138.713	138.987	139.921	0.7	0.8
Inputs to 336611, goods less foods and energy.....	02/14	IP	33661113	136.505	136.369	135.936	135.814	135.467	-0.3	1.3
Inputs to 336611, services.....	02/14	IP	3366112	157.772	158.225	158.272	158.248	158.187	0.0	5.0
Inputs to 336611, trade services ²	02/14	IP	33661121	183.726	182.284	179.508	176.744	175.421	-0.7	-2.2
Inputs to 336611, transportation and warehousing services.....	02/14	IP	33661122	125.540	126.450	125.811	124.488	123.179	-1.1	-7.9
Inputs to 336611, services less trade, transportation, and warehousing.....	02/14	IP	33661123	147.764	148.405	149.018	149.660	150.023	0.2	9.2
Services³										
Inputs to 484000, truck transportation, excluding capital investment, labor, and imports.....	03/14	IP	484000	132.769	130.563	128.032	140.999	143.454	1.7	-9.1
Inputs to 484000, goods.....	03/14	IP	4840001	118.717	112.772	106.433	138.369	144.022	4.1	-17.7
Inputs to 484000, energy.....	03/14	IP	48400012	114.329	108.245	101.738	134.444	140.227	4.3	-18.3
Inputs to 484000, goods less foods and energy.....	03/14	IP	48400013	111.957	111.890	112.133	112.143	112.233	0.1	1.2
Inputs to 484000, services.....	03/14	IP	4840002	137.498	137.958	138.153	137.526	137.678	0.1	0.5
Inputs to 484000, trade services ²	03/14	IP	48400021	179.039	179.856	178.174	181.898	178.330	-2.0	-0.6
Inputs to 484000, transportation and warehousing services.....	03/14	IP	48400022	130.956	131.270	131.933	129.703	130.997	1.0	-1.9
Inputs to 484000, services less trade, transportation, and warehousing.....	03/14	IP	48400023	125.104	125.636	125.834	126.057	125.874	-0.1	3.6
Inputs to 621A00, offices of health practitioners, excluding capital investment, labor, and imports.....	03/13	IP	621A00	132.615	133.208	133.798	133.855	133.947	0.1	3.5
Inputs to 621A00, goods.....	03/13	IP	621A001	141.241	142.062	142.371	142.422	142.411	0.0	2.0
Inputs to 621A00, energy.....	03/13	IP	621A0012	132.623	143.833	144.625	144.757	144.779	0.0	3.5
Inputs to 621A00, goods less foods and energy.....	03/13	IP	621A0013	142.420	142.461	142.734	142.780	142.766	0.0	1.9
Inputs to 621A00, services.....	03/13	IP	621A002	129.593	130.098	130.801	130.861	130.995	0.1	4.3
Inputs to 621A00, trade services ²	03/13	IP	621A0021	148.920	145.043	151.278	150.147	151.347	0.8	0.8
Inputs to 621A00, transportation and warehousing services.....	03/13	IP	621A0022	116.854	121.918	121.653	116.981	112.444	-3.9	-1.2
Inputs to 621A00, services less trade, transportation and warehousing.....	03/13	IP	621A0023	124.675	125.543	125.601	125.955	126.110	0.1	5.1
Inputs to 813000, membership associations and organizations, excluding capital investment, labor, and imports.....	05/14	IP	813000	159.317	159.732	161.507	164.390	165.153	0.5	9.9
Inputs to 813000, goods.....	05/14	IP	8130001	139.814	141.444	141.175	152.644	154.118	1.0	-0.5
Inputs to 813000, energy.....	05/14	IP	81300012	142.778	145.308	144.833	162.550	164.669	1.3	-2.6
Inputs to 813000, goods less foods and energy.....	05/14	IP	81300013	136.594	136.602	136.704	136.896	137.209	0.2	4.1
Inputs to 813000, services.....	05/14	IP	8130002	159.869	160.129	162.168	163.974	164.650	0.4	11.6
Inputs to 813000, trade services ²	05/14	IP	81300021	137.839	140.009	141.476	143.912	145.327	1.0	5.8
Inputs to 813000, transportation and warehousing services.....	05/14	IP	81300022	132.724	132.503	135.359	135.848	136.079	0.2	6.9
Inputs to 813000, services less trade, transportation, and warehousing.....	05/14	IP	81300023	161.500	161.768	163.752	165.634	166.329	0.4	12.0
Inputs to 813000, maintenance and repair construction.....	05/14	IP	8130003	135.097	135.241	135.382	135.458	135.463	0.0	3.9

¹ All indexes are subject to revision for 4 months after their originally scheduled publication to incorporate late reports and corrections by survey respondents.

² Trade indexes measure changes in margins received by wholesalers and retailers.

³ PPI data for these Net Inputs to Industry Indexes are organized by Bureau of Economic Analysis (BEA) Industry code. The set of products included in an industry input index and the weights for each commodity included in the index are derived from the BEA's Input-Output Accounts Use of Commodities by Industry table in conjunction with U.S. Census Bureau revenue data. For more information, visit <https://www.bls.gov/ppi/notices/2015/updated-inputs-to-industry-producer-price-indexes.htm> online.

p Preliminary

Technical Note

Brief Explanation of Producer Price Indexes

The Producer Price Index (PPI) of the Bureau of Labor Statistics (BLS) is a family of indexes that measures the average change over time in prices received (price changes) by producers for domestically produced goods, services, and construction. PPIs measure price change from the perspective of the seller. This contrasts with other measures, such as the Consumer Price Index (CPI). CPIs measure price change from the purchaser's perspective.

More than 10,000 PPIs for individual products and groups of products are released each month. PPIs are available for the products of virtually every industry in the mining and manufacturing sectors. Over time, new PPIs have been introduced for products of industries in the services and construction sectors of the U.S. economy. As of January 2023, the PPI covered 69 percent of services as measured by 2017 Census revenue, and 17 percent of construction.

More than 64,000 price quotations per month are organized into three sets of PPIs: (1) Final demand-Intermediate demand (FD-ID) indexes, (2) commodity indexes, and (3) indexes for the net output of industries and their products. The FD-ID structure organizes products by class of buyer and degree of fabrication as well as by stage of production. The commodity structure organizes products by similarity of end use or product type. The entire output of various industries is sampled to derive price indexes for the net output of industries and their products.

Final Demand–Intermediate Demand Indexes

The PPI FD-ID structure measures price change for goods, services, and construction sold to final demand and to intermediate demand. The FD-ID system replaced the PPI stage-of-processing (SOP) system as PPI's primary aggregation model with the release of data for January 2014. The FD-ID model expands coverage beyond that of the SOP system through the addition of services, construction, exports, and government purchases.

Compared with finished goods under the SOP system, the PPI for final demand goods includes nearly a 50 percent expansion of coverage. This increase can be traced to the addition of government purchases and exports. For overall final demand, expansion to include final demand services represents an even larger increase in coverage. In December 2022, final demand goods were about 30.7 percent of overall final demand, final demand services were roughly 66.6 percent, and final demand construction was about 2.7 percent of final demand. Within intermediate demand, coverage of services for intermediate demand resulted in about a 45 percent increase in coverage of the intermediate demand portion of the economy.

FD-ID indexes are constructed from commodity-based producer output price indexes. Commodities are allocated to aggregate indexes primarily based on the type of buyer. The main source of data used to determine the type of buyer is the "Use of commodities by industries, before redefinition," table

from the Benchmark Input-Output Accounts of the U.S. In many cases, the same commodity is purchased by different types of buyers. As a result, commodities are often included in several FD-ID indexes. For example, regular gasoline is purchased for personal consumption, export, government use, and business use. The PPI program publishes only one commodity index for regular gasoline (wpu057104), reflecting sales to all types of buyers, and this index is used in all aggregations regardless of whether the gasoline is sold for personal consumption, as an export, to government, or to businesses. Proportions based on BEA "Use of Commodities" data are used to allocate the correct portion of the total weight of gasoline to each use category. In cases when buyer type is an important price determining characteristic, indexes are created based on specific buyer type. For example, within the PPI category for loan services, separate indexes for consumer loans and business loans were constructed. For more information relating to the FD-ID structure, see "A new, experimental system of indexes from the PPI program" in the February 2011 *Monthly Labor Review*.

Final Demand: The final demand portion of the FD-ID structure measures price change for commodities sold for personal consumption, capital investment, government, and export. The system is composed of six main price indexes: final demand goods; final demand trade services; final demand transportation and warehousing services; final demand services less trade, transportation, and warehousing; final demand construction; and overall final demand.

The final demand goods index measures price change for both unprocessed and processed goods sold to final demand. Fresh fruits sold to consumers and computers sold for capital investment are examples of transactions included in the final demand goods price index. The final demand trade services index measures price change for the retailing and wholesaling of merchandise sold to final demand, generally without transformation. (Trade indexes measure changes in margins received by wholesalers and retailers.) The final demand transportation and warehousing services index tracks price change for transportation of passengers, as well as, transportation of cargo sold to final demand, and also includes prices for warehousing and storage of goods sold to final demand. The final demand services less trade, transportation, and warehousing index measures price change for all services other than trade and transportation sold to final demand. Publishing, banking, lodging, and health care are examples of these services. The final demand construction index tracks price change for new construction, as well as maintenance and repair construction sold to final demand. Construction of office buildings is an example of a commodity that would be included in the final demand construction index. Lastly, the overall final demand index tracks price change for all types of commodities sold to final demand by combining the five final demand component indexes described above.

Intermediate Demand: The intermediate demand portion of the FD-ID system tracks price change for goods, services, and construction products sold to businesses as inputs to

production, excluding capital investment. The system includes two parallel treatments of intermediate demand. The first treatment organizes intermediate demand commodities by type. The second organizes intermediate demand commodities into production stages, with the explicit goal of developing a forward-flow model of production and price change.

The intermediate demand by commodity type portion of the system organizes commodities by similarity of product. The system is composed of six main price indexes: unprocessed goods for intermediate demand; processed goods for intermediate demand; intermediate demand trade services; intermediate demand transportation and warehousing services; intermediate demand services less trade, transportation, and warehousing; and intermediate demand construction.

The unprocessed goods for intermediate demand price index measures price change for goods sold to businesses as inputs to production that have undergone no fabrication. Crude petroleum sold to refineries is an example of an unprocessed good sold to intermediate demand. The processed goods for intermediate demand index tracks price change for fabricated goods sold as business inputs. Examples include car parts sold to car manufacturers and gasoline sold to trucking companies. The index for trade services for intermediate demand measures price change for the services of retailing and wholesaling goods purchased by businesses as inputs to production. The intermediate demand transportation and warehousing services index measures price change for business travel, as well as, transportation and warehousing of cargo sold to intermediate demand. The intermediate demand services less trade, transportation, and warehousing index measures price change for services other than trade, transportation, and warehousing sold as inputs to production. Legal and accounting services purchased by businesses are examples of intermediate demand services excluding trade, transportation, and warehousing. Finally, the construction for intermediate demand index measures price change for construction purchased by firms as inputs to production. The index for construction for intermediate demand tracks price change for maintenance and repair construction purchased by firms.

The production flow treatment of intermediate demand is a stage-based system of price indexes. These indexes can be used to study price transmission across stages of production and final demand. This system is constructed in a manner that maximizes forward flow of production between stages, while minimizing back-flow of production. The production flow treatment contains four main indexes: intermediate demand stage 1, intermediate demand stage 2, intermediate demand stage 3, and intermediate demand stage 4.

Indexes for the four stages were developed by first assigning each industry in the economy to one of four stages of production, where industries assigned to the fourth stage primarily produce output consumed as final demand, industries in the third stage primarily produce output consumed by stage 4 industries, industries assigned to the second stage primarily produce output consumed by stage 3 industries, and industries assigned to the first stage produce output primarily consumed by stage 2 industries. The four indexes then track prices for the net inputs consumed by industries in each of the four stages of production. The stage 4

intermediate demand index, for example, tracks price change for inputs consumed, but not produced, by industries included in the fourth stage of production. Hence, the index tracks price change in inputs to industries that primarily produce final demand commodities (stage 4 producers primarily produce commodities sold to final demand).

Examples of heavily weighted goods-producing industries in stage 4 include the manufacture of light trucks and utility vehicles, automobiles, and pharmaceuticals. Retail trade, food service and drinking places, and hospitals are examples of heavily weighted service industries included in stage 4. Stage 4 also includes all new construction industries. Examples of goods consumed by stage 4 industries include motor vehicle parts, commercial electric power, plastic construction products, biological products, and beef and veal. Engineering services, machinery and equipment wholesaling, long distance motor carrying, and legal services constitute examples of services consumed by stage 4 industries.

Examples of highly weighted goods-producing industries included in stage 3 are motor vehicle parts manufacturing, animal (except poultry) slaughtering and processing, and semiconductor manufacturing. Services industries classified in stage 3 include wholesale trade; insurance carriers; architecture, engineering, and related services; and hotels and motels. Examples of goods consumed by stage 3 industries include slaughter steers and heifers, industrial electric power, and hot rolled steel bars, plates, and structural shapes. Services commonly consumed by stage 3 industries include commissions from sales of property and casualty insurance, business loans, temporary help services, and administrative and general management consulting services.

Petroleum refineries; electricity generation, transmission, and distribution; natural gas distribution; cattle ranching and farming; and plastic materials and resin manufacturing are among the goods-based industries assigned to stage 2. Services industries that are heavily weighted in stage 2 include management of companies and enterprises; non-depository credit intermediation; insurance agencies and brokerages; and services to buildings and dwellings. Goods commonly purchased by stage 2 industries include crude oil, natural gas, formula feeds, and primary basic organic chemicals. Services that are heavily weighted in the intermediate demand stage 2 index are legal services, business loans, and cellular phone and other wireless telecommunication.

Goods producing industries in stage 1 include oil and gas extraction, paper mills, and grain farming. Real estate, legal services, and advertising services are examples of highly weighted services industries included in stage 1. Examples of goods consumed by stage 1 industries are commercial and industrial electric power and gasoline. Services commonly consumed by stage 1 industries include solid waste collection, chemicals and allied products wholesaling, and guestroom or unit rental. It should be noted that all inputs purchased by stage 1 industries are by definition produced either within stage 1 or by latter stages of processing, leaving stage 1 less useful for price transmission analysis. For additional information on industry stage assignments, see www.bls.gov/ppi/fd-id/ppi-intermediate-demand-by-production-flow-industry-stage-assignments.htm.

Comparing the PPI with CPI

Although some data users utilize the PPI as a potential indicator of the Consumer Price Index (CPI), there are many reasons why the PPI and the CPI may diverge. The scope of the personal consumption portion of the PPI includes all marketable output sold by domestic producers for households. The scope of the CPI includes goods and services provided by business or government, where explicit user charges are paid by consumers. For example, the most heavily weighted item in the CPI, owners' equivalent rent, is excluded from the PPI. The scope of the CPI includes imports. The PPI excludes imports. The CPI only includes components of personal consumption directly paid for by the consumers, while the PPI includes components of personal consumption that may not be paid for by consumers. For example, the PPI includes medical services paid for by third parties. In contrast to CPI, PPI does not completely cover services. PPIs exclude taxes, since they do not represent producer revenue. Conversely, sales and other taxes paid by consumers are part of household expenditure and are included in the CPI. Additional technical differences between PPI and CPI also exist. For more information see "Comparing new final demand producer price indexes with other Government price indexes," *Monthly Labor Review*, January 2014, at www.bls.gov/opub/mlr/.

Commodity Indexes

The commodity classification of the PPI organizes goods, services, and construction by similarity of product or end use, disregarding industry of origin. With the release of data for July 2009, PPI expanded its commodity structure to include indexes for services and construction products. Prior to this date, the PPI commodity structure only included products from goods producing sectors. Table 9 of the *PPI Detailed Report* includes data for commodity indexes, organized in a hierarchal structure, including major groupings, subgroups, product classes, sub-product classes, and individual items.

Industry Net-Output Price Indexes

PPIs for the net output of industries and their products are grouped according to the North American Industry Classification System (NAICS). Prior to the release of January 2004, industry-based PPIs were published according to the Standard Industrial Classification (SIC) system. Industry price indexes are compatible with other economic time series organized by industry, such as data on employment, wages, and productivity. Table 11 of the *PPI Detailed Report* includes data for NAICS industries and industry groups (3-, 4-, 5-, and 6-digit codes), Census product classes (7- and 8-digit codes), products (9-digit codes), more detailed sub-products (11-digit codes), and, for some industries, indexes for other sources of revenue.

Indexes may represent one of three kinds of product categories. Every industry has primary product indexes that show changes in prices received by establishments classified in the industry for products made primarily, but not necessarily exclusively, by that industry. The industry classification of an establishment is determined by which products make up a plurality of its total shipment value. In

addition, most industries have secondary product indexes that show changes in prices received by establishments for products chiefly made in some other industry. Some industries have miscellaneous receipts indexes that track price changes for other sources of revenue received by establishments within the industry that are not derived from sales of their products; for example, resales of purchased materials, or revenues from parking lots owned by a manufacturing plant.

Data Collection

PPIs are constructed using selling prices reported by establishments of all sizes, selected by probability sampling, with the probability of selection proportionate to size. Individual items and transaction terms also are chosen by probability proportionate to size. BLS strongly encourages cooperating companies to supply actual transaction prices at the time of shipment to minimize the use of list prices. Prices submitted by survey respondents are effective on the Tuesday of the week containing the 13th day of the month. The survey is conducted online via the BLS Internet Data Collection Facility (IDCF). Data provided by survey respondents are supplemented with data from other sources for some areas.

Price data are provided by survey respondents on a voluntary and confidential basis; only sworn BLS employees are allowed access to individual company price reports. BLS publishes price indexes, not actual prices. All PPIs are subject to monthly revisions up to 4 months after original publication to reflect the availability of late reports and corrections by respondents.

BLS periodically updates the PPI sample of survey respondents to better reflect current conditions when the structure, membership, technology, or product mix of an industry shifts significantly and to spread reporting burden among smaller firms. Information on these resampling efforts are noted in the *PPI News Release* and *PPI Detailed Report* in the months they occur.

As part of an ongoing effort to expand coverage to sectors of the economy other than mining and manufacturing, an increasing number of service and construction sector industries have been introduced into the PPI. The following list of industries introduced since the mid-1990s includes the month and year in which an article describing the industry's content appeared in the *PPI Detailed Report*.

Service and construction sector industries introduced into the Producer Price Index, by SIC or NAICS code at their date of introduction and the *PPI Detailed Report* issue that announces their introduction

Title	Code	<i>PPI Detailed Report</i> Issue
	SIC	
Wireless telecommunications	4812	July 1999
Telephone communications, except radio telephone	4813	July 1995
Television broadcasting	4833	July 2002
Grocery stores	5411	July 2000
Meat and fish (seafood) markets	5421	July 2000
Fruit and vegetable markets	5431	July 2000
Candy, nut, and confectionery stores ...	5441	July 2000

Title	Code	PPI Detailed Report Issue
SIC		
Retail bakeries	5461	July 2000
Miscellaneous food stores	5499	July 2000
New car dealers	5511	July 2000
Gasoline service stations	5541	January 2002
Boat dealers	5551	January 2002
Recreational vehicle dealers	5561	January 2002
Miscellaneous retail	59	January 2001
Security brokers, dealers, and investment bankers	6211	January 2001
Investment advice	6282	January 2003
Life insurance carriers	6311	January 1999
Property and casualty insurance	6331	July 1998
Insurance agencies and brokerages	6412	January 2003
Operators and lessors of nonresidential buildings	6512	January 1996
Real estate agents and managers	6531	January 1996
Prepackaged software	7372	January 1998
Data processing services	7374	January 2002
Home health care services	8082	January 1997
Legal services	8111	January 1997
Engineering design, analysis, and consulting services	8711	January 1997
Architectural design, analysis, and consulting services	8712	January 1997
Premiums for property and casualty insurance	9331	July 1998
NAICS		
New Industrial building construction	236211	January 2008
New warehouse building construction ..	236221	July 2005
New school construction	236222	July 2006
New office construction	236223	January 2007
New health care building construction...	236224	January 2013
Concrete contractors, nonresidential building work	23811X	July 2008
Roofing contractors, nonresidential building work	23816X	July 2008
Electrical contractors, nonresidential building work	23821X	July 2008
Plumbing / HVAC contractors, nonresidential building work	23822X	July 2008
Merchant wholesalers, durable goods ..	423	July 2005
Merchant wholesalers, nondurable goods	424	July 2005
Electronics and appliance stores	443	January 2004
Building material and garden equipment and supplies dealers.....	444	January 2004
Sporting goods, hobby, book, and music stores	451	January 2004
General merchandise stores	452	January 2004
Miscellaneous store retailers	453	January 2004
Pipeline transportation of natural gas....	486210	June 2022
Internet service providers	518111	July 2005
Internet publishing and web search portals	519130	January 2010
Commercial banking	522110	January 2005
Savings institutions	522120	January 2005
Direct health and medical insurance carriers	524114	July 2004

Title	Code	PPI Detailed Report Issue
NAICS		
Construction, mining, and forestry machinery and equipment rental and leasing	532412	January 2005
Management consulting services	541610	January 2007
Security guards and patrol services	561612	July 2005
Offices of dentists	621210	January 2011
Blood and organ banks	621991	January 2007
Amusement and theme parks	713110	July 2006
Golf courses and country clubs	713910	July 2006
Fitness and recreational sports centers .	713940	July 2005
Commercial machinery repair and maintenance.....	811310	July 2007

Weights

Weights for most commodity groupings of the PPI, as well as, weights for commodity-based aggregate indexes calculated from commodity groupings, such as FD-ID indexes, currently reflect 2017 values of shipments as reported in the *Census of Manufactures* and other sources. From January 2018 to December 2022, PPI weights were derived from 2012 shipment values. Industry indexes now are calculated under the 2022 NAICS structure utilizing 2017 value of shipment weights and 2012 net output ratios. The periodic update of the value weights used to calculate the PPI is done to more accurately reflect changes in production and marketing patterns in the economy.

Net output values of shipments are used as weights for industry indexes. Net output values refer to the value of shipments from establishments within the industry to buyers outside the industry. However, weights for commodity indexes are based on gross shipment values, including values of shipments between establishments within the same industry. As a result, broad commodity grouping indexes, such as the PPI for All Commodities (which is composed of major commodity groupings 01 through 15), are affected by the multiple counting of price change at successive stages of processing, which can lead to exaggerated or misleading signals about inflation. The intermediate demand by commodity type FD-ID indexes partially correct for this defect, but industry indexes, final demand FD-ID indexes, and intermediate demand by production flow FD-ID indexes consistently correct for this at all levels of aggregation. Therefore, industry and FD-ID indexes are more appropriate than broad commodity groupings for analysis of general price trends.

Price Index Reference Base

Effective with publication of January 1988 data, many important PPI series (including most commodity groups and individual items) were placed on a new reference base, 1982 = 100. From 1971 through 1987, the standard reference base for most PPI series was 1967 = 100. Except for rounding differences, the shift to the new reference base did not alter any previously published percent changes for affected PPI series. (See “Calculating Index Changes,” below.) The 1982

reference base is not used for commodity indexes with a base later than December 1981 or for industry net output indexes and their products. The FD-ID indexes typically have a reference base of November 2009 = 100.

For further information on the underlying concepts and methodology of the Producer Price Index, see chapter 14, “Producer Prices,” in the *BLS Handbook of Methods*. This chapter can be downloaded from the BLS Web site at www.bls.gov/opub/hom/homch14.htm.

Calculating Index Changes

Each PPI measures price changes from a reference period that equals 100.0. An increase of 5.5 percent from the reference period in the Final Demand Goods Price Index, for example, is shown as 105.5. This change also can be expressed in dollars, as follows: prices received by domestic producers of a sample of final demand goods have risen from \$100 in November 2009 to \$105.50. Likewise, a current index of 90.0 would indicate that prices received by producers of final demand goods are 10 percent lower than they were in November 2009.

Movements of price indexes from one month to another are usually expressed as percent changes, rather than as changes in index points. Index point changes are affected by the level of the index in relation to its base period, whereas percent changes are not. The following example shows the computation of index point and percent changes.

Index point change

Final Demand Goods Price Index	107.5
Less previous index	104.0
Equals index point change	3.5

Index percent change

Index point change	3.5
Divided by the previous index	104.0
Equals	0.034
Result multiplied by 100	0.034 x 100
Equals percent change	3.4

Seasonally Adjusted and Unadjusted Data

Because price data are used for different purposes by different groups, BLS publishes seasonally adjusted and unadjusted changes each month. Seasonally adjusted data are preferred for analyzing general price trends in the economy because these data eliminate the effect of changes that normally occur at about the same time, and in about the same magnitude, every year—such as price movements resulting from normal weather patterns, regular production and marketing cycles, model changeovers, seasonal discounts, and holidays. For these reasons, seasonally adjusted data more clearly reveal underlying trends. Unadjusted data are of primary interest to users who need information that can be related to actual dollar values of transactions. Individuals requiring this information include marketing specialists, purchasing agents, budget and cost analysts, contract specialists, and commodity traders. It is the unadjusted data

that are generally cited when escalating long-term contracts such as purchasing agreements or real estate leases. For more information, see *Price Adjustment Guide for Contracting Parties*, on the Web at: www.bls.gov/ppi/publications/price-adjustment-guide-for-contracting-parties.htm.

Seasonal adjustment is accomplished using X-13 ARIMA, a software package published by the U.S. Census Bureau. Each year, the seasonal status of most commodity indexes is reevaluated to reflect more recent price behavior. Industry net output indexes are not seasonally adjusted. For time series that exhibit seasonal pricing patterns, new seasonal factors are estimated and applied to the unadjusted data from the prior 5 years. Updated seasonally adjusted indexes replace the most recent 5 years of seasonal data.

Seasonal factors may be applied to series using either a direct or an aggregative method. Generally, commodity indexes are seasonally adjusted using direct seasonal adjustment, which produces a more complete elimination of seasonal movements than does the aggregative method. However, the direct seasonal adjustment process may not yield figures that possess additive consistency. Thus, a seasonally adjusted index for a broad category that is directly adjusted may not be logically consistent with all seasonally adjusted indexes for its components. Seasonal movements for FD-ID indexes are derived indirectly through an aggregative method that combines movements of a wide variety of subproduct class (six-digit) series.

Seasonally adjusted indexes can become problematic when previously stable and predictable price patterns abruptly change. If the new pattern persists, the seasonal adjustment method will eventually reflect it; if the pattern keeps shifting, however, seasonally adjusted data will become chronically troublesome. This problem occurs relatively infrequently for farm and food-related products, but has more often affected manufactured products such as automobiles and steel.

Since January 1988, the PPI has used Intervention Analysis Seasonal Adjustment methods to enhance the calculation of seasonal factors. With this technique, outlier values that may distort the seasonal pattern are removed from the data prior to applying the standard seasonal factor estimation procedure. For example, a possible economic cause for large price movements for petroleum-based products might have been the COVID-19 pandemic. In this case, intervention techniques allowed for better estimates of seasonally adjusted data. On the whole, very few series have required intervention. Out of over 400 seasonally adjusted commodity series, 69 were subject to intervention in 2023.

For more information relating to seasonal adjustment methods, see “PPI and CPI Seasonal Adjustment: an Update” in the July 2010 *Monthly Labor Review*, and “PPI and CPI Seasonal Adjustment During the COVID-19 Pandemic” in the May 2022 *Monthly Labor Review*.

Producer Price Index Data on the Internet

In 1995, the BLS began posting PPI series, news releases, and technical information to the internet. There were more than 13 million instances of PPI data being downloaded from the BLS website during 2022.

Retrieving PPI data from the PPI Web site

PPI data can be obtained online (www.bls.gov/ppi). On this page, under the tab labeled “Featured PPI databases” links provide the following methods of data retrieval:

- **Top Picks** is a form-based application for both Industry Data and Commodity Data that allows the user to quickly obtain PPI time series data by selecting the high-level aggregate and other commonly requested time series, including the All Commodities Index and the FD-ID indexes (for example, Final Demand). Within each list, any one—or all—of the time series shown can be selected. A user can modify the date range and output options after executing the query, using the reformat button above the data output table.
- **One-Screen Data Search and Multi-Screen Data Search** are form-based query applications for both Industry Data and Commodity Data designed for users unfamiliar with the PPI coding structure. These applications guide a user through the PPI classification by listing index titles and do not require knowledge of commodity or industry codes. Data retrieved are based on a query formulated by selecting data characteristics from lists provided. Two options are available to create customized tables, depending on a user’s browser capability. The one-screen option is a JavaScript application that uses a single screen to guide a user through the available time series data. The second option is a multiple-screen, non-Java-based application. Both methods allow a user to browse the PPI coding structure and select multiple series. Users can modify the date range and output options after executing the query using the reformat button above the data output table.
- **Series Report** is a form-based application that allows users to input multiple, formatted PPI time series identifiers (commodity or industry codes) as inputs in extracting data according to a specified set of date ranges and output options. This application provides the most efficient path for users who are familiar with the format of PPI time series identifiers. There are five alphabetic prefixes used to create unique PPI time series identifiers: WP, WD, PC, PD, and ND. Each provides the user access to a different PPI database. Adding either a “u” (not seasonally adjusted) or an “s” (seasonally adjusted) to the end of these prefixes further specifies the type of data needed.

EXAMPLES

For commodity and FD-ID indexes, series identifiers combine a “wpu” prefix (not seasonally adjusted) or a “wps” prefix (seasonally adjusted) with a commodity code.

<u>Commodity code</u>	<u>Provides data for:</u>
wps141101	Passenger cars, seasonally adjusted
wpu141101	Passenger cars, not seasonally adjusted
wpufd4	Final demand, not seasonally adjusted
wpsid63	Services for intermediate demand, seasonally adjusted

For discontinued commodity indexes, series identifiers combine a “wdu” prefix (not seasonally adjusted) or a “wds” prefix (seasonally adjusted) with a commodity code.

<u>Commodity code</u>	<u>Provides data for:</u>
wds019	Other farm products, seasonally adjusted
wdu0635	Preparations, ethical (prescription), not seasonally adjusted
wdusi138011	Stainless steel mill products, not seasonally adjusted

Current price indexes grouped by industry according to NAICS have series identifiers that begin with the prefix “pcu.” After the prefix, there are 12 digits (the 6-digit industry code is listed twice) followed by up to 7 alphanumeric characters identifying product detail. Dashes are used as placeholders for higher-level industry group codes.

<u>Industry-product code, current NAICS series</u>	<u>Provides data for:</u>
pcu325---325---	Chemical manufacturing
pcu336110336110	Automobile and light duty motor vehicle manufacturing
pcu621111621111411	Offices of physicians, one- and two-physician practices and single-specialty group practices, general/family practice

Discontinued industry-product codes based on SIC combine a “pdu” prefix and “#” between the fourth and fifth characters of the product code. Series identifiers for the discontinued dataset use underscores as placeholders to complete a reference to an SIC industry group code of fewer than four digits. (All PPI industry-based indexes organized by SIC were discontinued with the introduction of NAICS in 2004.)

<u>Industry-product code, discontinued SIC series</u>	<u>Provides data for:</u>
pdu28_#	Chemicals and allied products
pdu331_#	Blast furnaces, steel works, and rolling and finishing mills
pdu3711#111	Passenger cars

Price indexes for discontinued series grouped by industry according to NAICS have identifiers that begin with the prefix “ndu”. After the prefix, there are 12 numeric digits (the 6-digit industry code is listed twice), and up to 7 additional alphanumeric characters that identify product detail. Dashes are used as placeholders for higher-level group codes.

*Industry-product code,
discontinued NAICS series*
ndu212231212231
ndu2122312122312
ndu212231212231214

Provides data for
Lead and zinc ore mining
Lead, zinc concentrates
Lead concentrates

- **Text Files** are best suited for users requiring access to either a large volume of time series data or other PPI-related documentation, such as seasonal factor tables and relative importance tables. The text files can be accessed at download.bls.gov/ or directly from links on the “PPI Databases” page or the PPI homepage. Data and documentation available for download include the following:

Industry Data	<u>Directory:</u> /pub/time.series/pc
Industry Data - Discontinued (NAICS basis)	/pub/time.series/nd
(SIC basis)	/pub/time.series/pd
Commodity Data (incl. FD-ID)	/pub/time.series/wp
Commodity Data – Discontinued	/pub/time.series/wd
Special requests	/pub/special.requests/ppi

Additional information

The PPI homepage (www.bls.gov/ppi) contains additional information regarding PPI data and methodology. The “PPI Publications” section of the homepage provides PPI news releases, both current and archived, as well as general PPI information. The “PPI Tables” section provides relative importance and seasonal factor tables. The remaining sections offer special notices and publications pertaining to PPI methodology and applications.

For questions or comments regarding PPI data classification, methodology, or data availability on the Internet, call or e-mail the Section of Index Analysis and Public Information at (202) 691-7705 or ppi-info@bls.gov. If you are deaf, hard of hearing, or have a speech disability, please dial 7-1-1 to access telecommunications relay services.